11333 N. Cedarburg Road
Mequon, WI 53092-1930
Phone: 262/242-3100

www.cityofmequonwi.gov

Community Development Department
Inspections Division

ARCHITECTURAL BOARD
Regular Meeting
Monday, April 13, 2026 - 6:00 PM
Christine Nuernberg Hall

After Architectural Board approval, please call the Building Inspection Office at (262-236-2924) to schedule issuance of the building permit.

It is advisable that someone is present to represent your building permit application.

All times listed are approximate, and it is strongly recommended that applicants arrive at 6:00 P.M. at the start of the meeting to ensure that you are available when your item is discussed.

Please enter via the East or West (Elevator) Entrance.

Agenda

1) **Call to Order and Roll Call**

2) **Approval of Meeting Minutes**

   a) Meeting Minutes — March 9, 2026

3) **Action Items**

   a) **Don & Joan Sommer**
   New Single-Family Residence at 12938 N. Highgate Court
   Subdivision: Highgate
   Contractor: Thierfelder Builders, Inc. / Architect: New Horizon Architects
   District 1 - 6:00 pm

b) **Hawthorne 2000P LLC**
Stable Addition at 10475 W. Hawthorne Road
Subdivision: N/A
Contractor: Kahle Builders LLC / Architect: Kahle Builders LLC
District 1 - 6:05 pm

c) **Daniel & Eileen Weins**
Enclosed Porch Addition with separate bathroom entrance at 11623 W. Donges Bay Road
Subdivision: N/A
Contractor: 2-Man Crew / Architect: Pen & Hammer
District 1 – 6:15 pm

d) **Daniel Van Housen**
Detached Garage at 13337 N. Hawthorne Court
Subdivision: N/A
Contractor: Bob Anderson Builders / Architect: ADS
District 1 - 6:25 pm

e) **Lance & Karin Severson**
Pool House/2-Car Detached Garage Addition at 5417 W. Parkview Drive
Subdivision: Mequon County Estates
Contractor: Coach House Homes / Architect: Racinowski Design Studio
District 2 - 6:35 pm

f) **Todd & Christina Scheer**
Shed at 11556 N. Holly Road
Subdivision: Solar Heights
Contractor: Owner / Architect: Zuern Building Products
District 3 - 6: 45 pm

g) **Nick Boerke**
3-Season Room Addition with new deck at 11450 N. Concord Creek Drive
Subdivision: Concord Creek
Contractor: Hometown Builders Unlimited / Architect: Hometown Builders Unlimited
District 3 - 7:05 pm

h) **Mathew Otto**
Window changes at 8044 W. Poplar Drive
Subdivision: Westwood of Mequon
Contractor: Pella Windows & Doors of WI / Architect: N/A
District 3 - 7:15 pm

i) **Kaerek Homes, Inc.**
New Single-Family Residence at 9857 N. Migratory Court
Subdivision: Swan Ridge Farms
Contractor: Kaerek Homes, Inc. / Architect: Kaerek Homes, Inc.
District 4 - 7:25 pm

j) **Kaerek Homes, Inc.**
New Single-Family Residence at 9890 N. Migratory Lane
Subdivision: Swan Ridge Farms
Contractor: Kaerek Homes, Inc. / Architect: Kaerek Homes, Inc.
District 4 - 7:30 pm

k) **Kamil Matejewski & Sabina Cashin**
New Single-Family Residence at 9811 N. Migratory Court
Subdivision: Swan Ridge Farms
Contractor: Espire House, Inc. / Architect: Espire Homes, Inc.
District 4 - 7:35 pm

l) **Jonathan & Cami Luljak**
New Single-Family Residence at 9943 N. Cygnet Court
Subdivision: Swan Ridge Farms
Contractor: Espire Homes, Inc. / Architect: Espire Homes, Inc.
District 4 - 7:40 pm

m) **Brian Haecker**
Attached Workshop Addition at 5402 W. Westfield Road
Subdivision: Assessor's Plat
Contractor: Owner / Architect: Owner
District 4 - 7:45 pm

n) **Victory Homes of Wisconsin**
New Single-Family Residence at 12897 N. Blue Jay Lane
Subdivision: Highland Meadows
Contractor: Victory Homes of WI / Architect: Brian Andaloro
District 5 - 7:55 pm

o) **Allan Builders**
New Single-Family Residence at 12898 N. Blue Jay Lane
Subdivision: Highland Meadows
Contractor: Allan Builders / Architect: Brian Andaloro
District 5 - 8:00 pm

p) **Harold and Jaclyn Zigsan**
Sunroom Addition at 1832 W. Woodside Lane
Subdivision: Glen Oaks
Contactor: B&E General Contractors / Architect: B&E General Contractors
District 6 - 8:05 pm

q) **David & Cindy Werner**
Master Suite Addition at 9705 N. Lamplighter Lane
Subdivision: Range Line Valley
Contractor: TBD / Architect: Angela Westmore LLC
District 7 - 8:15 pm

4) Adjourn

DATED: March 30, 2026 /s/ Scott Reed, Chair

Notice is hereby given that a quorum of other governmental bodies may be present at this meeting to present, discuss and/or gather information about a subject over which they have decision-making responsibility, although they will not take formal action thereto at this meeting. Persons with disabilities requiring accommodation for attendance at this meeting should contact the City Clerk's Office at 262-236-2914, twenty-four (24) hours in advance of the meeting.

Any questions regarding this agenda may be directed to the City Clerk's Office at 262-236-2914, Monday through Friday, 8:00 AM – 4:30 PM.

11333 N. Cedarburg Road
Mequon, WI 53092-1930
Phone: 262/236-2914
Fax: 262/242-9655

www.cityofmequonwi.gov **Inspections**

TO: **Architectural Board**
FROM: **Karen Heil, Administrative Assistant**
DATE: **April 13, 2026**
SUBJECT: **Meeting Minutes — March 9, 2026**

Attachments:
Architectural Board Minutes for March 9, 2026 (1)

11333 N. Cedarburg Road
Mequon, WI 53092-1930
Phone: 262/242-3100

www.cityofmequonwi.gov

Community Development Department
Inspections Division

ARCHITECTURAL BOARD
Regular Meeting
Monday, March 9, 2026 - 6:00 PM
Christine Nuernberg Hall - Common Council Room

Minutes

1) Call to Order and Roll Call

The meeting was called to order by Scott Reed at 6:00 p.m.

Present:
Chairman Scott Reed, Vice-Chairman Paul Apfelbach, Board Member Michael Wade, Board Member Janet Ehn, Board Member Ann Scherzinger, Board Member Tom Irvin
[ABSENT: Board Member Anthony LaGalbo, Architect John Mikkelson, Board Member Curtis Helm]

2) Approval of Meeting Minutes

a) Meeting Minutes – February 9, 2026

MOTION:	Motion to approve the Minutes
MOVER:	Board Member Michael Wade
SECONDER:	Board Member Ann Scherzinger
AYES:	Chairman Scott Reed, Vice-Chairman Paul Apfelbach, Board Member Michael Wade, Board Member Janet Ehn, Board Member Ann Scherzinger, Board Member Tom Irvin
NAYS:	None
RESULT:	Passed

3) Action Items

a) **Lakeside Development Company**
New Single-Family Side X Side Condominiums at 11620/11622 N. Aster Woods Circle
Subdivision: Aster Woods
Contractor: Lakeside Development Company / Architect: Scott Humber
District 6 - 6:00 pm

MOTION:	Approved
MOVER:	Board Member Tom Irvin
SECONDER:	Vice-Chairman Paul Apfelbach
AYES:	Chairman Scott Reed, Vice-Chairman Paul Apfelbach, Board Member Michael Wade, Board Member Janet Ehn, Board Member Ann Scherzinger, Board Member Tom Irvin
NAYS:	None
RESULT:	Passed

b) **Jacqualyn Laughlin**
Master Suite Addition over Garage at 141 W. White Oak Way
Subdivision: Hickory Hollow
Contractor: Spinnaker Renovations / Architect: Spinnaker Renovations
District 8 - 6:05 pm

MOTION:	Approved
MOVER:	Vice-Chairman Paul Apfelbach
SECONDER:	Board Member Michael Wade
AYES:	Chairman Scott Reed, Vice-Chairman Paul Apfelbach, Board Member Michael Wade, Board Member Janet Ehn, Board Member Ann Scherzinger, Board Member Tom Irvin
NAYS:	None
RESULT:	Approved with the following condition: 1. The entire roof will be replaced.

c) **Redford Builders LLC**
New Single-Family Residence at 9965 N. Migratory Lane
Subdivision: Swan Ridge Farms
Contractor: Espire Homes / Contractor: Espire Homes
District 4 - 6:15 pm

MOTION:	Approved
MOVER:	Board Member Michael Wade
SECONDER:	Board Member Tom Irvin
AYES:	Chairman Scott Reed, Vice-Chairman Paul Apfelbach, Board Member Michael Wade, Board Member Janet Ehn, Board Member Ann Scherzinger, Board Member Tom Irvin
NAYS:	None
RESULT:	Approved with the following condition: 1. On the left and right elevations, add Board & Batten on gables along with a Freeze Board below to match the front elevation.

d) **Pumasri Parucguri & Chandu Vasireddy**
New Single-Family Residence at 10002 N. Migratory Lane
Subdivision: Swan Ridge Farms
Contractor: Korndoerfer Homes LLC / Architect: SHP
District 4 - 6:20 pm

MOTION:	Approved
MOVER:	Board Member Tom Irvin
SECONDER:	Vice-Chairman Paul Apfelbach
AYES:	Chairman Scott Reed, Vice-Chairman Paul Apfelbach, Board Member Michael Wade, Board Member Janet Ehn, Board Member Ann Scherzinger, Board Member Tom Irvin
NAYS:	None
RESULT:	Passed

e) **Paul & Jamie Maglio**
Dining Room, Second Floor Bathroom & Laundry Room Addition
at 436 W. Saddleworth Court
Subdivision: N/A
Contractor: Spinnaker Renovations / Architect: Lex Designs
District 5 - 6:25 pm

MOTION:	Approved
MOVER:	Vice-Chairman Paul Apfelbach
SECONDER:	Board Member Ann Scherzinger
AYES:	Vice-Chairman Paul Apfelbach, Board Member Janet Ehn, Board Member Ann Scherzinger, Board Member Tom Irvin
NAYS:	Chairman Scott Reed
RECUSED:	Board Member Michael Wade
RESULT:	Passed

f) **Shady Lane Holdings, LLC**
New Single-Family Residence at 14010 N. Shady Lane
Subdivision: Lakeshore Estates
Contractor: Core Construct LLC / Architect: Zuern
District 5 - 6:35 pm

MOTION:	*Approved with the following conditions: 1. On the rear elevation, add board & batten on two gables to be consistent with other elevations. 2. On rear, left and right elevations, add gable vents to be consistent with front elevation. 3. On the rear elevation, change the arch window to a rectangular window with a transom to be consistent with all windows. 4. Remove all stone except for the stone on the two front gable sections and chimney.
MOVER:	Board Member Janet Ehn
SECONDER:	Vice-Chairman Paul Apfelbach
AYES:	Chairman Scott Reed, Vice-Chairman Paul Apfelbach, Board Member Michael Wade, Board Member Janet Ehn, Board Member Ann Scherzinger, Board Member Tom Irvin
NAYS:	None
RESULT:	Passed

g) **Re-submittal for: Thomas & Caitlin Kolowith**
New Single-Family Residence at 14210 N. Pine Bluff
Subdivision: Hawks Bluff
Contractor: Victory Homes of WI / Architect: David Pluim
District 1–6:40 pm

MOTION:	Approved
MOVER:	Board Member Tom Irvin
SECONDER:	Board Member Janet Ehn
AYES:	Chairman Scott Reed, Vice-Chairman Paul Apfelbach, Board Member Michael Wade, Board Member Janet Ehn, Board Member Ann Scherzinger, Board Member Tom Irvin
NAYS:	None
RESULT:	Passed

4) Adjourn

MOTION:	Motion to Adjourn
MOVER:	Vice-Chairman Paul Apfelbach
SECONDER:	Chairman Scott Reed
AYES:	Chairman Scott Reed, Vice-Chairman Paul Apfelbach, Board Member Michael Wade, Board Member Janet Ehn, Board Member Ann Scherzinger, Board Member Tom Irvin
NAYS:	None
RESULT:	Passed

Meeting concluded at 6:38 p.m.

Respectfully submitted,
Karen Heil
Permit Coordinator

*For additional clarification, marked-up Architectural Board plans can be viewed in the Inspections Department during normal business hours; Monday through Friday, 8:00-4:30.

11333 N. Cedarburg Road
Mequon, WI 53092-1930
Phone: 262/236-2914
Fax: 262/242-9655

www.cityofmequonwi.gov **Inspections**

TO: **Architectural Board**
FROM: **Karen Heil, Administrative Assistant**
DATE: **April 13, 2026**
SUBJECT: **Don & Joan Sommer**
New Single-Family Residence at 12938 N. Highgate Court
Subdivision: Highgate
Contractor: Thierfelder Builders, Inc. / Architect: New Horizon Architects
District 1 - 6:00 pm

Attachments:
Statement of Intent, Site Plan, Plans

To the City of Mequon Architectural Board:

We are writing to express our intent to build a home on the property located at 12938 N. Highgate Court, Mequon for Don and Joan Sommer who currently reside at 7149 Ridgeview Drive, Mequon.

12938 N. Highgate Court is currently Lot 8 in the Highgate development.

The home is a single story with finished lower level that is approximately 8,523 square feet of finished space. The exterior style of the Sommer Home is a blend of Classic Traditional with elements of French Country.

The plan for the outdoor living space is to have a professionally designed landscape at the perimeter of the home, with lawn and further plantings to be integrated with existing natural features.

Sincerely,

Bob and Sue Thierfelder

THIERFELDER BUILDERS, INC.

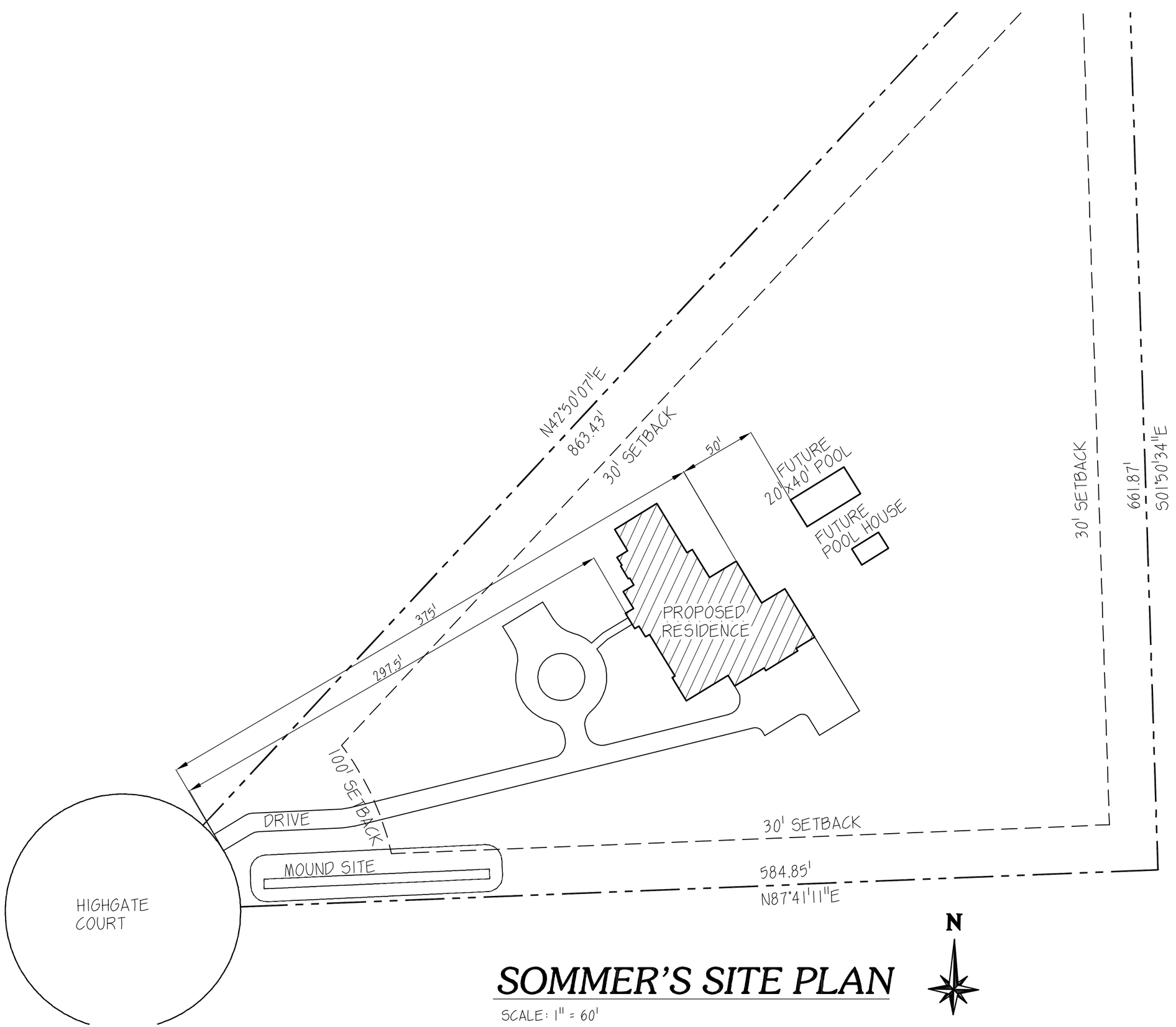

SOMMER'S SITE PLAN

SCALE: 1" = 60'

PROJECT
SITE PLAN FOR:
DON & JOAN SOMMER

NEW HORIZON VENTURES, L.L.C.
ARCHITECTS/PLANNERS
P.O. BOX 392, GRAFTON, WI. 53024
http://www.nhv-arch.com/
262-377-4700 or 262-375-5397

JOB NUMBER: SOM-3561-625
DATE: 3/19/2025
REVISIONS:
SHEET: 1
CHECKED BY: DJS
DRAWN BY: DJS

FRONT ELEVATION

SCALE: 1/4" = 1'-0"

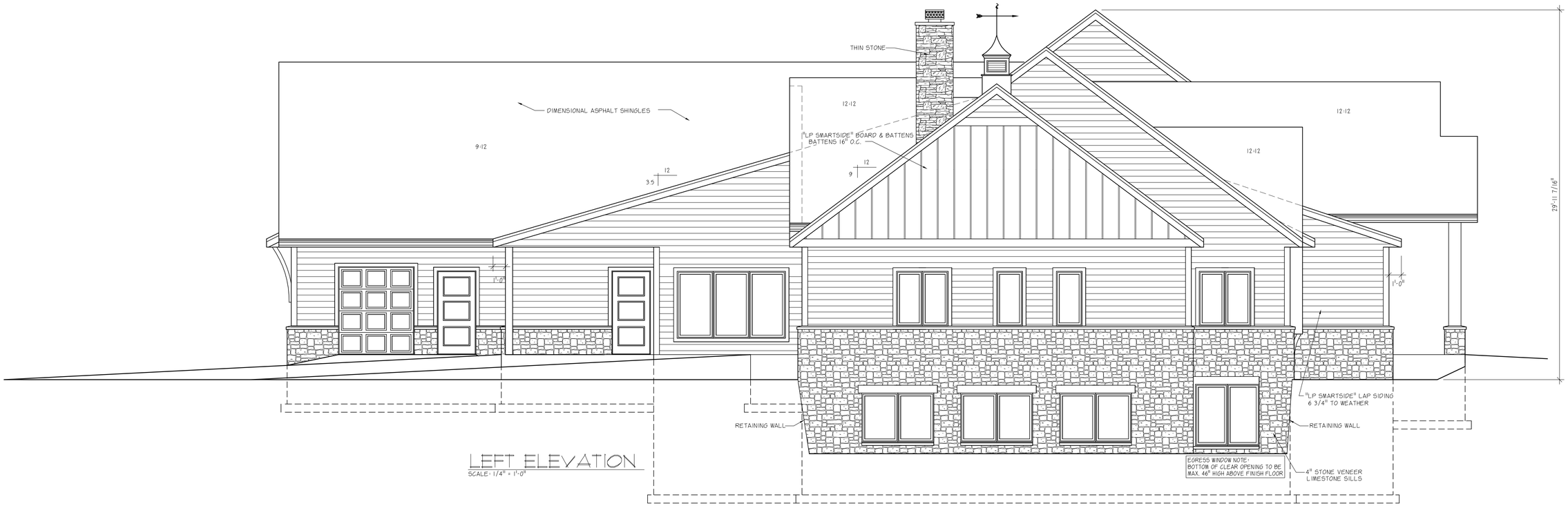

LEFT ELEVATION

SCALE: 1/4" = 1'-0"

PROJECT
NEW RESIDENCE FOR:
DON & JOAN SCHTTER

NEW HORIZON VENTURES, L.L.C.
ARCHITECTS/PLANNERS
P.O. BOX 292, GRAFTON, WI. 53024
http://www.nhv-arch.com/
262.377-4730 or 262-375-2397

JOB NUMBER	DATE	REVISIONS	SHEET
SCH-338-1625	2/19/2016	3/18/2016	1 OF 10

CHECKED BY: DJS
DRAWN BY: DJS

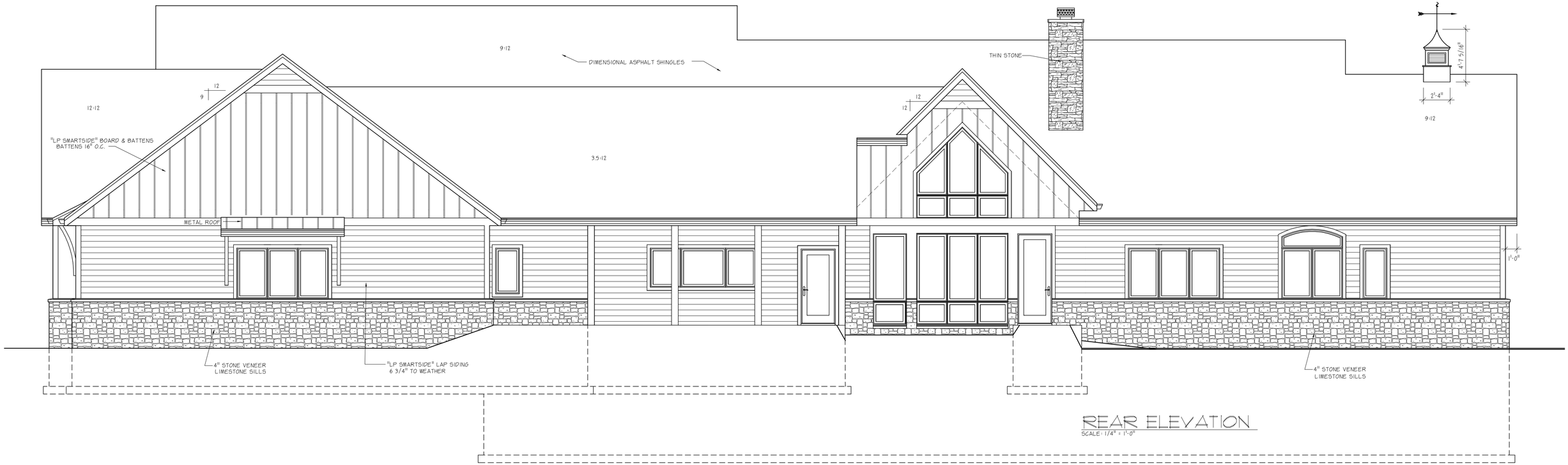

REAR ELEVATION

SCALE: 1/4" = 1'-0"

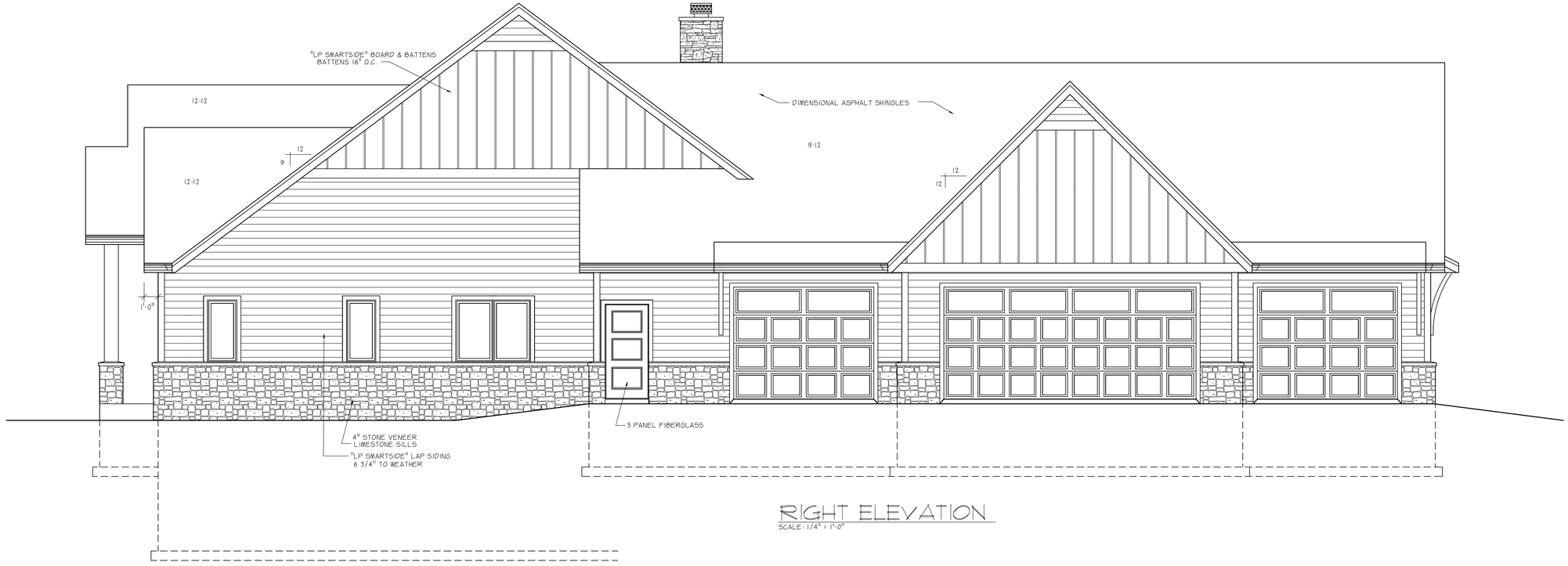

RIGHT ELEVATION

SCALE: 1/4" = 1'-0"

PROJECT
NEW RESIDENCE FOR:
DON & JOAN SCHYER

NEW HORIZON VENTURES, L.L.C.
ARCHITECTS/PLANNERS
P.O. BOX 292, GRAFTON, WI. 53024
http://www.nhvarch.com/
262-377-4730 or 262-375-2397

JOB NUMBER: SCH-358-1625
DATE: 2/9/2016
REVISIONS: 3/18/2016
SHEET: 2 OF 10
CHECKED BY: DJS
DRAWN BY: DJS

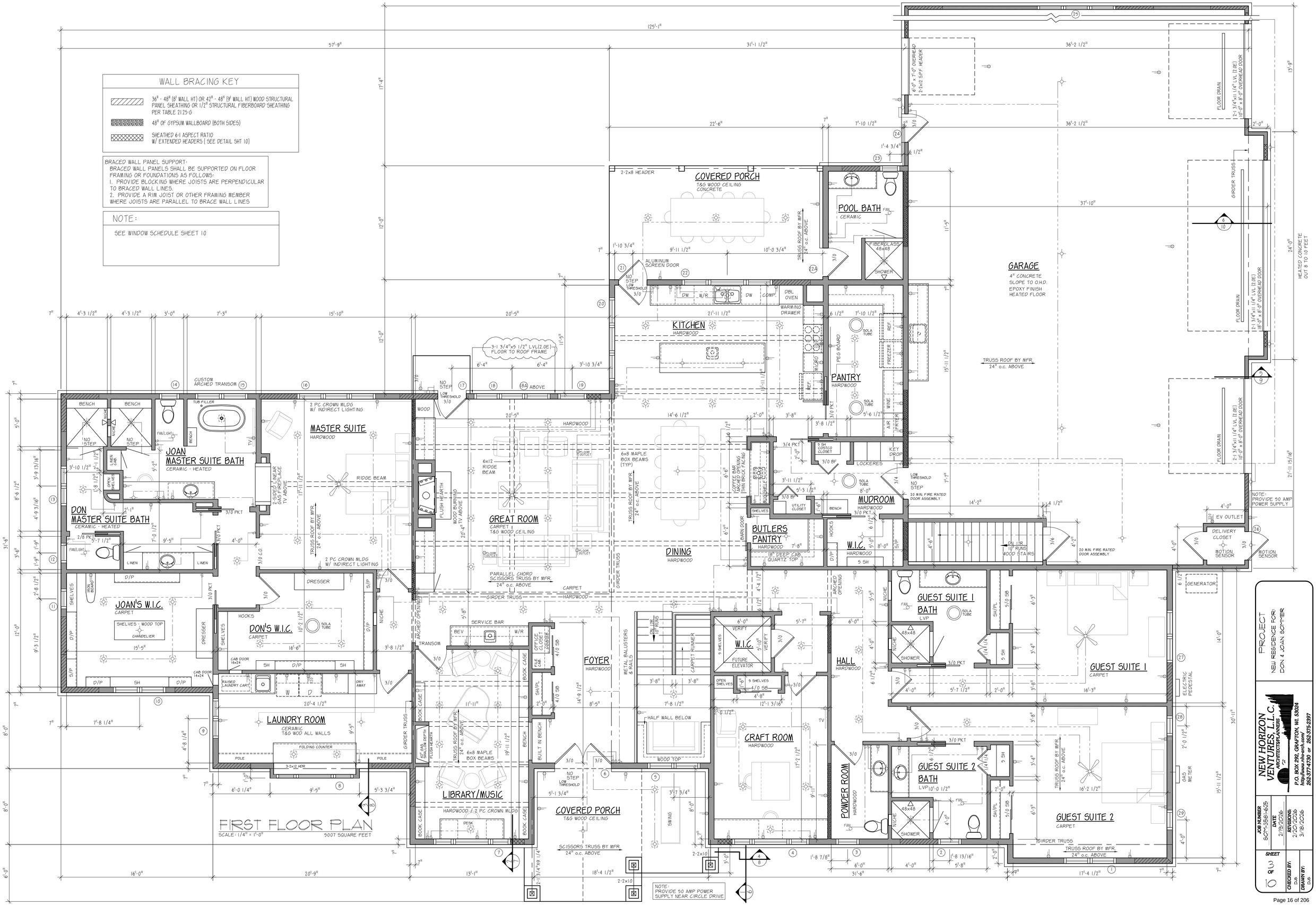
WALL BRACING KEY
36" - 48" (8' WALL HT) OR 42" - 48" (9' WALL HT) WOOD STRUCTURAL PANEL SHEATHING OR 1/2" STRUCTURAL FIBERBOARD SHEATHING PER TABLE 21.25-G
48" OF GYPSUM WALLBOARD (BOTH SIDES)
SHEATHED 6:1 ASPECT RATIO W/ EXTENDED HEADERS (SEE DETAIL SHT 10)
BRACED WALL PANEL SUPPORT:
BRACED WALL PANELS SHALL BE SUPPORTED ON FLOOR FRAMING OR FOUNDATIONS AS FOLLOWS:
1. PROVIDE BLOCKING WHERE JOISTS ARE PERPENDICULAR TO BRACED WALL LINES.
2. PROVIDE A RIM JOIST OR OTHER FRAMING MEMBER WHERE JOISTS ARE PARALLEL TO BRACE WALL LINES
NOTE:
SEE WINDOW SCHEDULE SHEET 10
COVERED PORCH
T&G WOOD CEILING
CONCRETE
POOL BATH
CERAMIC
GARAGE
4" CONCRETE
SLOPE TO O.H.D.
EPOXY FINISH
HEATED FLOOR
KITCHEN
HARDWOOD
PANTRY
HARDWOOD
MASTER SUITE
HARDWOOD
JOAN MASTER SUITE BATH
CERAMIC - HEATED
DON MASTER SUITE BATH
CERAMIC - HEATED
GREAT ROOM
CARPET
T&G WOOD CEILING
DINING
HARDWOOD
BUTLERS PANTRY
HARDWOOD
MUDROOM
HARDWOOD
W.I.C.
HARDWOOD
JOAN'S W.I.C.
CARPET
DON'S W.I.C.
CARPET
LAUNDRY ROOM
CERAMIC
T&G WOD ALL WALLS
LIBRARY/MUSIC
HARDWOOD / 2 PC CROWN MLDG
FOYER
HARDWOOD
COVERED PORCH
T&G WOOD CEILING
CRAFT ROOM
HARDWOOD
HALL
HARDWOOD
POWDER ROOM
HARDWOOD
GUEST SUITE 1 BATH
LVP
GUEST SUITE 1
CARPET
GUEST SUITE 2 BATH
LVP
GUEST SUITE 2
CARPET
FIRST FLOOR PLAN
SCALE: 1/4" = 1'-0"
5007 SQUARE FEET
NOTE:
PROVIDE 50 AMP POWER SUPPLY NEAR CIRCLE DRIVE
NOTE:
PROVIDE 50 AMP POWER SUPPLY
HEATED CONCRETE OUT 8 TO 10 FEET
PROJECT
NEW RESIDENCE FOR:
DON & JOAN SOMMER
NEW HORIZON VENTURES, L.L.C.
ARCHITECTS/PLANNERS
P.O. BOX 292, GRAFTON, WI. 53024
http://www.nhoarch.com/
262-377-4730 or 262-375-2397
JOB NUMBER
SOM-3581-625
DATE
2/19/2026
REVISIONS:
2/20/2026
3/18/2026
SHEET
3
OF
10
CHECKED BY:
DJS
DRAWN BY:
DJS

GAS LINE TO POOL HOUSE
ELECTRIC FEED TO POOL HOUSE
WATER SUPPLY TO POOL HOUSE

UNEXCAVATED
UNEXCAVATED
UNEXCAVATED

14'-2 1/2"
3'-7 1/2"
10'-0"

RETAINING WALL
RETAINING WALL

41'-1"
16'-1 1/2"

WEIGHTS
MATS
SUMP
P.C.
6 PERSON SAUNA
MIRROR & POLE
16'-1"
12'-0"
3/0 STATIONARY
6/0 SLIDR
3/0 STATIONARY
CAB. 4" HIGH
WORKOUT ROOM
RUBBER FLOOR TILES
9'-10" CEILING HGT
SPA
CERAMIC
3/0
3'-2 1/2"
PLUNGE POOL 88x42
2'-6" MIN.
FD
8'-0"
7'-8 1/2"
13'-9"
24'-8"
22'-0"

TV
SKEEBALL
PACMAN
REF
MIC
W/R
DW
KITCHENETTE
LVP
PINBALL
POP A SHOT
DROP ENTIRE LOWER LEVEL CEILING BELOW STEEL BEAMS AND DUCT WORK
FAMILY ROOM
CARPET
8'-10 1/2" CEILING HGT
FLOOR OUTLET
FLOOR OUTLET
POOL TABLE
18'-5"
24'-4 1/2"
22'-8"
16'-1 1/2"
WH
WS
WH
FD
FURNACE
FURNACE
MECHANICAL
LVP
CARPET
3/0
9'-0"
3/0
3/0
TV
SOFFIT
LINEN CABINET W/ TOWEL STORAGE
BENCH
4'-0"
CERAMIC SHOWER 48x30
5 SH
1/6
BATH 4
LVP
FAN
6'-6"
11'-6"
3'-8"
10'-10 1/2"
9'-7 1/2"
2'-0" MIN.
HB
5'-0"
11 1/2"
3/6
4'-2"
UP 17R
10 RUNS
28'-11"
15'-11 1/2"
22'-7"
3'-8"
12'-0"
4'-2"
3'-8"
3'-8"
6'-0"
5'-6"
6 1/2"
7'-0"
4'-10 1/2"
4 1/2"
6'-0"
29'-0"
FD
BOILER
CARD TABLE
SHUFFLE BOARD
DISPLAY
3'-10"
D/P
SH
S/P
2/6
6'-0"
3/0
12'-6"
15'-11 1/2"
BAR
LVP
40"-42" HIGH
BRICK ARCH
TRANSOM ABOVE
THIN BRICK
DISPLAY
THIN BRICK
6'-9"
WINE STORAGE
COUNTERTOP
TALL CAB
UPPER CAB
WINE STOR.
UPPER CAB
TALL CAB
2/8
UP 17R
10 RUNS
SHELVES
W.I.C.
FUTURE ELEVATOR DIMENSIONS TO BE VERIFIED
SHELVES
SHELVES
FUTURE ELEVATOR MECHANICALS
2/6
2/6
3/0
5'-10"
3/0
POWDER RM
LVP
FAN
2'-0"
3/0
D/P
CEDAR CLOSET
CARPET
6'-6"
11'-6 1/2"
7'-8 1/2"
S/P
UNFINISHED MECHANICAL & STORAGE
ELECTRIC PEDESTAL
31'-11"
GAS METER
EGRESS WINDOW NOTE:
BOTTOM OF CLEAR OPENING TO BE MAX. 46" HIGH ABOVE FINISH FLOOR
GUEST SUITE 3
CARPET
9'-10" CEILING HGT
GUEST BATH 3
LVP
FAN
STERLING SHOWER
OPEN SHELVES
9'-1 13/16"
5'-8 11/16"
SH
UNEXCAVATED
RETAINING WALL
4'-0"
2'-1 1/2"
4'-1 1/2"
11'-0"
20'-4 1/2"

LOWER LEVEL PLAN
SCALE: 1/4" = 1'-0"
3513 SQUARE FEET FINISHED

PROJECT
NEW RESIDENCE FOR:
DON & JOAN SCHMER

NEW HORIZON VENTURES, L.L.C.
ARCHITECTS/PLANNERS
P.O. BOX 292, GRAFTON, WI. 53024
http://www.nhv-arch.com/
262-375-4730 or 262-375-2397

JOB NUMBER: SCH-1358-625
DATE: 2/19/2026
REVISIONS: 2/20/2026, 3/18/2026
SHEET: 4 OF 10
CHECKED BY: DJS
DRAWN BY: DJS

FOUNDATION PLAN

SCALE: 1/4" = 1'-0"

FOUNDATION ELEVATIONS KEY:

ELEV. -8" BELOW ADJOINING TOP OF FDN | ELEV. 110'-0" | ELEV. 110'-6" | ELEV. 111'-0" | ELEV. 111'-2" | ELEV. 111'-6" | ELEV. 111'-4 1/4" TOP OF FIRST FLOOR

EGRESS WINDOW NOTE:
BOTTOM OF CLEAR OPENING TO BE MAX. 46" HIGH ABOVE FINISH FLOOR

PROJECT
NEW RESIDENCE FOR:
DON & JOAN SCHMEER

NEW HORIZON VENTURES, L.L.C.
ARCHITECTS/PLANNERS
P.O. BOX 292, GRAFTON, WI. 53024
http://www.nhv-arch.com/
262-377-4730 or 262-375-2397

JOB NUMBER: SCH-3381-625
DATE: 2/19/2026
REVISIONS: 3/18/2026
SHEET: 10 OF 11
CHECKED BY: DJS
DRAWN BY: DJS

NOTE:
PROVIDE AND INSTALL RAFTER CLIPS AT ALL RAFTER AND TRUSS ENDS.

NOTE:
CARPENTER CONTRACTOR TO FOLLOW MANUFACTURERS INSTALLATION DETAILS FOR MANUFACTURED JOISTS

NOTE:
FINAL TRUSS LAYOUT BY TRUSS MFR. VERIFY ALL BEARING POINTS. TRUSS MFR. TO DESIGN AND PROVIDE ALL TRUSS HANGERS

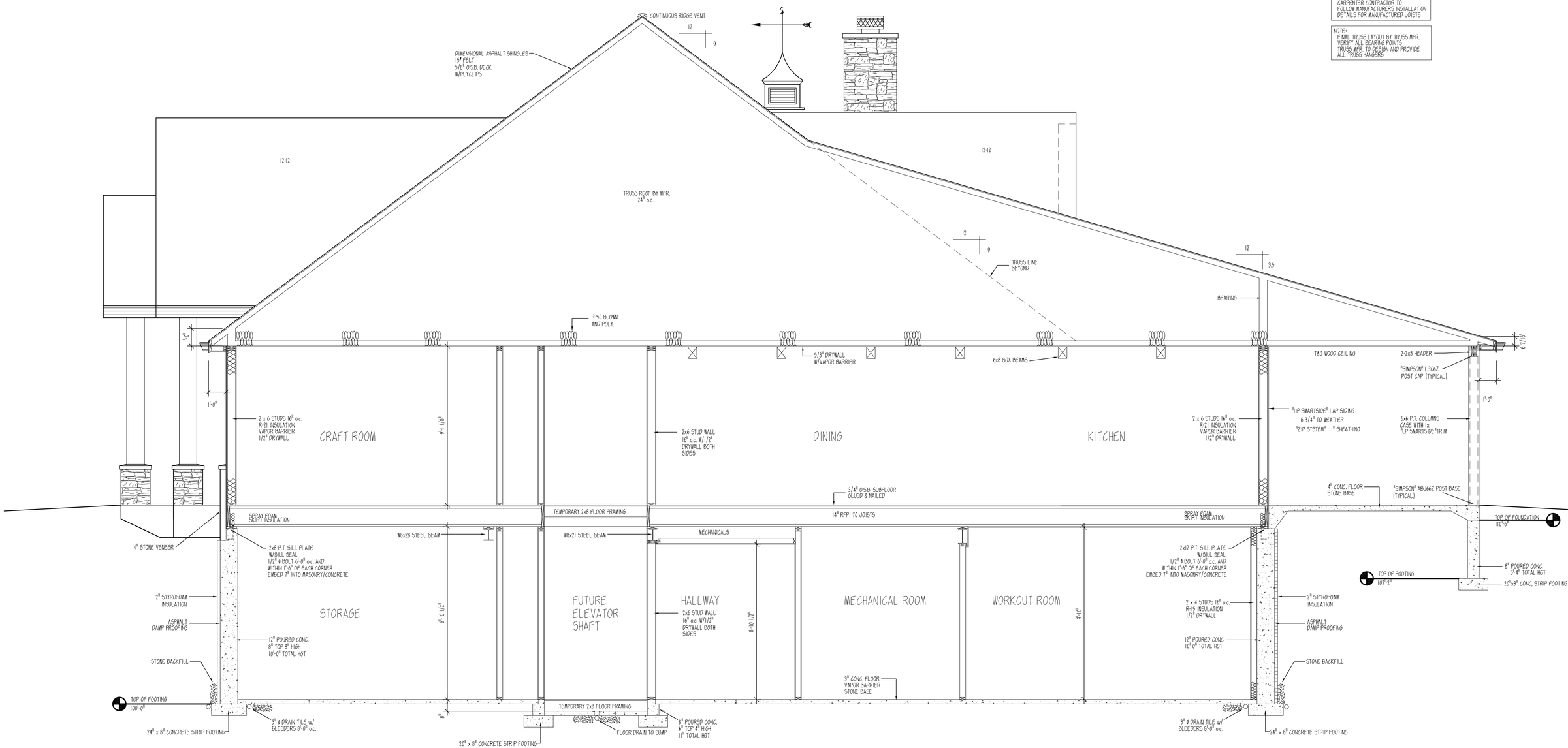

SECTION 1

SCALE: 3/8" = 1'-0"

PROJECT
NEW RESIDENCE FOR:
DON & JOAN SCHMER

NEW HORIZON VENTURES, L.L.C.
ARCHITECTS/PLANNERS
P.O. BOX 292, GRAFTON, WI. 53024
http://www.nhv-arch.com/
262-377-4780 or 263-375-2397

JOB NUMBER: SCH-356-1625
DATE: 2/19/2026
REVISIONS: 3/18/2026
SHEET: 10 OF
CHECKED BY: DJS
DRAWN BY: DJS

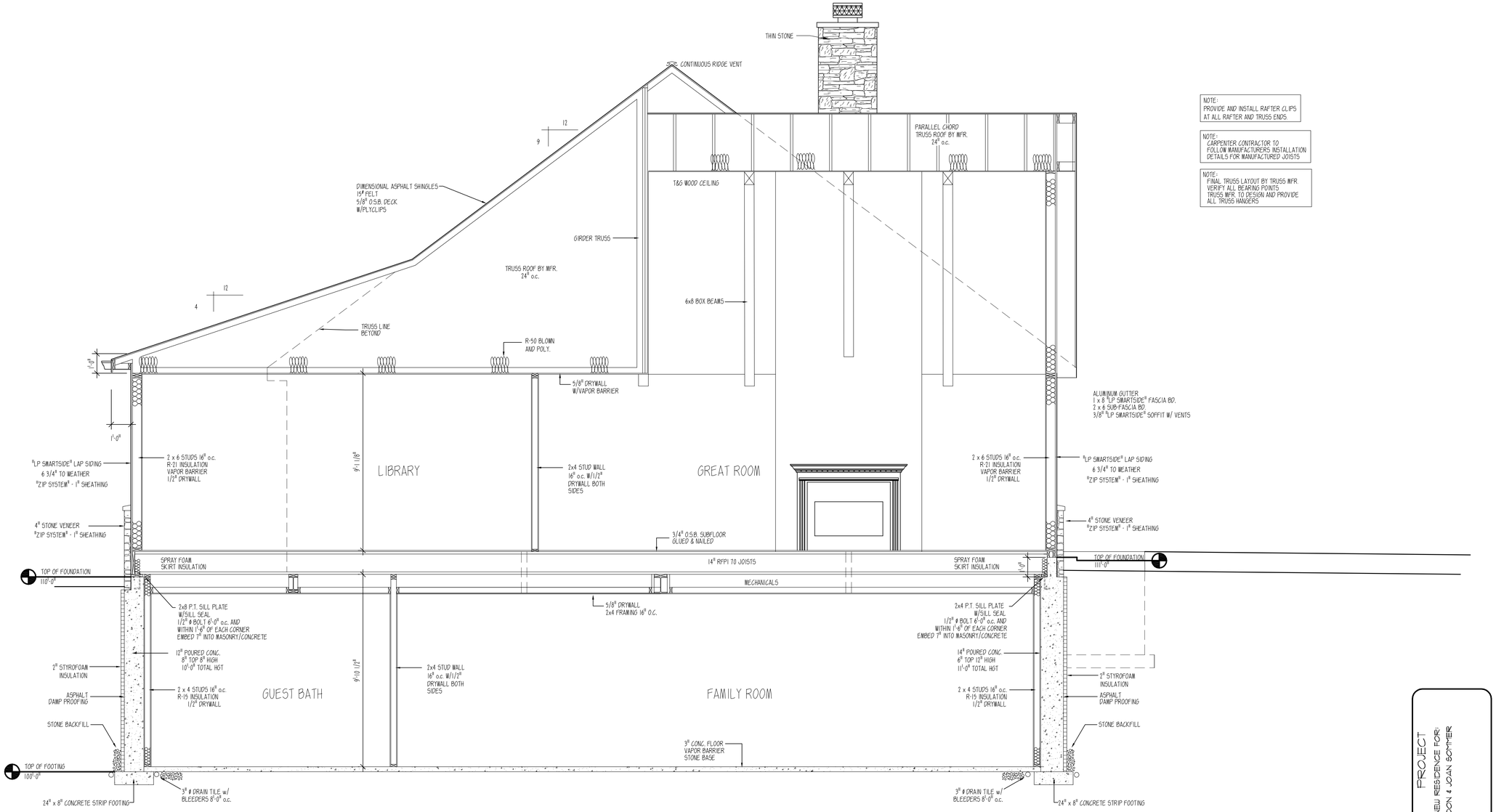

NOTE:
PROVIDE AND INSTALL RAFTER CLIPS AT ALL RAFTER AND TRUSS ENDS.

NOTE:
CARPENTER CONTRACTOR TO FOLLOW MANUFACTURERS INSTALLATION DETAILS FOR MANUFACTURED JOISTS

NOTE:
FINAL TRUSS LAYOUT BY TRUSS MFR. VERIFY ALL BEARING POINTS TRUSS MFR. TO DESIGN AND PROVIDE ALL TRUSS HANGERS

SECTION 2

SCALE: 3/8" = 1'-0"

PROJECT
NEW RESIDENCE FOR:
DON & JOAN SOMMER

NEW HORIZON VENTURES, L.L.C.
ARCHITECTS/PLANNERS
P.O. BOX 292, GRAFTON, WI. 53024
http://www.nhorizon.com
262-377-4700 or 262-375-5397

JOB NUMBER: SOM-356-1625
DATE: 2/9/2026
REVISIONS: 3/18/2026
SHEET: 7 OF 10
CHECKED BY: DJB
DRAWN BY: DJB

NOTE:
PROVIDE AND INSTALL RAFTER CLIPS AT ALL RAFTER AND TRUSS ENDS.

NOTE:
CARPENTER CONTRACTOR TO FOLLOW MANUFACTURERS INSTALLATION DETAILS FOR MANUFACTURED JOISTS

NOTE:
FINAL TRUSS LAYOUT BY TRUSS MFR.
VERIFY ALL BEARING POINTS
TRUSS MFR. TO DESIGN AND PROVIDE ALL TRUSS HANGERS

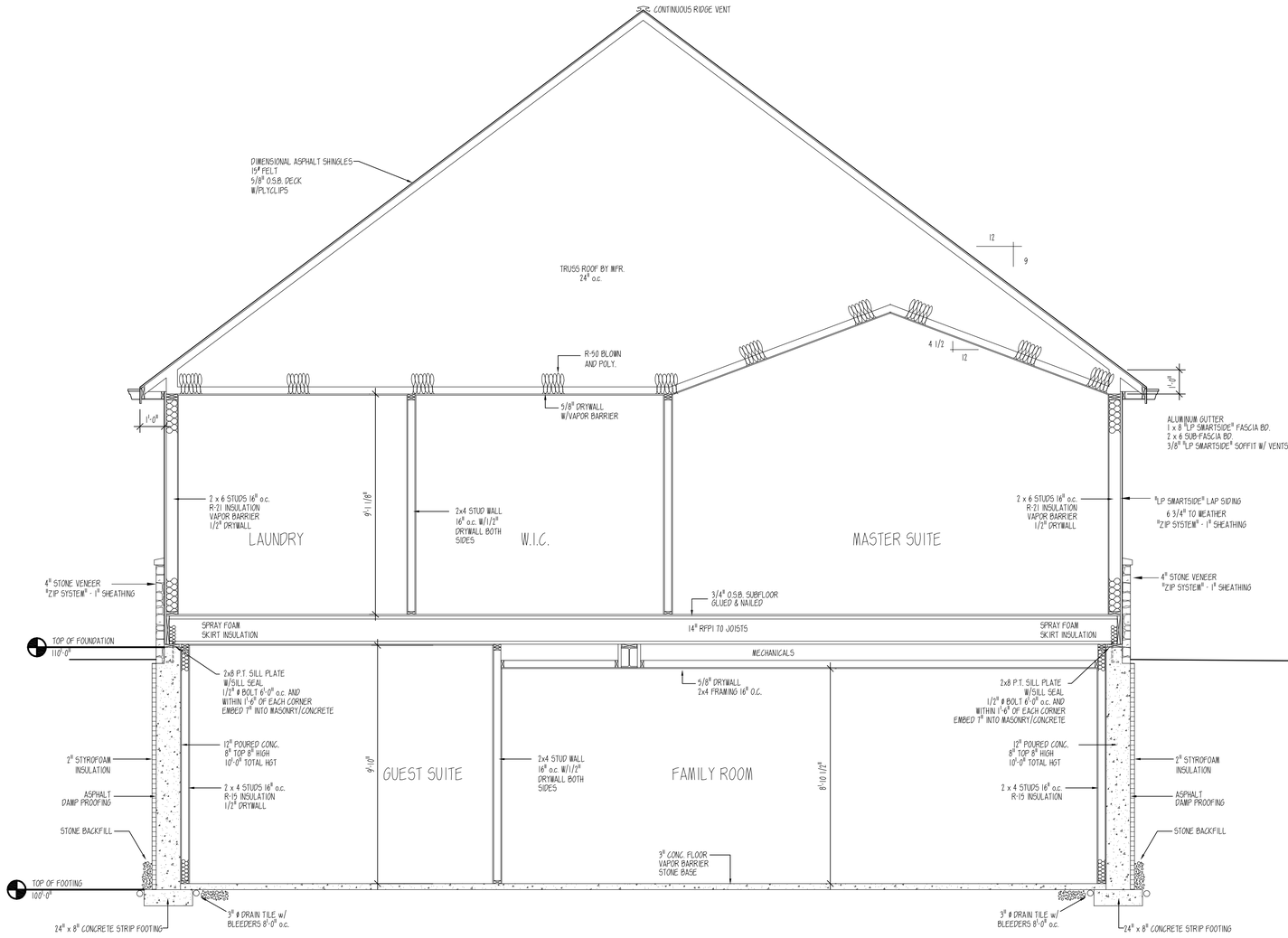

SECTION 3
SCALE: 3/8" = 1'-0"

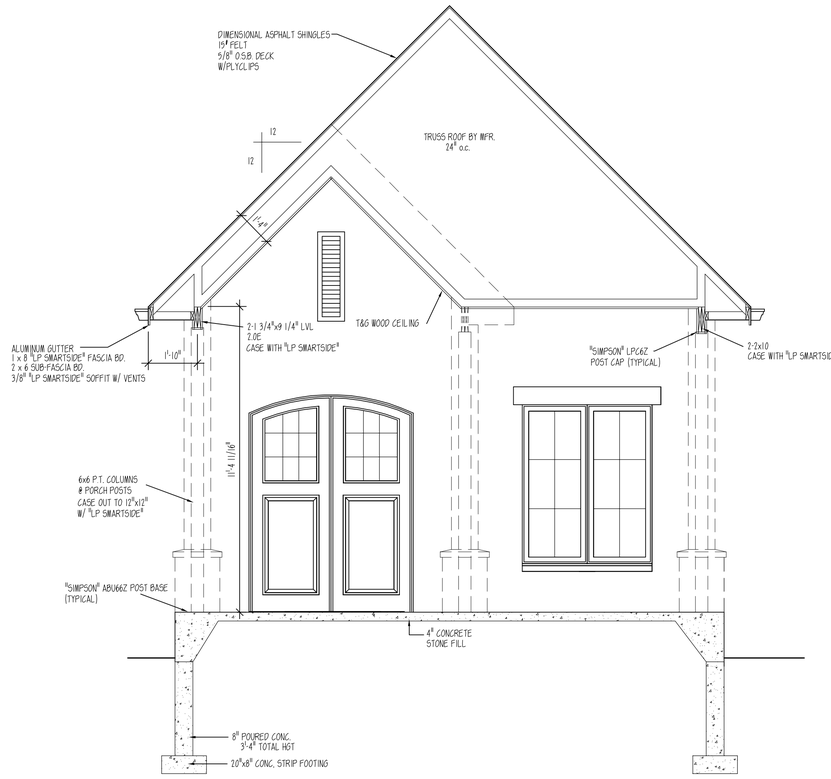

SECTION 4
SCALE: 3/8" = 1'-0"

PROJECT
NEW RESIDENCE FOR:
DON & JOAN SCHMIER

NEW HORIZON VENTURES, L.L.C.
ARCHITECTS/PLANNERS
P.O. BOX 292, GRAFTON, WI. 53024
http://www.nhv-arch.com/
262-377-4700 or 262-375-2397

JOB NUMBER: SCH-3861-625
DATE: 2/19/2016
REVISIONS: 3/18/2016
SHEET: 8 of 8
CHECKED BY: DJB
DRAWN BY: DJB

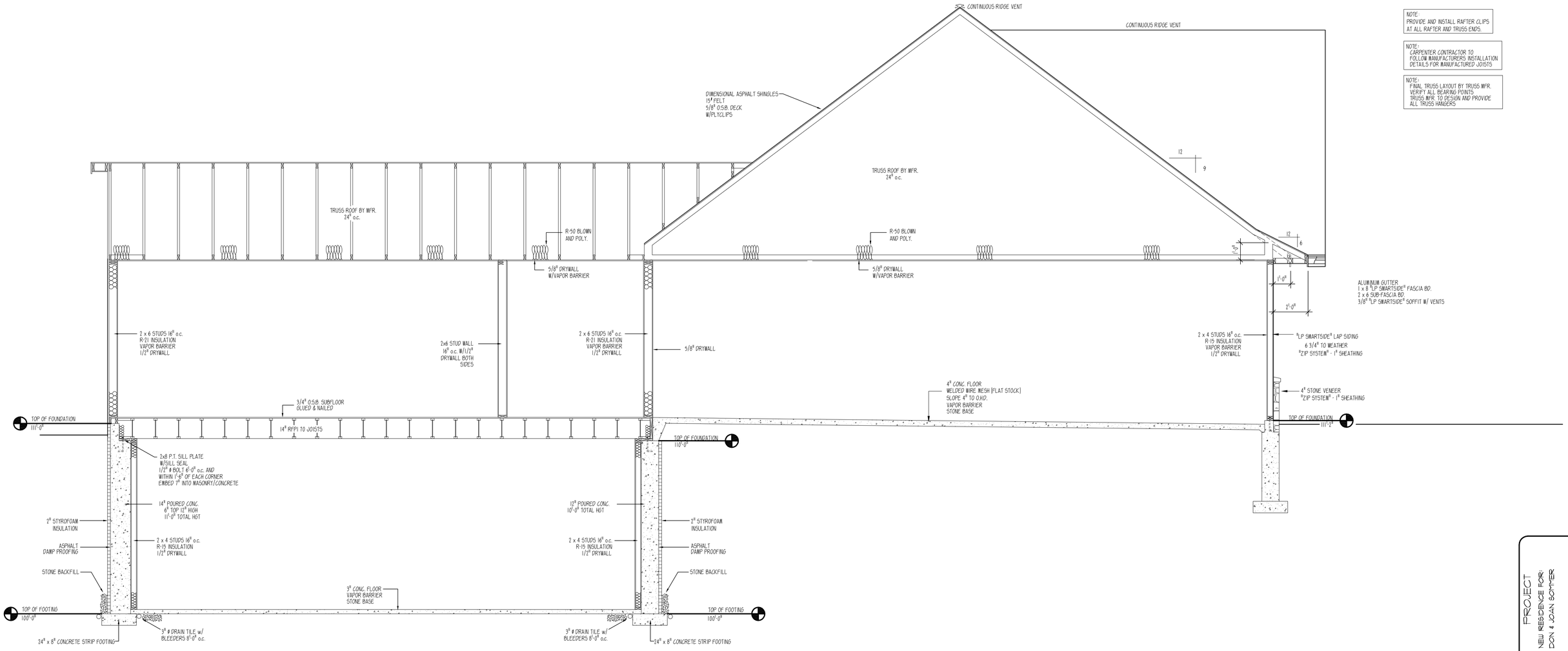

NOTE:
PROVIDE AND INSTALL RAFTER CLIPS
AT ALL RAFTER AND TRUSS ENDS.

NOTE:
CARPENTER CONTRACTOR TO
FOLLOW MANUFACTURERS INSTALLATION
DETAILS FOR MANUFACTURED JOISTS

NOTE:
FINAL TRUSS LAYOUT BY TRUSS MFR.
VERIFY ALL BEARING POINTS
TRUSS MFR. TO DESIGN AND PROVIDE
ALL TRUSS HANGERS

SECTION 5

SCALE: 3/8" = 1'-0"

PROJECT
NEW RESIDENCE FOR:
DON & JOAN SOMMER

NEW HORIZON VENTURES, L.L.C.
ARCHITECTS/PLANNERS
P.O. BOX 292, GRAFTON, WI. 53024
http://www.nhv-arch.com/
262-377-4730 or 262-375-5397

JOB NUMBER: SOM-3581-625
DATE: 2/19/2026
REVISIONS: 3/18/2026
SHEET: 10 OF 10
CHECKED BY: DJB
DRAWN BY: DJB

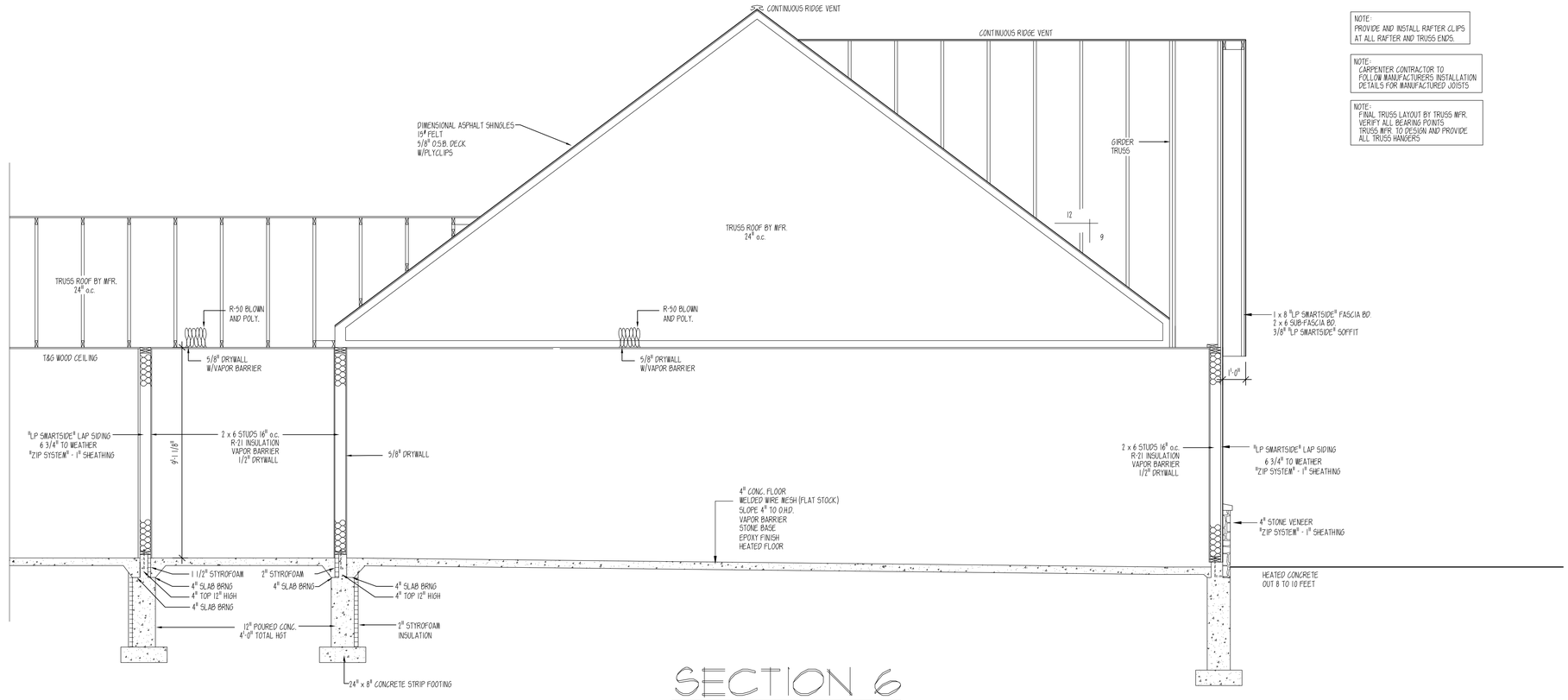

NOTE:
PROVIDE AND INSTALL RAFTER CLIPS AT ALL RAFTER AND TRUSS ENDS.

NOTE:
CARPENTER CONTRACTOR TO FOLLOW MANUFACTURERS INSTALLATION DETAILS FOR MANUFACTURED JOISTS

NOTE:
FINAL TRUSS LAYOUT BY TRUSS MFR. VERIFY ALL BEARING POINTS. TRUSS MFR. TO DESIGN AND PROVIDE ALL TRUSS HANGERS

SECTION 6

SCALE: 3/8" = 1'-0"

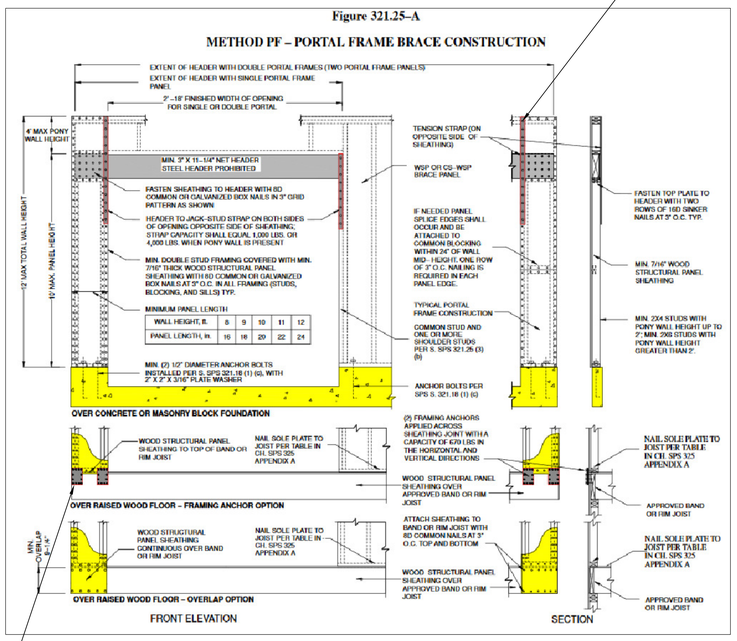

"SIMPSON" LTP4 (2 - AT SHEATHING JOINT BASE - END OF PORTAL FRAME BRACE)

PORTAL FRAME BRACE

WINDOW & DOOR SCHEDULE

WIN. NUM.	UNIT NUM.	ROUGH OPENING	HEADER SIZE	FRAME MATERIAL	WIN. GRIDS	NOTES
1	2-6/5-6 - 2	4'-11 1/2"x5'-6"	2 - 2x8 S.P.F.	ALUMINUM CLAD		TOP OF R.O. 7'-10 7/8"
2	2-6/5-6	2'-5 1/2"x5'-6"	6 x 4 H.F.	ALUMINUM CLAD		TOP OF R.O. 7'-10 7/8"
3	2-6/5-6	2'-5 1/2"x5'-6"	6 x 4 H.F.	ALUMINUM CLAD		TOP OF R.O. 7'-10 7/8"
4	2-0/5-6,4-0/5-6,2-0/5-6	7'-11"x5'-6"	2 - 2x12 S.P.F.	ALUMINUM CLAD		TOP OF R.O. 7'-10 7/8"
5	2-6/6-0 - 2	4'-11 1/2"x6'-0"	2 - 2x10 S.P.F.	ALUMINUM CLAD		TOP OF R.O. 7'-10 7/8"
6	6/0 ENTRY 8'-0" HIGH	VERIFY	2 - 2x10 S.P.F.	ALUMINUM CLAD		TOP OF R.O. VERIFY
7	2-0/5-6,4-0/5-6,2-0/5-6	7'-11"x5'-6"	2 - 2x12 S.P.F.	ALUMINUM CLAD		TOP OF R.O. 7'-10 7/8"
8	2-0/5-6,4-0/5-6,2-0/5-6	7'-11"x5'-6"	2 - 2x8 S.P.F.	ALUMINUM CLAD		TOP OF R.O. 7'-10 7/8"
9	2-0/4-6 - 2	3'-11 1/2"x4'-6"	6 x 4 H.F.	ALUMINUM CLAD		
10	3-0/5-6 - 2	5'-11 1/2"x5'-6"	2 - 2x10 S.P.F.	ALUMINUM CLAD		
11	2-0/4-6	2'-0"x4'-6"	6 x 4 H.F.	ALUMINUM CLAD		
12	2-0/4-6	2'-0"x4'-6"	6 x 4 H.F.	ALUMINUM CLAD		
13	2-0/4-6 - 2	3'-11 1/2"x4'-6"	6 x 4 H.F.	ALUMINUM CLAD		
14	2-0/4-6	2'-0"x4'-6"	6 x 4 H.F.	ALUMINUM CLAD		
15	2-8/4-6 - 2	5'-3 1/2"x4'-6"	3-1 3/4"x9 1/2" LVL	ALUMINUM CLAD		
	ARCHED TRANSOM ABOVE	5'-3 1/2"x1'-7 1/2" MAX HGT		ALUMINUM CLAD		
16	2-8/4-6 - 3	7'-11"x4'-6"	3 - 2x12 S.P.F.	ALUMINUM CLAD		
17	3/0 x 8/0 FULLVIEW DOOR	VERIFY	6 x 4 H.F.	ALUMINUM CLAD		TOP OF R.O. VERIFY
18	2-8/6-0 - 2 OVER 2-8/2-0 - 3 AWNING	7'-11"x7'-11 1/2"	2 - 2x12 S.P.F.	ALUMINUM CLAD		TOP OF R.O. MATCH 17
18A	2-8TRAPEZOID - 3 OVER 2-8/2-0 - 3	7'-11"xVERIFY	2 - 2x8 S.P.F.	ALUMINUM CLAD		
19	3-0/6-0 OVER 3-0/2-0 AWNING	3'-0"x7'-11 1/2"	2 - 2x12 S.P.F.	ALUMINUM CLAD		TOP OF R.O. MATCH 17
20	3-0/5-6 - 3	8'-11"x5'-6"	2 - 2x8 S.P.F.	ALUMINUM CLAD		
21	3/0x6/8 FULL VIEW	3'-2"x6'-10" VERIFY	2 - 2x8 S.P.F.	ALUMINUM CLAD		ALUM SCREEN DOOR
22	2-8/3-6,4-0/3-6,2-8/3-6	7'-5"x3'-6"	2 - 1 3/4x9 1/5 LVL	ALUMINUM CLAD		
22A	3/0 INSULATED	3'-2"x6'-10" VERIFY	6 x 4 H.F.	ALUMINUM CLAD		
23	2-0/4-0	2'-0"x4'-0"	6 x 4 H.F.	ALUMINUM CLAD		
24	3/0 SERVICE	VERIFY	6 x 4 H.F.	ALUMINUM CLAD		
25	2-8/4-6 - 3	7'-11"x4'-6"	2 - 2x8 S.P.F.	ALUMINUM CLAD		
26	3/0 SERVICE	VERIFY	6 x 4 H.F.	ALUMINUM CLAD		
27	2-8/4-6 - 2	5'-3 1/2"x4'-6"	6 x 4 H.F.	ALUMINUM CLAD		
28	2-0/4-6	2'-0"x4'-6"	6 x 4 H.F.	ALUMINUM CLAD		
29	2-0/4-6	2'-0"x4'-6"	6 x 4 H.F.	ALUMINUM CLAD		
30	2-8/5-0 - 2	5'-3 1/2"x5'-0"	6 x 4 H.F.	ALUMINUM CLAD		HEADER HGT RAISED AS NEEDED (VERIFY)
31	3-0/4-0 - 2	5'-11 1/2"x4'-0"	6 x 4 H.F.	ALUMINUM CLAD		
32	3-0/4-0 - 2	5'-11 1/2"x4'-0"	6 x 4 H.F.	ALUMINUM CLAD		
33	3-0/4-0 - 2	5'-11 1/2"x4'-0"	6 x 4 H.F.	ALUMINUM CLAD		

ABOVE ROUGH OPENINGS BASED ON PELLA WINDOWS.
IF OTHER WINDOW BRAND SUBSTITUTED - VERIFY ROUGH OPENINGS.
WINDOW SUPPLIER TO VERIFY ALL ROUGH OPENINGS.

S.P.F. - SPRUCE PINE FIR #2
H.F. - HEM FIR #2
LVL - LAMINATED VENEER LUMBER (2.0E)
R.L. - RIDGIDLAM LVL 1.3E (FLOOR RIM JOIST)

PROJECT
NEW RESIDENCE FOR:
DON & JOAN SCHMER

NEW HORIZON VENTURES, L.L.C.
ARCHITECTS/PLANNERS
P.O. BOX 392, GRAFTON, WI. 53024
http://www.hborch.com
262-377-4700 or 262-375-2397

JOB NUMBER 6011-3561-4635
DATE 2/19/2016
REVISIONS: 3/8/2016
SHEET 10 OF
CHECKED BY: DJS
DRAWN BY: DJS

11333 N. Cedarburg Road
Mequon, WI 53092-1930
Phone: 262/236-2914
Fax: 262/242-9655

www.cityofmequonwi.gov **Inspections**

TO: **Architectural Board**
FROM: **Karen Heil, Administrative Assistant**
DATE: **April 13, 2026**
SUBJECT: **Hawthorne 2000P LLC**
Stable Addition at 10475 W. Hawthorne Road
Subdivision: N/A
Contractor: Kahle Builders LLC / Architect: Kahle Builders LLC
District 1 - 6:05 pm

Attachments:
Statement of Intent, Survey, Pictures, Plans

Kahle Builders, LLC □ W222 S6610 Walter Way, Big Bend, Wisconsin 53103 □ 262-202-8673

KAHLE BUILDERS LLC
K
EST. 2003

STATEMENT OF PROJECT INTENT

03/20/2026

10475 W HAWTHORNE RD

MEQUON, WI 53097

This project consists of additions to the existing accessory building on the SE corner of the property. The building footprint will add 220 square feet of dry storage and add to the existing covered patio. Existing exterior conditions will remain the same with cedar shake roofing and stucco siding with brick base course. Two existing windows will be removed to accommodate the storage addition, along with the addition of a patio door. The previously approved door at the flex room is proposed to be converted to a window. All other exterior conditions to remain the same as the previously approved plan for remodel that is currently underway.

Tony DiPiazza

Tony DiPiazza

Kahle Builders

ALTA / NSPS LAND TITLE SURVEY

OF

ALL OF LOT 4 OF CERTIFIED SURVEY MAP NO. 2940 RECORDED AS DOCUMENT NO. 569544 IN VOLUME 21 PAGES 61-62, AND PART OF THE NORTHWEST QUARTER OF THE SOUTHWEST QUARTER OF SECTION 8, TOWNSHIP 9 NORTH, RANGE 21 EAST, CITY OF MEQUON, OZAUKEE COUNTY, WISCONSIN

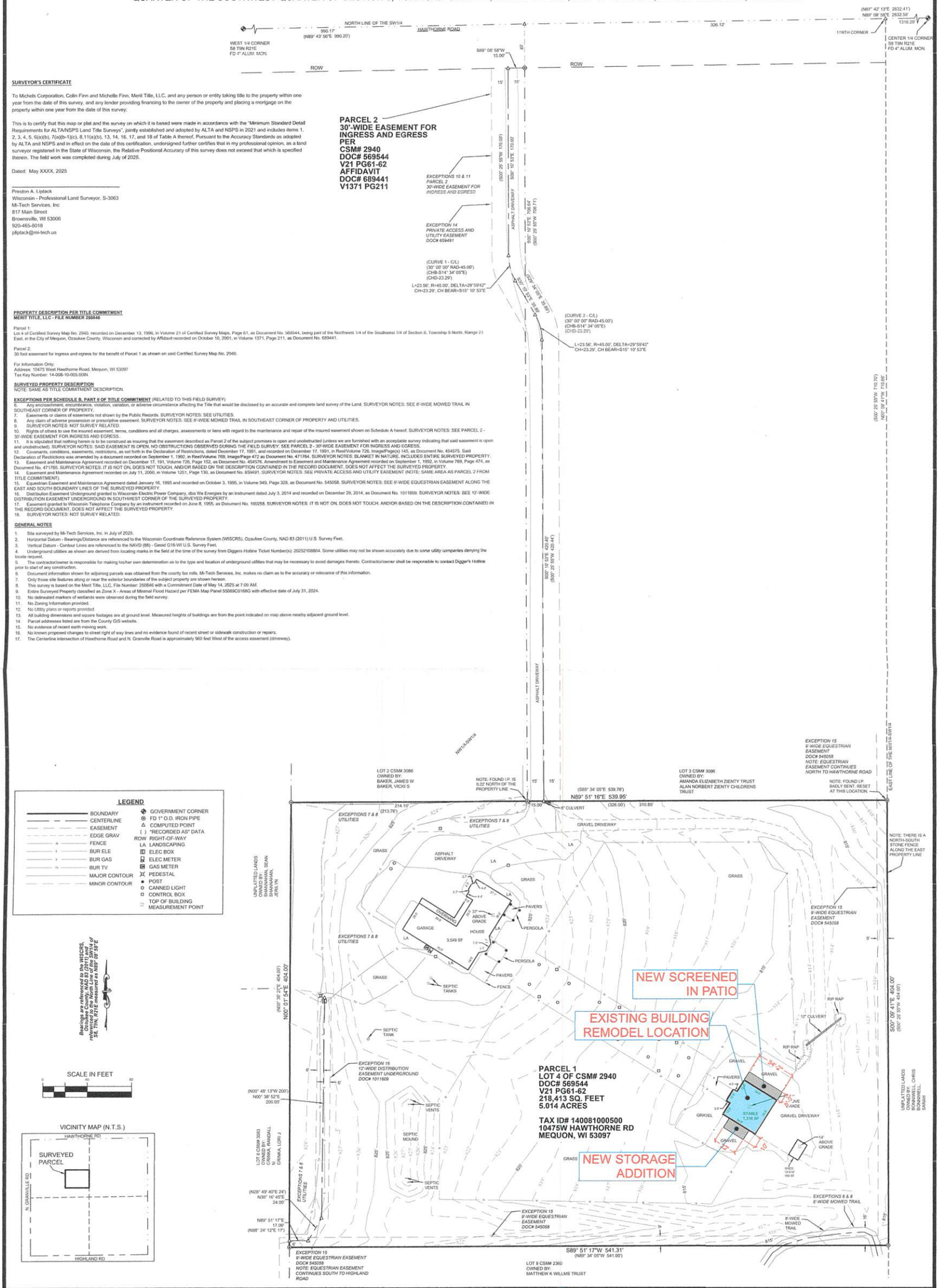

SURVEYOR'S CERTIFICATE

To Michels Corporation, Colin Finn and Michelle Finn, Merit Title, LLC, and any person or entity taking title to the property within one year from the date of this survey, and any lender providing financing to the owner of the property and placing a mortgage on the property within one year from the date of this survey:

This is to certify that this map or plat and the survey on which it is based were made in accordance with the "Minimum Standard Detail Requirements for ALTA/NSPS Land Title Surveys", jointly established and adopted by ALTA and NSPS in 2021 and includes items 1, 2, 3, 4, 5, 6(a)(b), 7(a)(b-1)(c), 8,11(a)(b), 13, 14, 16, 17, and 18 of Table A thereof. Pursuant to the Accuracy Standards as adopted by ALTA and NSPS and in effect on the date of this certification, undersigned further certifies that in my professional opinion, as a land surveyor registered in the State of Wisconsin, the Relative Positional Accuracy of this survey does not exceed that which is specified therein. The field work was completed during July of 2025.

Dated: May XXXX, 2025

Preston A. Liptack
Wisconsin - Professional Land Surveyor, S-3063
Mi-Tech Services, Inc
817 Main Street
Brownsville, WI 53006
920-465-8018
pliptack@mi-tech.us

PROPERTY DESCRIPTION PER TITLE COMMITMENT

MERIT TITLE, LLC - FILE NUMBER 250040

Parcel 1:
Lot 4 of Certified Survey Map No. 2940, recorded on December 13, 1996, in Volume 21 of Certified Survey Maps, Page 61, as Document No. 569544, being part of the Northwest 1/4 of the Southwest 1/4 of Section 8, Township 9 North, Range 21 East, in the City of Mequon, Ozaukee County, Wisconsin and corrected by Affidavit recorded on October 10, 2001, in Volume 1371, Page 211, as Document No. 689441.

Parcel 2:
30 foot easement for ingress and egress for the benefit of Parcel 1 as shown on said Certified Survey Map No. 2940.

For Information Only:
Address: 10475 West Hawthorne Road, Mequon, WI 53097
Tax Key Number: 14-008-10-005.00N

SURVEYED PROPERTY DESCRIPTION

NOTE: SAME AS TITLE COMMITMENT DESCRIPTION.

EXCEPTIONS PER SCHEDULE B, PART II OF TITLE COMMITMENT (RELEATED TO THIS FIELD SURVEY)

6. Any encroachment, encumbrance, violation, variation, or adverse circumstance affecting the Title that would be disclosed by an accurate and complete land survey of the Land. SURVEYOR NOTES: SEE 6'-WIDE MOWED TRAIL IN SOUTHEAST CORNER OF PROPERTY.
7. Easements or claims of easements not shown by the Public Records. SURVEYOR NOTES: SEE UTILITIES.
8. Any claim of adverse possession or prescriptive easement. SURVEYOR NOTES: SEE 6'-WIDE MOWED TRAIL IN SOUTHEAST CORNER OF PROPERTY AND UTILITIES.
9. SURVEYOR NOTES: NOT SURVEY RELATED.
10. Rights of others to use the insured easement, terms, conditions and all charges, assessments or liens with regard to the maintenance and repair of the insured easement shown on Schedule A hereof. SURVEYOR NOTES: SEE PARCEL 2 - 30'-WIDE EASEMENT FOR INGRESS AND EGRESS.
11. It is stipulated that nothing herein is to be construed as insuring that the easement described as Parcel 2 of the subject premises is open and unobstructed (unless we are furnished with an acceptable survey indicating that said easement is open and unobstructed). SURVEYOR NOTES: SAID EASEMENT IS OPEN. NO OBSTRUCTIONS OBSERVED DURING THE FIELD SURVEY. SEE PARCEL 2 - 30'-WIDE EASEMENT FOR INGRESS AND EGRESS.
12. Covenants, conditions, easements, restrictions, as set forth in the Declaration of Restrictions, dated December 17, 1991, and recorded on December 17, 1991, in Reel/Volume 726, Image/Page(s) 145, as Document No. 454575. Said Declaration of Restrictions was amended by a document recorded on September 1, 1992, in Reel/Volume 785, Image/Page 472 as Document No. 471764. SURVEYOR NOTES: BLANKET IN NATURE, INCLUDES ENTIRE SURVEYED PROPERTY.
13. Easement and Maintenance Agreement recorded on December 17, 191, Volume 726, Page 152, as Document No. 454576. Amendment to Easement and Maintenance Agreement recorded on September 1, 1992, in Volume 789, Page 474, as Document No. 471765. SURVEYOR NOTES: IT IS NOT ON, DOES NOT TOUCH, AND/OR BASED ON THE DESCRIPTION CONTAINED IN THE RECORD DOCUMENT. DOES NOT AFFECT THE SURVEYED PROPERTY.
14. Easement and Maintenance Agreement recorded on July 11, 2000, in Volume 1251, Page 130, as Document No. 659491. SURVEYOR NOTES: SEE PRIVATE ACCESS AND UTILITY EASEMENT (NOTE: SAME AREA AS PARCEL 2 FROM TITLE COMMITMENT).
15. Equestrian Easement and Maintenance Agreement dated January 16, 1995 and recorded on October 3, 1995, in Volume 949, Page 328, as Document No. 545058. SURVEYOR NOTES: SEE 9'-WIDE EQUESTRIAN EASEMENT ALONG THE EAST AND SOUTH BOUNDARY LINES OF THE SURVEYED PROPERTY.
16. Distribution Easement Underground granted to Wisconsin Electric Power Company, dba We Energies by an Instrument dated July 3, 2014 and recorded on December 29, 2014, as Document No. 1011609. SURVEYOR NOTES: SEE 12'-WIDE DISTRIBUTION EASEMENT UNDERGROUND IN SOUTHWEST CORNER OF THE SURVEYED PROPERTY.
17. Easement granted to Wisconsin Telephone Company by an instrument recorded on June 8, 1955, as Document No. 160258. SURVEYOR NOTES: IT IS NOT ON, DOES NOT TOUCH, AND/OR BASED ON THE DESCRIPTION CONTAINED IN THE RECORD DOCUMENT. DOES NOT AFFECT THE SURVEYED PROPERTY.
18. SURVEYOR NOTES: NOT SURVEY RELATED.

GENERAL NOTES

1. Site surveyed by Mi-Tech Services, Inc. in July of 2025.
2. Horizontal Datum - Bearings/Distance are referenced to the Wisconsin Coordinate Reference System (WISCRS), Ozaukee County, NAD 83 (2011) U.S. Survey Feet.
3. Vertical Datum - Contour Lines are referenced to the NAVD (88) - Geoid GY6-WI U.S. Survey Feet.
4. Underground utilities as shown are derived from locating marks in the field at the time of the survey from Diggers Hotline Ticket Number(s): 20252108804. Some utilities may not be shown accurately due to some utility companies denying the locate request.
5. The contractor/owner is responsible for making his/her own determination as to the type and location of underground utilities that may be necessary to avoid damages thereto. Contractor/owner shall be responsible to contact Digger's Hotline prior to start of any construction.
6. Document information shown for adjoining parcels was obtained from the county tax rolls. Mi-Tech Services, Inc. makes no claim as to the accuracy or relevance of this information.
7. Only those site features along or near the exterior boundaries of the subject property are shown hereon.
8. This survey is based on the Merit Title, LLC, File Number: 250040 with a Commitment Date of May 14, 2025 at 7:00 AM.
9. Entire Surveyed Property classified as Zone X - Areas of Minimal Flood Hazard per FEMA Map Panel 55089C0166G with effective date of July 31, 2024.
10. No delineated markers of wetlands were observed during the field survey.
11. No Zoning Information provided.
12. No Utility plans or reports provided.
13. All building dimensions and square footages are at ground level. Measured heights of buildings are from the point indicated on map above nearby adjacent ground level.
14. Parcel addresses listed are from the County GIS website.
15. No evidence of recent earth moving work.
16. No known proposed changes to street right of way lines and no evidence found of recent street or sidewalk construction or repairs.
17. The Centerline intersection of Hawthorne Road and N. Granville Road is approximately 960 feet West of the access easement (driveway).

ALTA/NSPS LAND TITLE SURVEY

PROPERTY OF JANICE PENNINGTON 2014 REVOCABLE TRUST
LOCATED IN THE NORTHWEST QUARTER OF THE SOUTHWEST QUARTER OF SECTION 8,
TOWNSHIP 9 NORTH, RANGE 21 EAST, CITY OF MEQUON, OZAUKEE COUNTY, WISCONSIN

Sheet Reference Number: 1 of 1

Project Number: 110472

Designed: PJL
Drawn: PJL
Approved: PJL

Project Number

Revision Description	Date
Revision Description	Date
Revision Description	Date
Revision Description	Date

mi-TECH
Brownsville, WI 53006
920-465-8018
www.mi-tech.us

HARVEST

FINN REMODEL

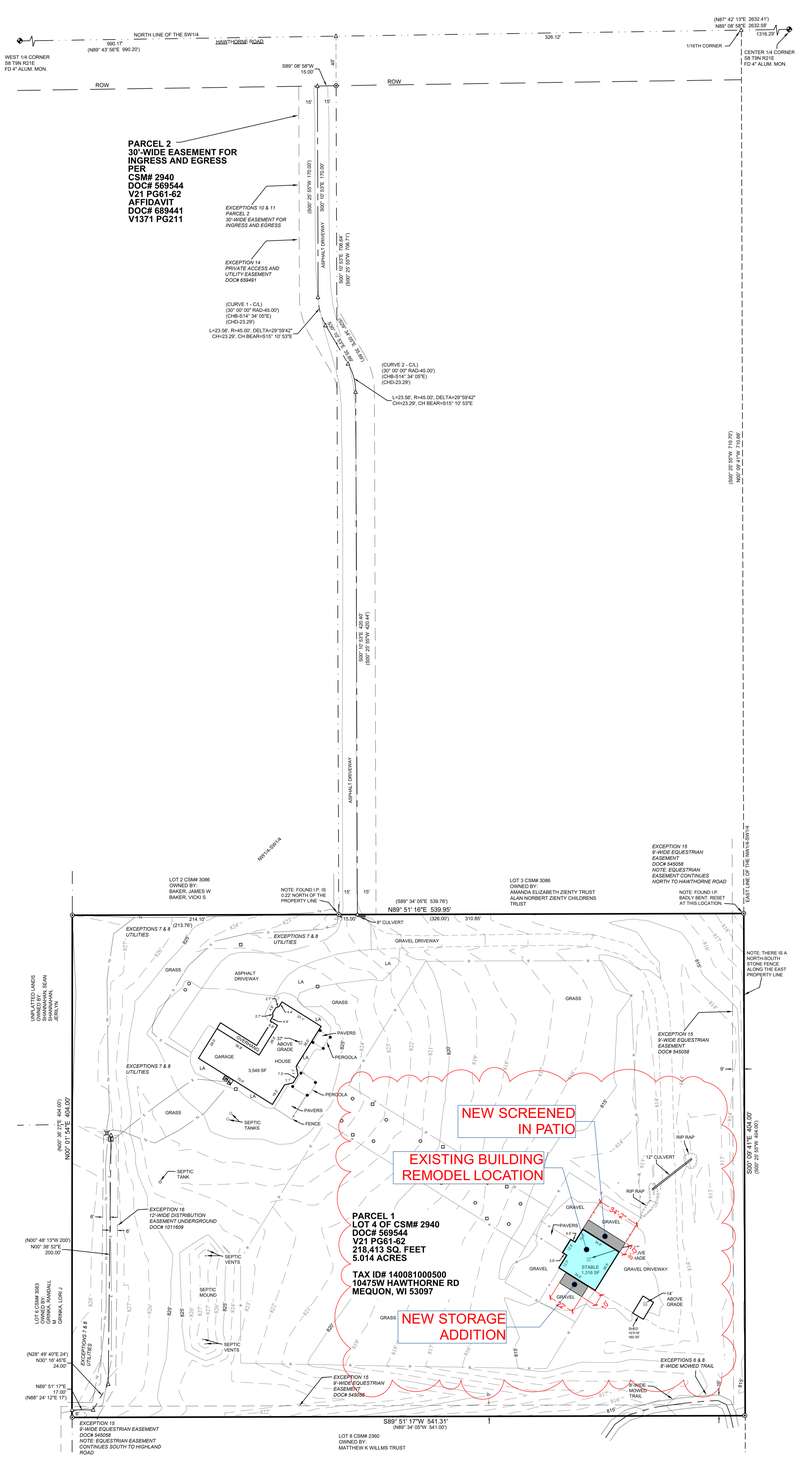

A A1 EXISTING SITE PLAN

SCALE: 1/4" = 15'-0"

GENERAL NOTES SCHEDULE	
1	DEMO STABLE/S
2	DEMO DOOR/S
3	DEMO WALL/S
4	DEMO WINDOW/S

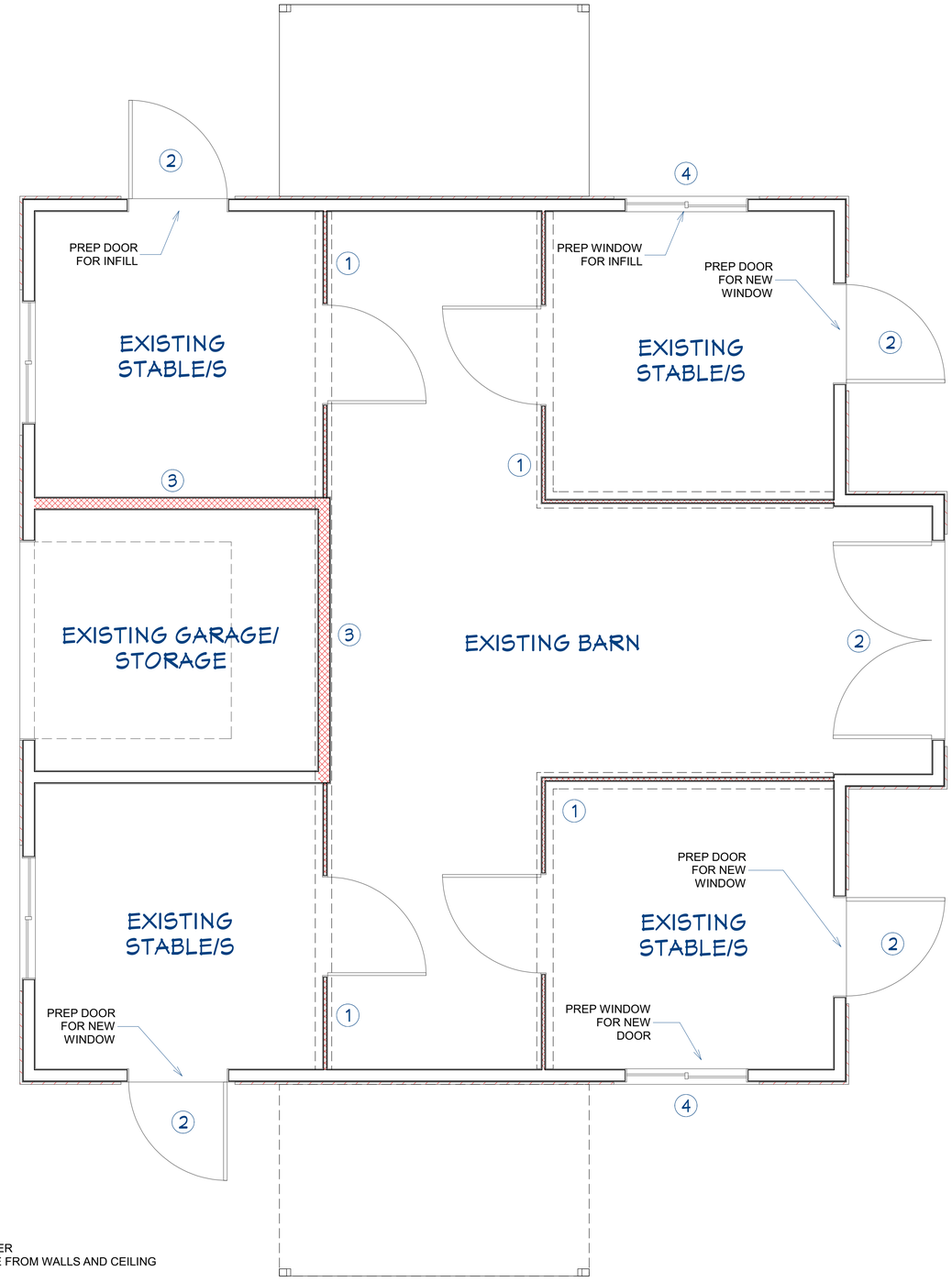

B A1 DEMO FLOOR PLAN

SCALE: 3/8" = 1'-0"

GENERAL NOTES:

- KEEP/SAVE ALL STABLES FOR OWNER
- REMOVE ALL TONGUE AND GROOVE FROM WALLS AND CEILING

TO BE DEMOLISHED

KAHLE BUILDERS LLC
DESIGN - BUILD
EST. 2003

DRAWINGS PROVIDED BY:

KAHLE BUILDERS, LLC.
W222 S6610 WALTER WAY
WAUKESHA, WI 53189

REVISION TABLE

NO	DATE	REV. BY	DESCRIPTION
001	10/3/25	DMM	ELEVATIONS REV.
002	2/16/26	DMM	PLAN REV.
003	2/20/26	DMM	PLAN REV.
004	3/4/26	DMM	PLAN REV.
005	3/20/26	DMM	PLAN REV.

NOTES:

THESE DRAWINGS ARE THE PROPRIETARY WORK PRODUCT AND PROPERTY OF KAHLE BUILDERS, DEVELOPED FOR THE EXCLUSIVE USE OF KAHLE BUILDERS. USE OF THESE DRAWINGS AND CONCEPTS CONTAINED THEREIN WITHOUT THE WRITTEN PERMISSION OF KAHLE BUILDERS IS PROHIBITED AND MAY SUBJECT YOU TO A CLAIM FOR DAMAGES.

STAGE: CD

PROJECT:
FINN RESIDENCE
10475 HAWTHORNE RD
MEQUON, WI 53097

SHEET TITLE:
EXISTING SITE PLAN & DEMO FLOOR PLAN

DATE: 9.17.25

SHEET: A1

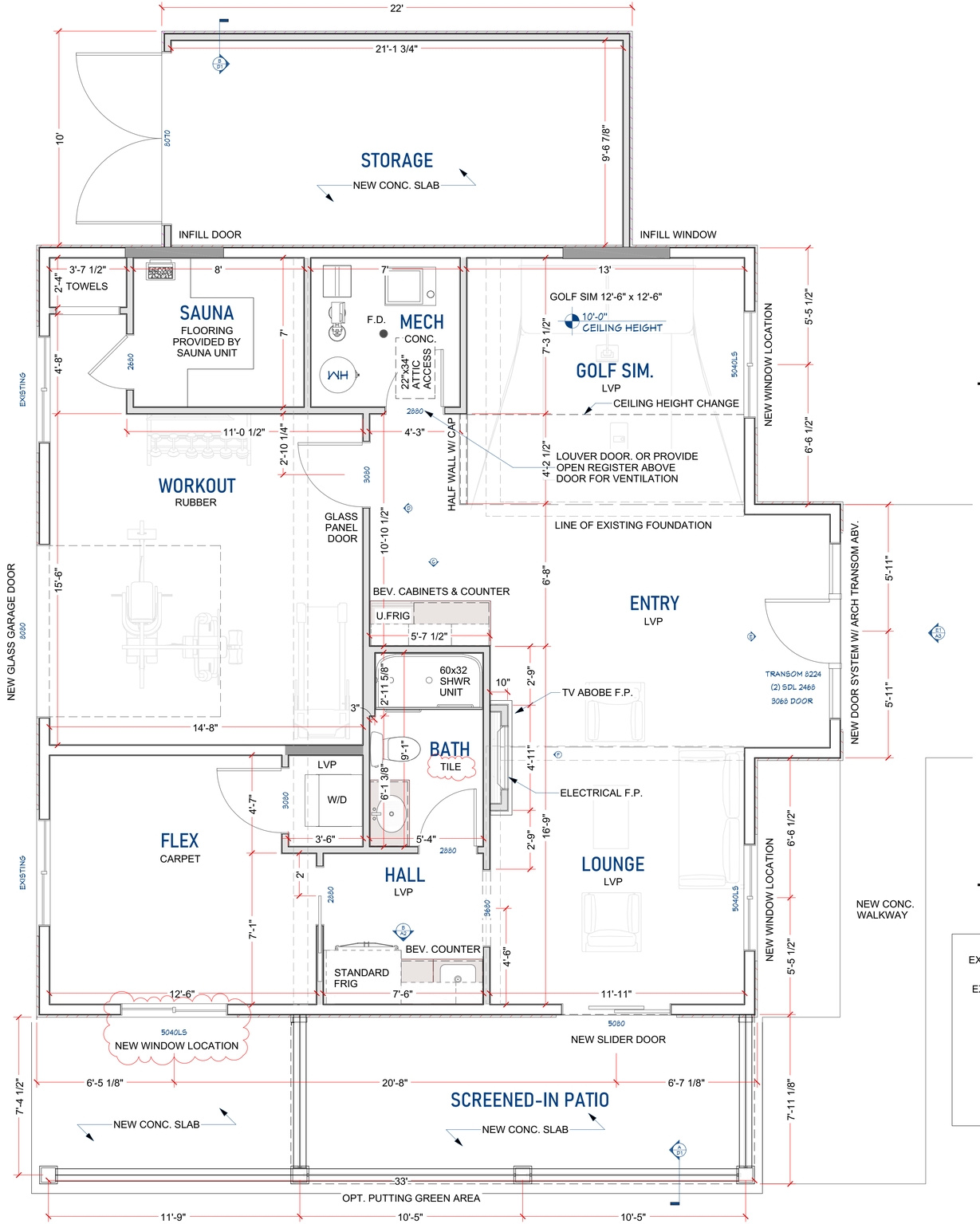

A A2 **PROPOSED FLOOR PLAN**
SCALE: 3/8" = 1'-0"

GENERAL NOTES:

- NEW INSULATION WITHIN WALLS AND CEILING PER CODE
- NEW DRYWALL ON ALL WALLS AND CEILING PER CODE

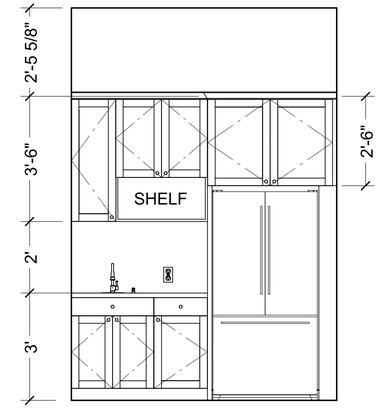

B A2 **INTERIOR ELEVATION - HALL**
SCALE: 1/2" = 1'-0"

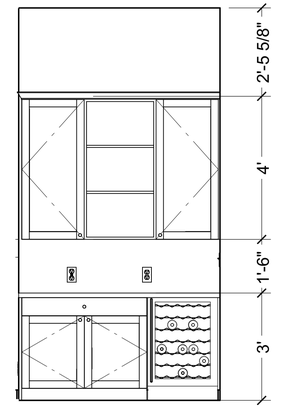

C A2 **INTERIOR ELEVATION - ENTRY**
SCALE: 1/2" = 1'-0"

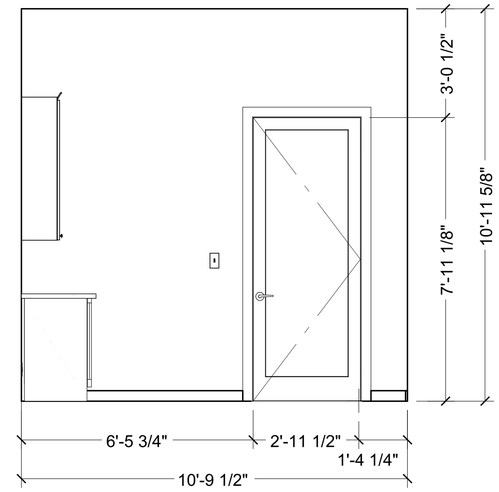

D A2 **INTERIOR ELEVATION - GLASS PANEL DOOR**
SCALE: 1/2" = 1'-0"

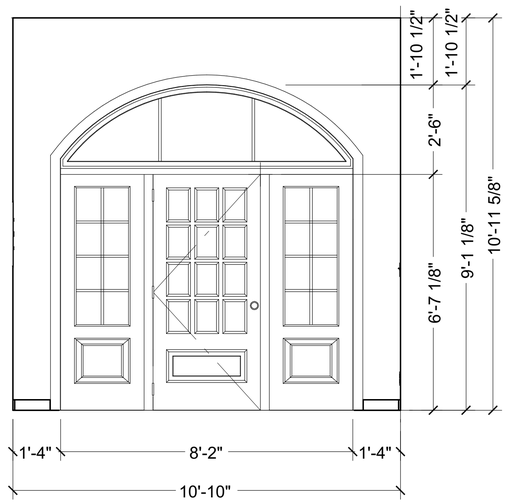

E A2 **INTERIOR ELEVATION - DOOR ENTRANCE**
SCALE: 1/2" = 1'-0"

EXISTING EXTERIOR 2X6	
EXISTING INTERIOR 2X4	
NEW EXTERIOR 2X6	
NEW INTERIOR 2X6	
NEW EXTERIOR 2X4	
NEW INTERIOR 2X4	

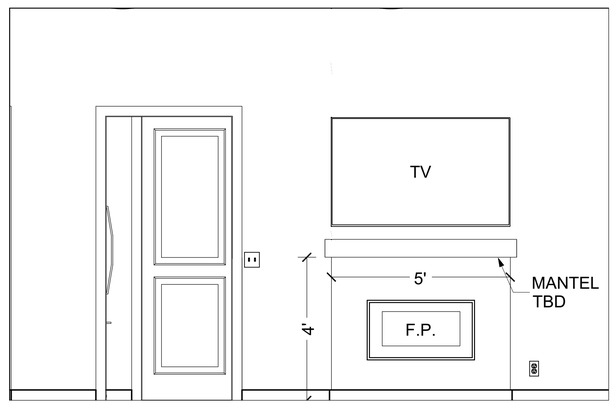

F A2 **INTERIOR ELEVATION - DOOR ENTRANCE**
SCALE: 1/2" = 1'-0"

KAHLE BUILDERS LLC
DESIGN - BUILD
EST. 2003

DRAWINGS PROVIDED BY:

KAHLE BUILDERS, LLC.
W222 S6610 WALTER WAY
WAUKESHA, WI 53189

REVISION TABLE

NO	DATE	REV. BY	DESCRIPTION
001	10/3/25	DMM	ELEVATIONS REV.
002	2/16/26	DMM	PLAN REV.
003	2/20/26	DMM	PLAN REV.
004	3/4/26	DMM	PLAN REV.
005	3/20/26	DMM	PLAN REV.

NOTES:

THESE DRAWINGS ARE THE PROPRIETARY WORK PRODUCT AND PROPERTY OF KAHLE BUILDERS, DEVELOPED FOR THE EXCLUSIVE USE OF KAHLE BUILDERS. USE OF THESE DRAWINGS AND CONCEPTS CONTAINED THEREIN WITHOUT THE WRITTEN PERMISSION OF KAHLE BUILDERS IS PROHIBITED AND MAY SUBJECT YOU TO A CLAIM FOR DAMAGES.

STAGE: CD

PROJECT:
FINN RESIDENCE
10475 HAWTHORNE RD
MEQUON, WI 53097

SHEET TITLE:
PROPOSED DRAWINGS

DATE: 9.17.25

SHEET:
A2

EXISTING

A
A3

PROPOSED FRONT ELEVATION

SCALE: 1/4" = 1'-0"

EXISTING

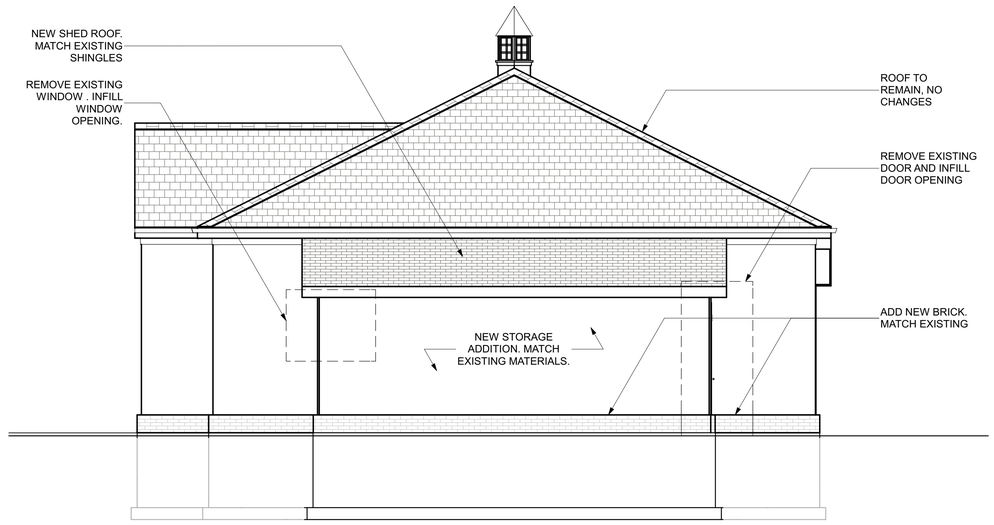

A
A3

PROPOSED RIGHT ELEVETION

SCALE: 1/4" = 1'-0"

KAHLE BUILDERS LLC

DESIGN - BUILD

EST. 2003

DRAWINGS PROVIDED BY:

KAHLE BUILDERS, LLC.
W222 S6610 WALTER WAY
WAUKESHA, WI 53189

REVISION TABLE

NO	DATE	REV. BY	DESCRIPTION
001	10/3/25	DMM	ELEVATIONS REV.
002	2/16/26	DMM	PLAN REV.
003	2/20/26	DMM	PLAN REV.
004	3/4/26	DMM	PLAN REV.
005	3/20/26	DMM	PLAN REV.

NOTES:

THESE DRAWINGS ARE THE PROPRIETARY WORK PRODUCT AND PROPERTY OF KAHLE BUILDERS, DEVELOPED FOR THE EXCLUSIVE USE OF KAHLE BUILDERS. USE OF THESE DRAWINGS AND CONCEPTS CONTAINED THEREIN WITHOUT THE WRITTEN PERMISSION OF KAHLE BUILDERS IS PROHIBITED AND MAY SUBJECT YOU TO A CLAIM FOR DAMAGES.

STAGE: CD

PROJECT:

FINN RESIDENCE
10475 HAWTHORNE RD
MEQUON, WI 53097

SHEET TITLE:

PROPOSED ELEVATIONS

DATE: 9.17.25

SHEET:

A3

EXISTING

EXISTING

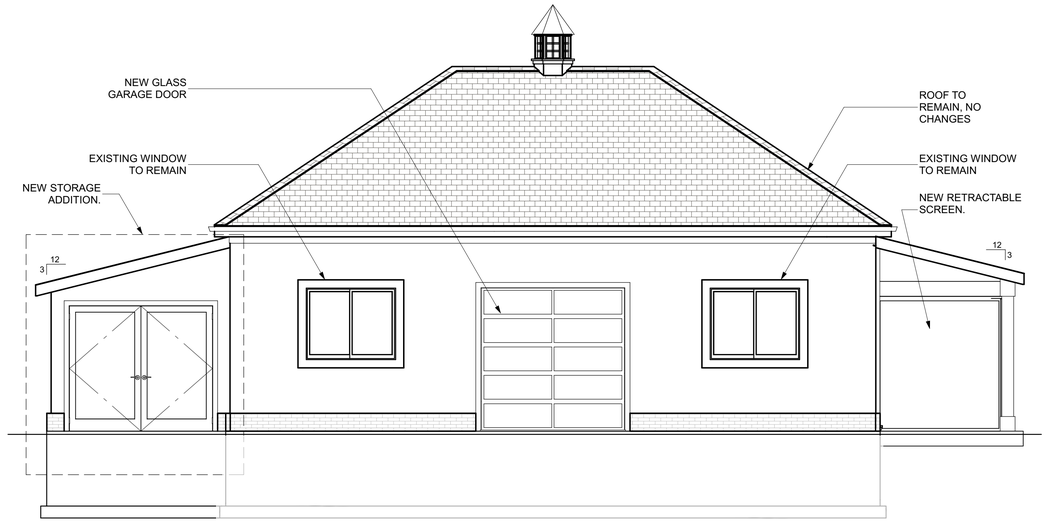

A
A4 **PROPOSED REAR ELEVATION**

SCALE: 1/4" = 1'-0"

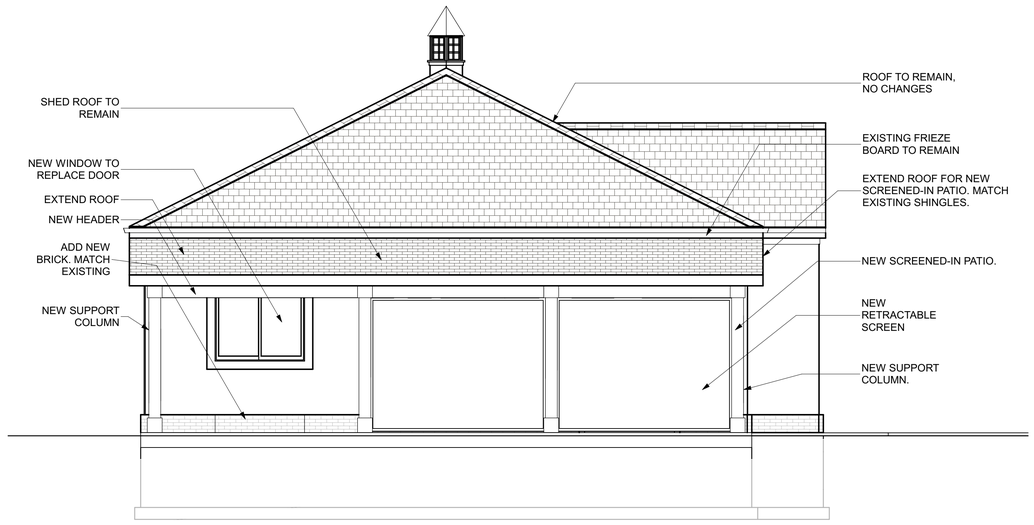

A
A4 **PROPOSED LEFT ELEVATION**

SCALE: 1/4" = 1'-0"

KAHLE BUILDERS LLC

DESIGN - BUILD

EST. 2003

DRAWINGS PROVIDED BY:

KAHLE BUILDERS, LLC.

W222 S6610 WALTER WAY

WAUKESHA, WI 53189

REVISION TABLE

NO	DATE	REV. BY	DESCRIPTION
001	10/3/25	DMM	ELEVATIONS REV.
002	2/16/26	DMM	PLAN REV.
003	2/20/26	DMM	PLAN REV.
004	3/4/26	DMM	PLAN REV.
005	3/20/26	DMM	PLAN REV.

NOTES:

THESE DRAWINGS ARE THE PROPRIETARY WORK PRODUCT AND PROPERTY OF KAHLE BUILDERS, DEVELOPED FOR THE EXCLUSIVE USE OF KAHLE BUILDERS. USE OF THESE DRAWINGS AND CONCEPTS CONTAINED THEREIN WITHOUT THE WRITTEN PERMISSION OF KAHLE BUILDERS IS PROHIBITED AND MAY SUBJECT YOU TO A CLAIM FOR DAMAGES.

STAGE: CD

PROJECT:

FINN RESIDENCE

10475 HAWTHORNE RD

MEQUON, WI 53097

SHEET TITLE:

PROPOSED ELEVATIONS

DATE: 9.17.25

SHEET:

A4

A
E1 **PROPOSED ELECTRICAL LAYOUT PLAN**

SCALE: 3/8" = 1'-0"

Electrical Plan View

ELECTRICAL SCHEDULE	
2D SYMBOL	DESCRIPTION
	FLUSH MOUNTED
	BRYANT SCONCE 2
	DUPLEX
	ELECTRICAL PANEL - RECESSED
	EXHAUST FAN + LIGHT
$_4$	FOUR WAY
GFCI	GFCI
R	RECESSED DOWN LIGHT 6
R	REFRIGERATOR RECEPTACLE
SA	SAUNA HARDWIRED
$	SINGLE POLE
TV	TELEVISION JACK
$_3$	THREE WAY
CO/SD	CO/SMOKE DETECTOR
SD	SMOKE DETECTOR 1
	CEILING FAN (LIGHTS)
WP	DUPLEX WEATHERPROOF
	STILETTO SCONCE
	SHOP LIGHT (LONG) [96 1/4W]
WP	DUPLEX WEATHERPROOF RECEPTACLE

KAHLE BUILDERS LLC

DESIGN - BUILD

EST. 2003

DRAWINGS PROVIDED BY:

KAHLE BUILDERS, LLC.
W222 S6610 WALTER WAY
WAUKESHA, WI 53189

REVISION TABLE

NO	DATE	REV. BY	DESCRIPTION
001	10/3/25	DMM	ELEVATIONS REV.
002	2/16/26	DMM	PLAN REV.
003	2/20/26	DMM	PLAN REV.
004	3/4/26	DMM	PLAN REV.
005	3/20/26	DMM	PLAN REV.

NOTES:

THESE DRAWINGS ARE THE PROPRIETARY WORK PRODUCT AND PROPERTY OF KAHLE BUILDERS, DEVELOPED FOR THE EXCLUSIVE USE OF KAHLE BUILDERS. USE OF THESE DRAWINGS AND CONCEPTS CONTAINED THEREIN WITHOUT THE WRITTEN PERMISSION OF KAHLE BUILDERS IS PROHIBITED AND MAY SUBJECT YOU TO A CLAIM FOR DAMAGES.

STAGE: CD

PROJECT:

FINN RESIDENCE
10475 HAWTHORNE RD
MEQUON, WI 53097

SHEET TITLE:

ELECTRICAL LAYOUT

DATE: 9.17.25

SHEET:

E1

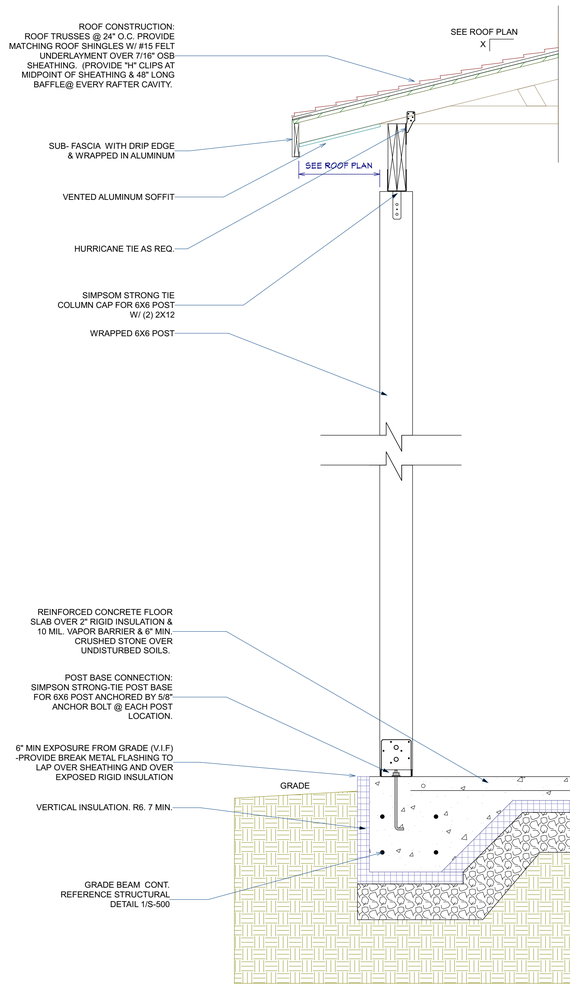

A/D1 **SECTION @ SCREEND-IN PATION**

SCALE: 1" = 1'-0"

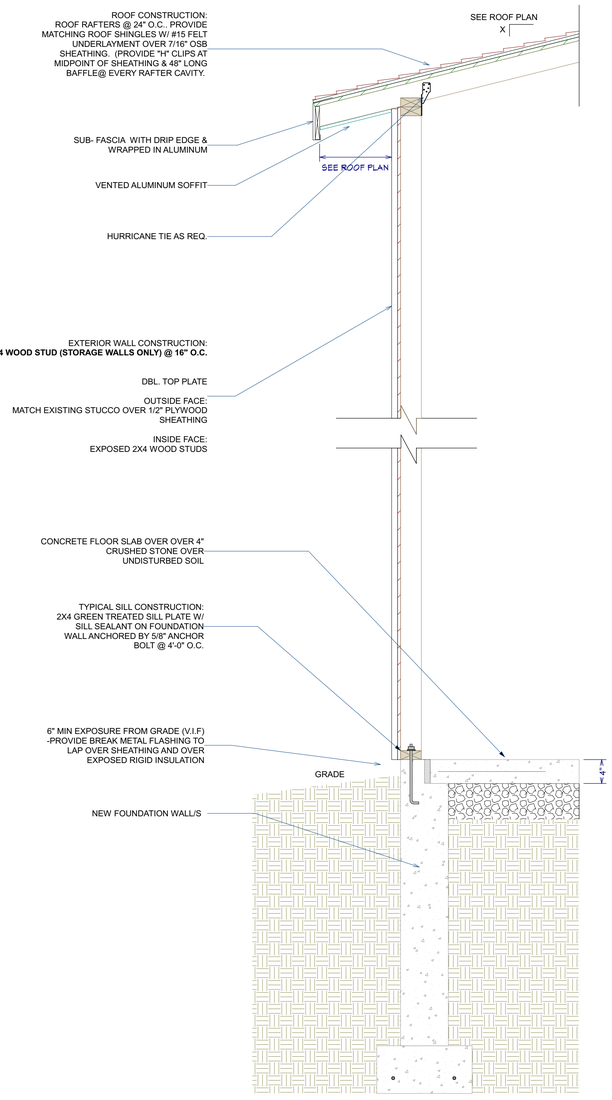

B/D1 **SECTION @ STORAGE**

SCALE: 1" = 1'-0"

KAHLE BUILDERS LLC
DESIGN - BUILD
EST. 2003

DRAWINGS PROVIDED BY:

KAHLE BUILDERS, LLC.
W222 S6610 WALTER WAY
WAUKESHA, WI 53189

REVISION TABLE

NO	DATE	REV. BY	DESCRIPTION
005	3/20/26	DMM	PLAN REV.

NOTES:

THESE DRAWINGS ARE THE PROPRIETARY WORK PRODUCT AND PROPERTY OF KAHLE BUILDERS, DEVELOPED FOR THE EXCLUSIVE USE OF KAHLE BUILDERS. USE OF THESE DRAWINGS AND CONCEPTS CONTAINED THEREIN WITHOUT THE WRITTEN PERMISSION OF KAHLE BUILDERS IS PROHIBITED AND MAY SUBJECT YOU TO A CLAIM FOR DAMAGES.

STAGE: CD

PROJECT:

FINN RESIDENCE
10475 HAWTHORNE RD
MEQUON, WI 53097

SHEET TITLE:

DETAILS & SECTIONS

DATE: 9.17.25

SHEET:

D1

11333 N. Cedarburg Road
Mequon, WI 53092-1930
Phone: 262/236-2914
Fax: 262/242-9655

www.cityofmequonwi.gov **Inspections**

TO: **Architectural Board**
FROM: **Karen Heil, Administrative Assistant**
DATE: **April 13, 2026**
SUBJECT: **Daniel & Eileen Weins**
Enclosed Porch Addition with separate bathroom entrance at 11623 W. Donges Bay Road
Subdivision: N/A
Contractor: 2-Man Crew / Architect: Pen & Hammer
District 1 – 6:15 pm

Attachments:
Statement of Intent, Survey, Pictures, Plans

Proposed Modification of existing porch

1. Remove existing porch

2 Excavate soil & create basement below proposed structure.

3. Build structure to plans submitted.

CERTIFIED SURVEY MAP NO. 4005

BEING A REDIVISION OF LOT 1 OF CERTIFIED SURVEY MAP NO. 3506, RECORDED AS DOCUMENT NO. 0801821 ON SEPTEMBER 9, 2004 IN THE OZAUKEE COUNTY REGISTER OF DEEDS, BEING IN THE NORTHEAST ¼ OF THE NORTHWEST ¼ OF SECTION 31, TOWN 9 NORTH, RANGE 21 EAST, IN THE CITY OF MEQUON, OZAUKEE COUNTY, WISCONSIN.

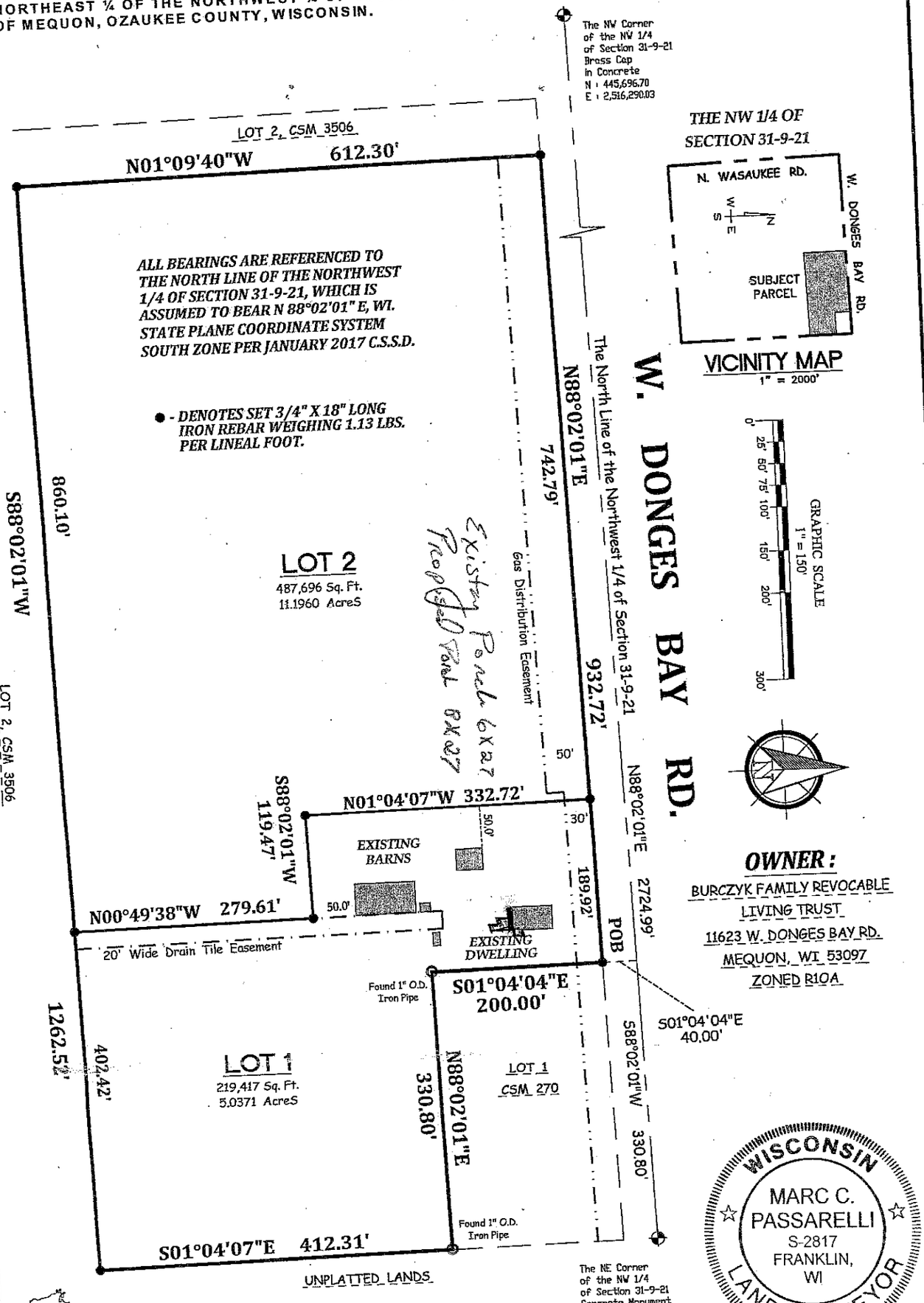

OWNER:

BURCZYK FAMILY REVOCABLE LIVING TRUST
11623 W. DONGES BAY RD.
MEQUON, WI 53097
ZONED R1OA

WISCONSIN
MARC C. PASSARELLI
S-2817
FRANKLIN, WI
LAND SURVEYOR

SURVEYING ASSOCIATES, INC.
MEMBER OF WISCONSIN SOCIETY OF LAND SURVEYORS & NATIONAL SOCIETY OF PROFESSIONAL SURVEYORS
2554 N. 100TH STREET
P.O. BOX 26596
WAUWATOSA, WISCONSIN 53226
(414) 257-2212 FAX: (414) 257-2443
sai@wi.rr.com

MARC C. PASSARELLI P.L.S. # 2817

INSTRUMENT DRAFTED BY : MARC C. PASSARELLI JOB NO. 35079CSM DATE : AUGUST 3, 2017 SHEET 1 OF 3




Farmhouse



Farmhouse





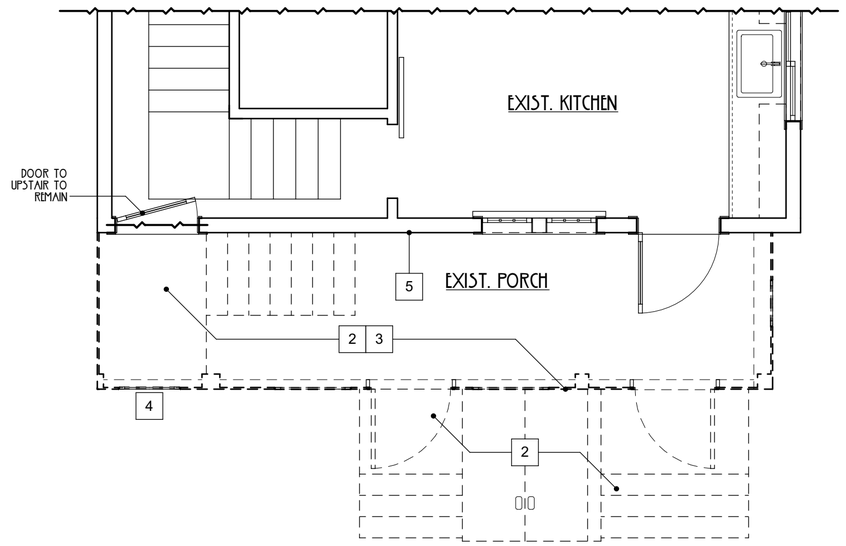

2 FIRST FLOOR DEMOLITION PLAN

SCALE: 1/4" = 1'-0"

DEMOLITION NOTES

1	DEMOLISH EXTERIOR STONE STAIRS & WALLS
2	DEMOLISH ENTIRE PORCH INCLUDING STRUCTURE AND ENTRY STAIRS
3	REMOVE ALL LIGHT FIXTURES, SWITCHES, AND OUTLETS NOT BEING RE-USED - VERIFY FIXTURES TO SAVE WITH OWNER
4	REMOVE STAINED GLASS WINDOW AND SAVE FOR REUSE
5	REMOVE SIDING AND TRIM ON EXIST SOUTH WALL - CASINGS TO REMAIN

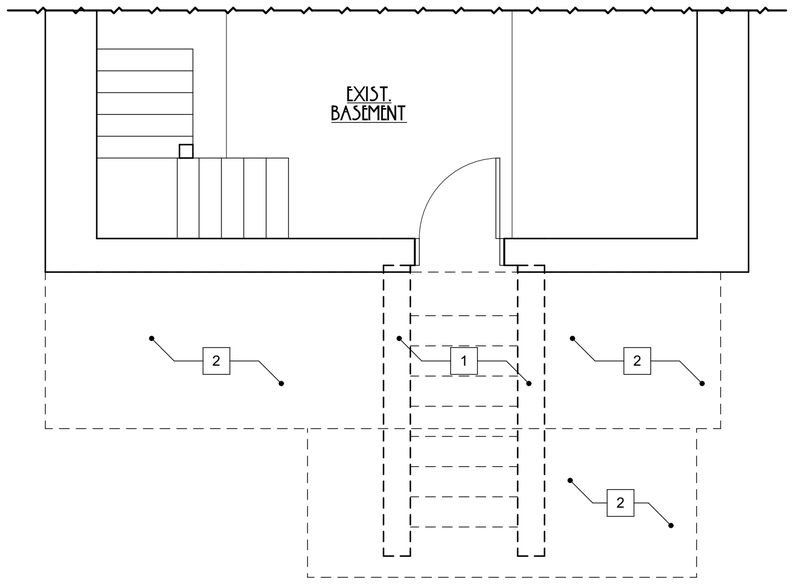

1 LOWER LEVEL DEMOLITION PLAN

SCALE: 1/4" = 1'-0"

DOCUMENT KEY

- EXISTING WALLS TO REMAIN
- WALLS TO BE REMOVED
- CONVENTIONAL FRAME 2X4 WALL STUDS WITH 1/2" GYP. BD
- MILLWORK ELEMENTS BELOW
- MILLWORK ELEMENTS ABOVE
- CEILING / WALL /SOFFIT ELEMENTS ABOVE
- ITEMS TO BE REMOVED IN DEMOLITION
- 1 / 4 A6.X 2 / 3 — INTERIOR ELEVATION MARKER REFER TO SHEETS A6.X FOR ELEVATED VIEWS

SHEET INDEX

D1.1	DEMOLITION PLANS
A1.1	FLOOR PLANS AND ROOF PLAN
A4.1	EXTERIOR ELEVATIONS
A4.2	EXTERIOR ELEVATIONS
A5.1	SECTIONS & DETAILS

NORTH

PEN & HAMMER
4230 N. OAKLAND AVE #155, MILWAUKEE, WISCONSIN 53211 - 414.751.0939

WEINS PORCH
11623 W DONGES BAY RD
MEQUON, WI 53097
PROJECT NUMBER: 2508

DATE	DESCRIPTION
02 SEPT. 2025	BID SET

DEMOLITION PLANS

Copyright © 2025 Pen & Hammer, LLC. All Rights Reserved. This document, ideas and design incorporated herein are the property of Pen & Hammer, LLC. No Portion of these Plans or corresponding Specifications may be used, reproduced, altered, or modified without the express written consent of Pen & Hammer, LLC. These Drawings are protected by the The Architectural Works Copyright Protection Act of 1990 and other international copyrights.

D1.1

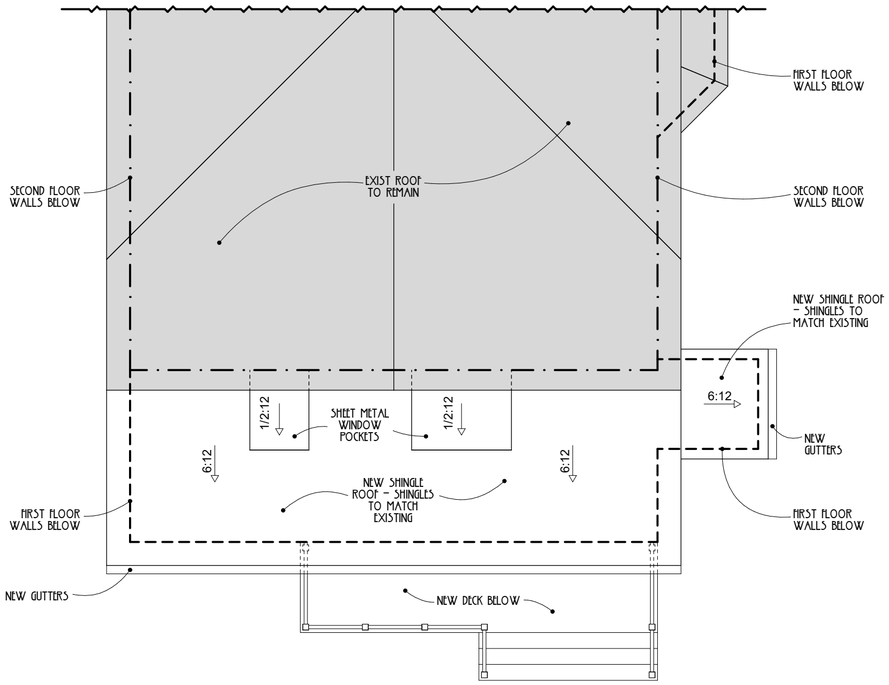

3 ROOF PLAN
SCALE: 3/16" = 1'-0"

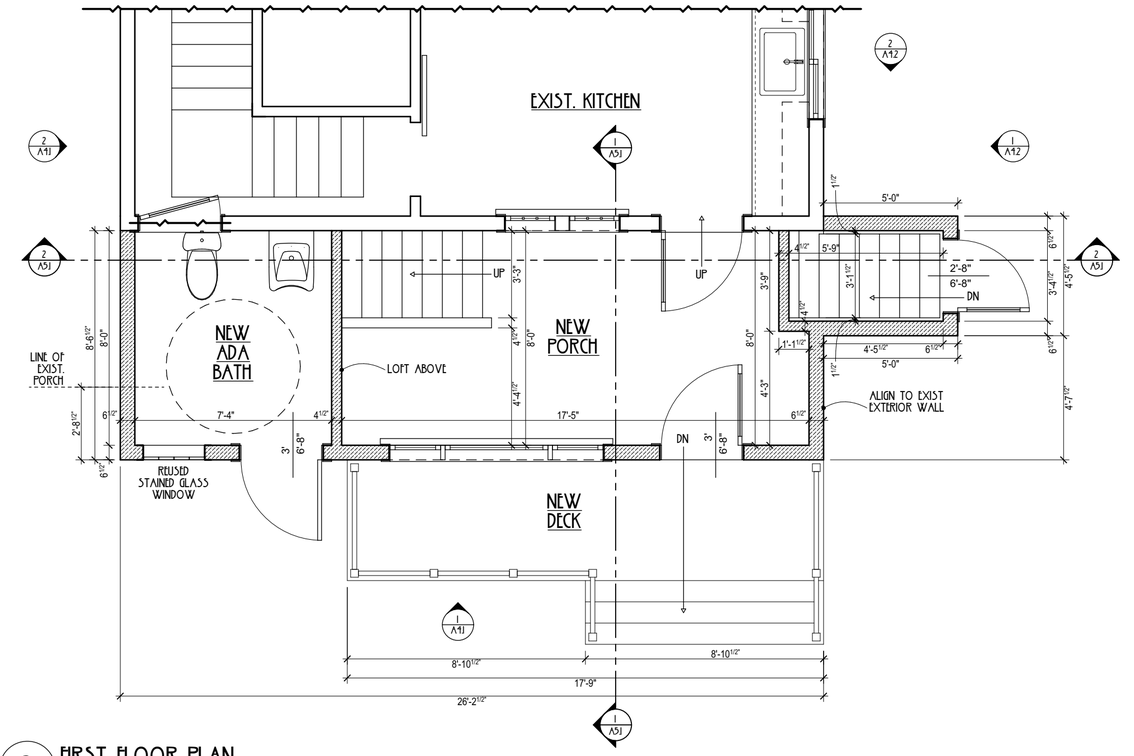

2 FIRST FLOOR PLAN
SCALE: 1/4" = 1'-0"

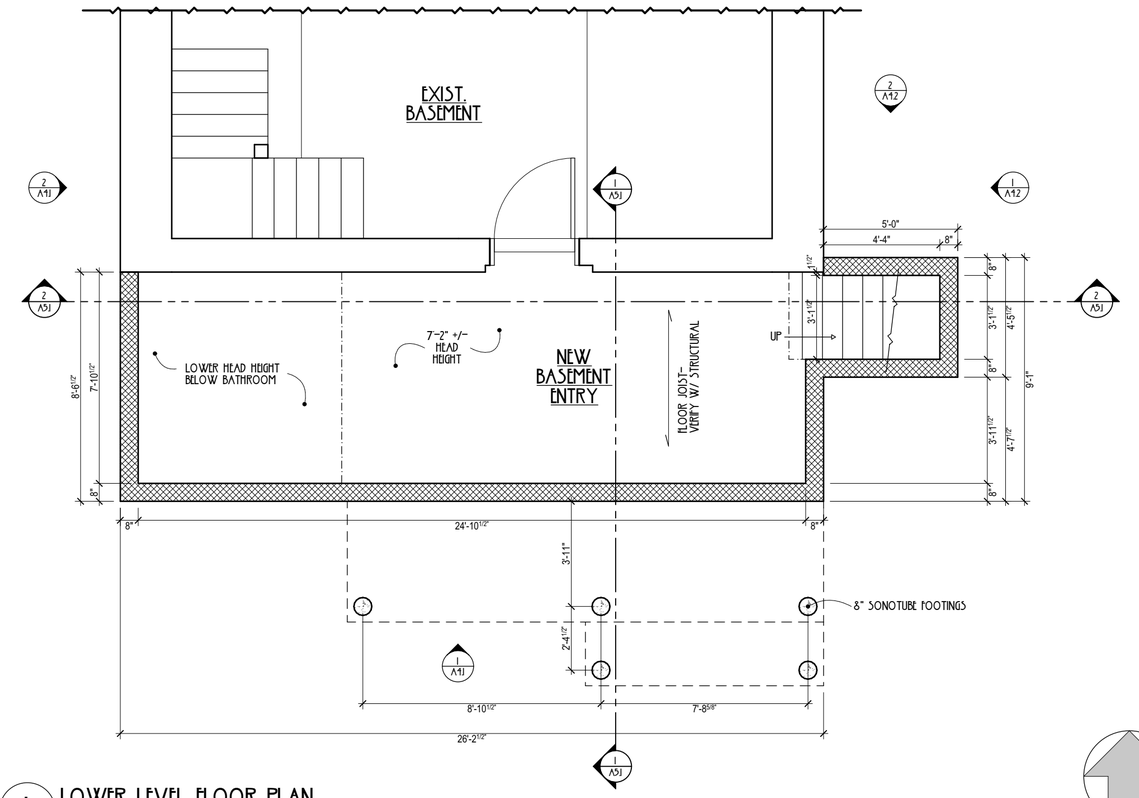

1 LOWER LEVEL FLOOR PLAN
SCALE: 1/4" = 1'-0"

DOCUMENT KEY

- EXISTING WALLS TO REMAIN
- WALLS TO BE REMOVED
- CONVENTIONAL FRAME 2X4 WALL STUDS WITH 1/2" GYP. BD
- MILLWORK ELEMENTS BELOW
- MILLWORK ELEMENTS ABOVE
- CEILING / WALL /SOFFIT ELEMENTS ABOVE
- ITEMS TO BE REMOVED IN DEMOLITION
- INTERIOR ELEVATION MARKER REFER TO SHEETS A6.X FOR ELEVATED VIEWS

NORTH

PEN & HAMMER
4230 N. OAKLAND AVE #155, MILWAUKEE, WISCONSIN 53211 - 414.751.0939

WEINS PORCH
11623 W DONGES BAY RD
MEQUON, WI 53097
PROJECT NUMBER: 2508

DATE	DESCRIPTION
02 SEPT. 2025	BID SET

FLOOR PLANS AND ROOF PLAN

Copyright © 2025 Pen & Hammer, LLC. All Rights Reserved. This document, ideas and design incorporated herein are the property of Pen & Hammer, LLC. No portion of these plans or corresponding Specifications may be used, reproduced, altered, or modified without the express written consent of Pen & Hammer, LLC. These Drawings are protected by the The Architectural Works Copyright Protection Act of 1990 and other international copyrights.

ALI

EXTERIOR ELEVATION NOTES

SHADED AREA INDICATES EXISTING MATERIALS TO REMAIN

01 NEW ASPHALT ROOF SHINGLES TO MATCH EXISTING	08 TRIM - MATCH EXISTING
02 NEW WOOD SIDING TO MATCH EXISTING WITH CORNER BOARDS TO MATCH EXISTING	09 RAKE & TRIM TO MATCH EXISTING
03 NEW WOOD SHINGLE SIDING TO MATCH EXISTING CORNER BOARDS TO MATCH EXISTING	10 WOOD DECKING, STAIRS, AND RAILING WITH 4X4 POSTS
04 NEW WINDOWS WITH TRIM TO MATCH EXISTING	11 SHEET METAL ROOF AT WINDOW POCKETS
05 FASCIA AND SOFFIT - MATCH EXIST.	
06 GUTTER TO MATCH EXISTING	
07 HARD COAT STUCCO TO MATCH FOUNDATION WALL	

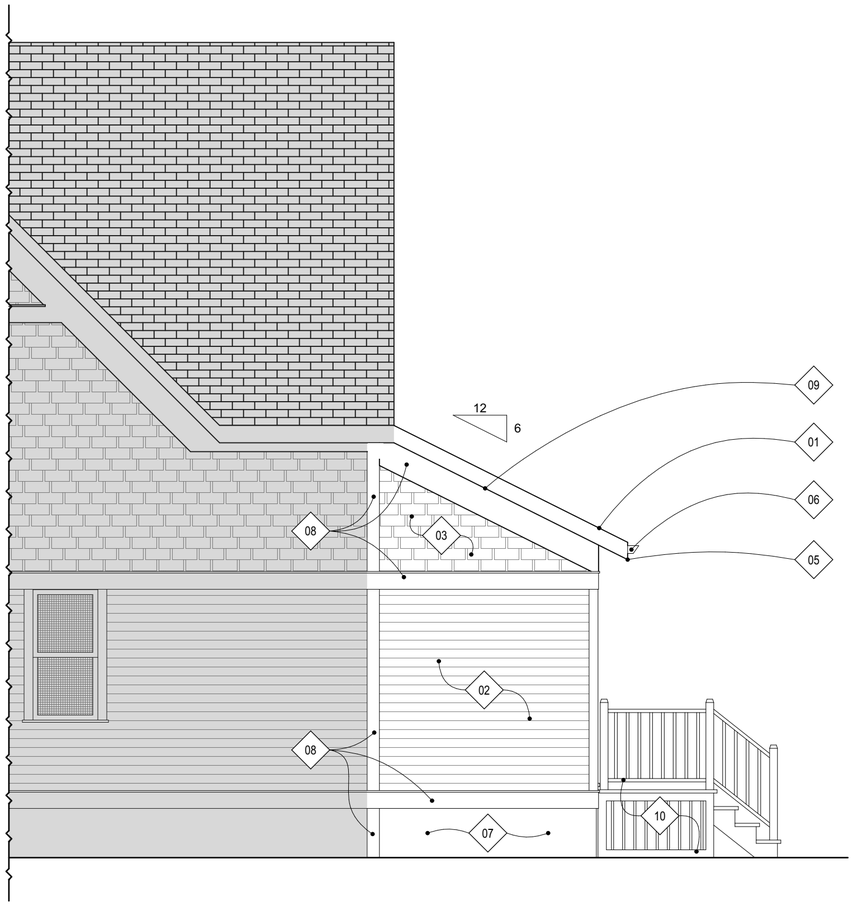

2 WEST ELEVATION
SCALE: 1/4" = 1'-0"

1 SOUTH ELEVATION
SCALE: 1/4" = 1'-0"

PEN & HAMMER
4230 N. OAKLAND AVE #155, MILWAUKEE, WISCONSIN 53211 - 414.751.0939

WEINS PORCH
11623 W DONGES BAY RD
MEQUON, WI 53097
PROJECT NUMBER: 2508

DATE	DESCRIPTION
02 SEPT. 2025	BID SET

EXTERIOR ELEVATIONS

Copyright © 2025 Pen & Hammer, LLC. All Rights Reserved. This document, ideas and design incorporated herein are the property of Pen & Hammer, LLC. No Portion of these Plans or corresponding Specifications may be used, reproduced, altered, or modified without the express written consent of Pen & Hammer, LLC. These Drawings are protected by the The Architectural Works Copyright Protection Act of 1990 and other international copyrights.

A4.1

EXTERIOR ELEVATION NOTES

SHADED AREA INDICATES EXISTING MATERIALS TO REMAIN

01 NEW ASPHALT ROOF SHINGLES TO MATCH EXISTING	08 TRIM - MATCH EXISTING
02 NEW WOOD SIDING TO MATCH EXISTING WITH CORNER BOARDS TO MATCH EXISTING	09 RAKE & TRIM TO MATCH EXISTING
03 NEW WOOD SHINGLE SIDING TO MATCH EXISTING CORNER BOARDS TO MATCH EXISTING	10 WOOD DECKING, STAIRS, AND RAILING WITH 4X4 POSTS
04 NEW WINDOWS WITH TRIM TO MATCH EXISTING	11 SHEET METAL ROOF AT WINDOW POCKETS
05 FASCIA AND SOFFIT - MATCH EXIST.	
06 GUTTER TO MATCH EXISTING	
07 HARD COAT STUCCO TO MATCH FOUNDATION WALL	

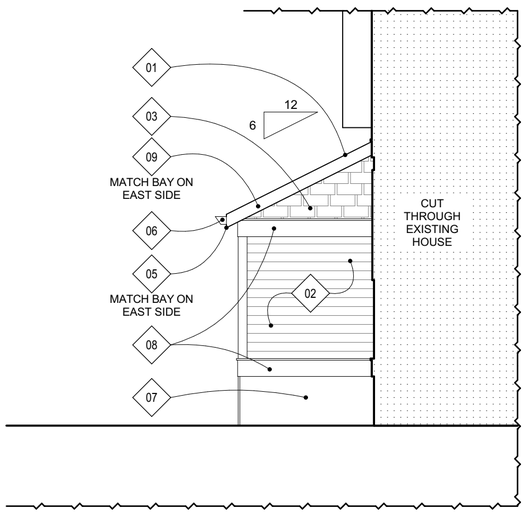

2 NORTH ELEVATION
SCALE: 1/4" = 1'-0"

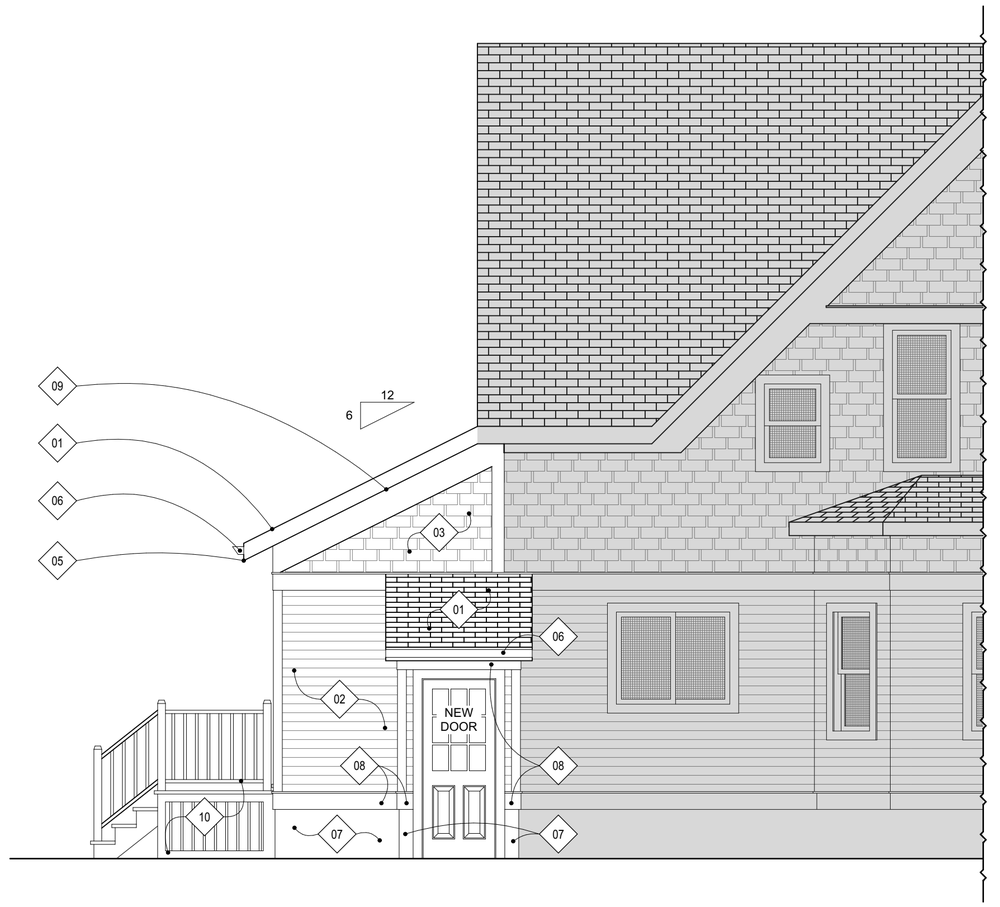

1 EAST ELEVATION
SCALE: 1/4" = 1'-0"

PEN & HAMMER
4230 N. OAKLAND AVE #155, MILWAUKEE, WISCONSIN 53211 - 414.751.0939

WEINS PORCH
11623 W DONGES BAY RD
MEQUON, WI 53097
PROJECT NUMBER: 2508

DATE	DESCRIPTION
02 SEPT. 2025	BID SET

EXTERIOR ELEVATIONS

Copyright © 2025 Pen & Hammer, LLC. All Rights Reserved. This document, ideas and design incorporated herein are the property of Pen & Hammer, LLC. No Portion of these Plans or corresponding Specifications may be used, reproduced, altered, or modified without the express written consent of Pen & Hammer, LLC. These Drawings are protected by the The Architectural Works Copyright Protection Act of 1990 and other international copyrights.

A4.2

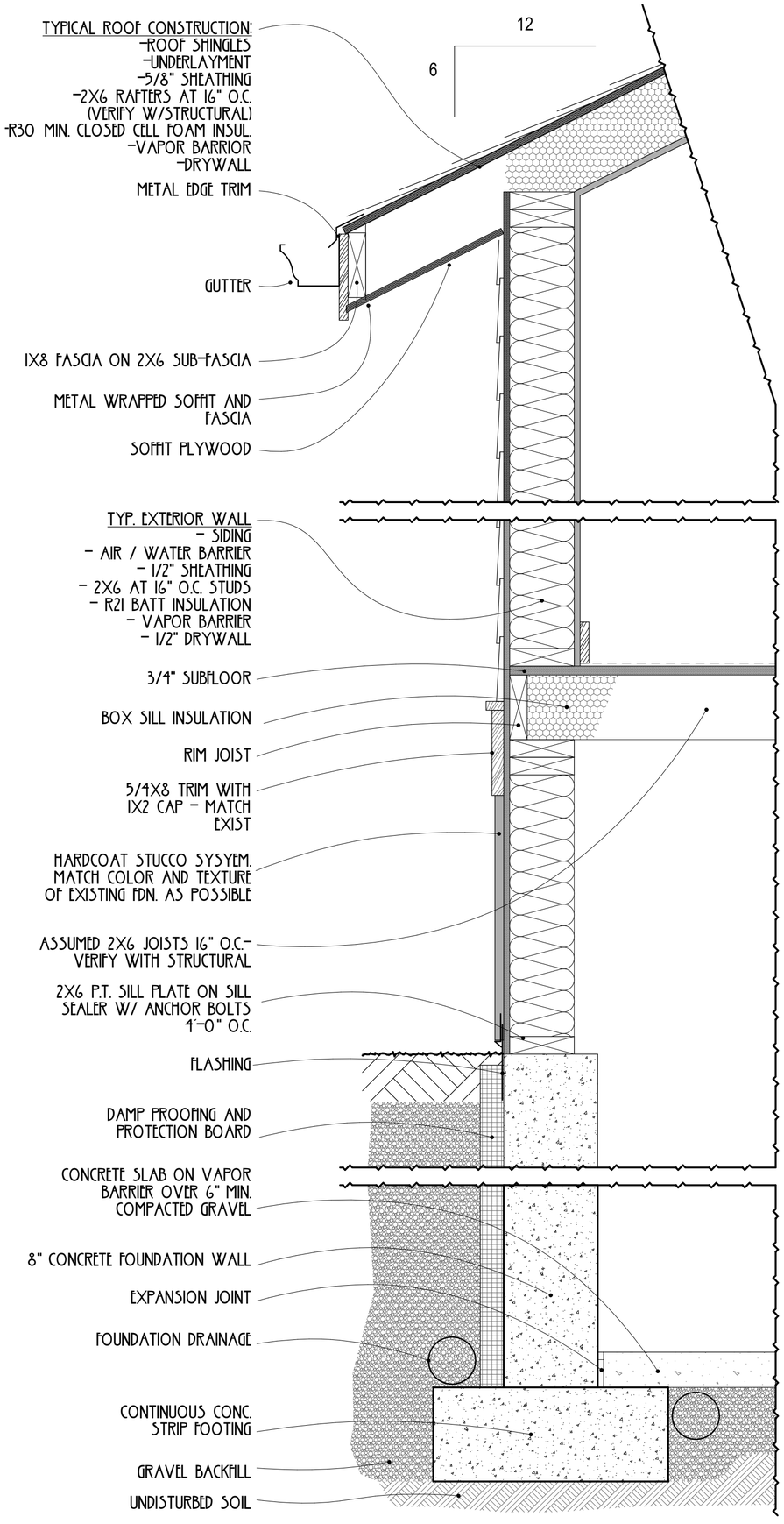

4 TYPICAL CONSTRUCTION SECTION
SCALE: 1 1/2"= 1'-0"

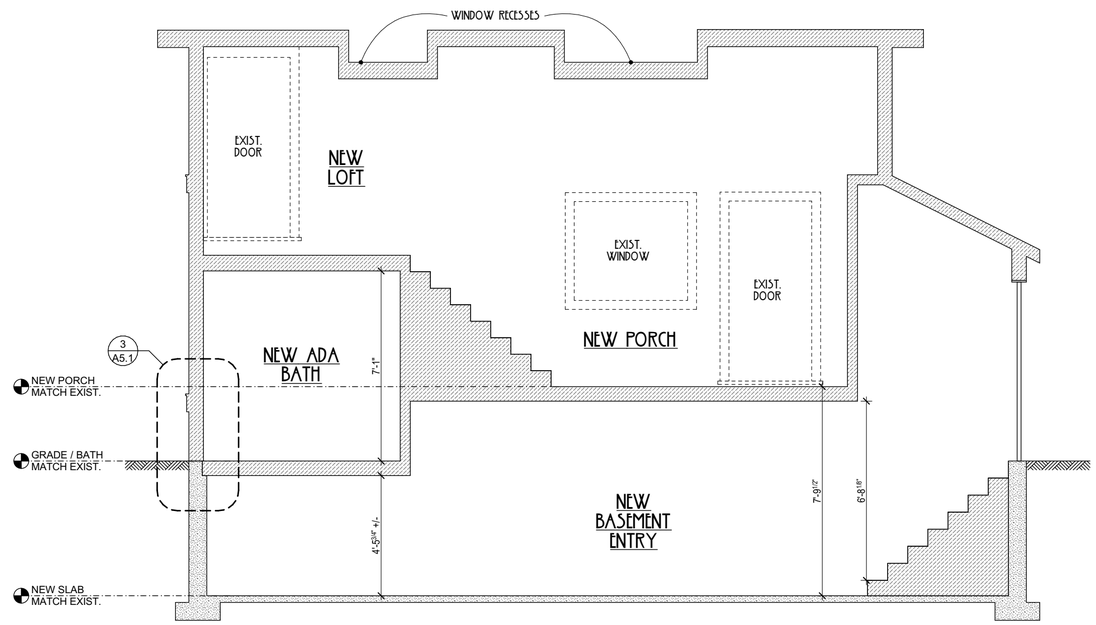

2 BUILDING SECTION
SCALE: 1/4" = 1'-0"

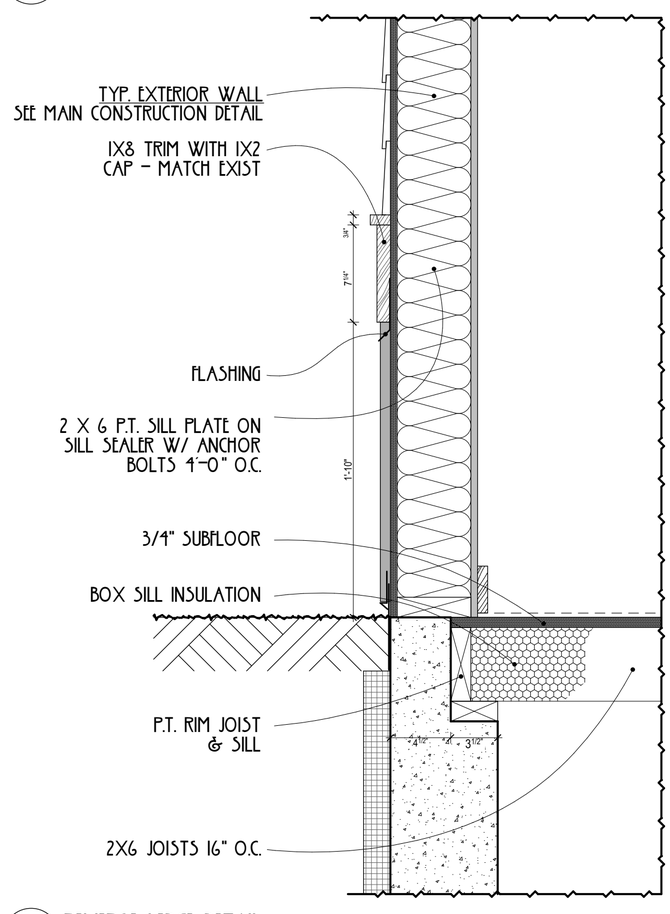

3 REVERSE LEDGE DETAIL
SCALE: 1 1/2"= 1'-0"

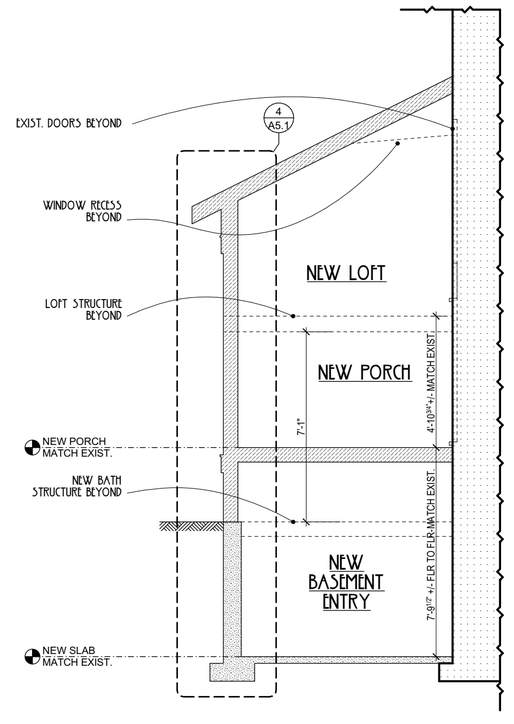

1 BUILDING SECTION
SCALE: 1/4" = 1'-0"

PEN & HAMMER
4230 N. OAKLAND AVE #155, MILWAUKEE, WISCONSIN 53211 - 414.751.0939

WEINS PORCH
11623 W DONGES BAY RD
MEQUON, WI 53097
PROJECT NUMBER: 2508

DATE	DESCRIPTION
02 SEPT. 2025	BID SET

SECTIONS & DETAILS

Copyright © 2025 Pen & Hammer, LLC. All Rights Reserved. This document, ideas and design incorporated herein are the property of Pen & Hammer, LLC. No Portion of these Plans or corresponding Specifications may be used, reproduced, altered, or modified without the express written consent of Pen & Hammer, LLC. These Drawings are protected by the The Architectural Works Copyright Protection Act of 1990 and other international copyrights.

A5.1

11333 N. Cedarburg Road
Mequon, WI 53092-1930
Phone: 262/236-2914
Fax: 262/242-9655

www.cityofmequonwi.gov **Inspections**

TO: **Architectural Board**
FROM: **Karen Heil, Administrative Assistant**
DATE: **April 13, 2026**
SUBJECT: **Daniel Van Housen**
Detached Garage at 13337 N. Hawthorne Court
Subdivision: N/A
Contractor: Bob Anderson Builders / Architect: ADS
District 1 - 6:25 pm

Attachments:
Statement of Intent, Site Plan, Pictures, Plans

Statement of Intent:

The proposed project includes the construction of a new detached four-car garage and a wraparound porch connecting to the existing porch on the west side of the residence. The garage is intended to provide additional storage and parking space to meet the evolving needs of our family as our children have grown older. The project site was previously overgrown with buckthorn and has since been cleared in preparation for this improvement.

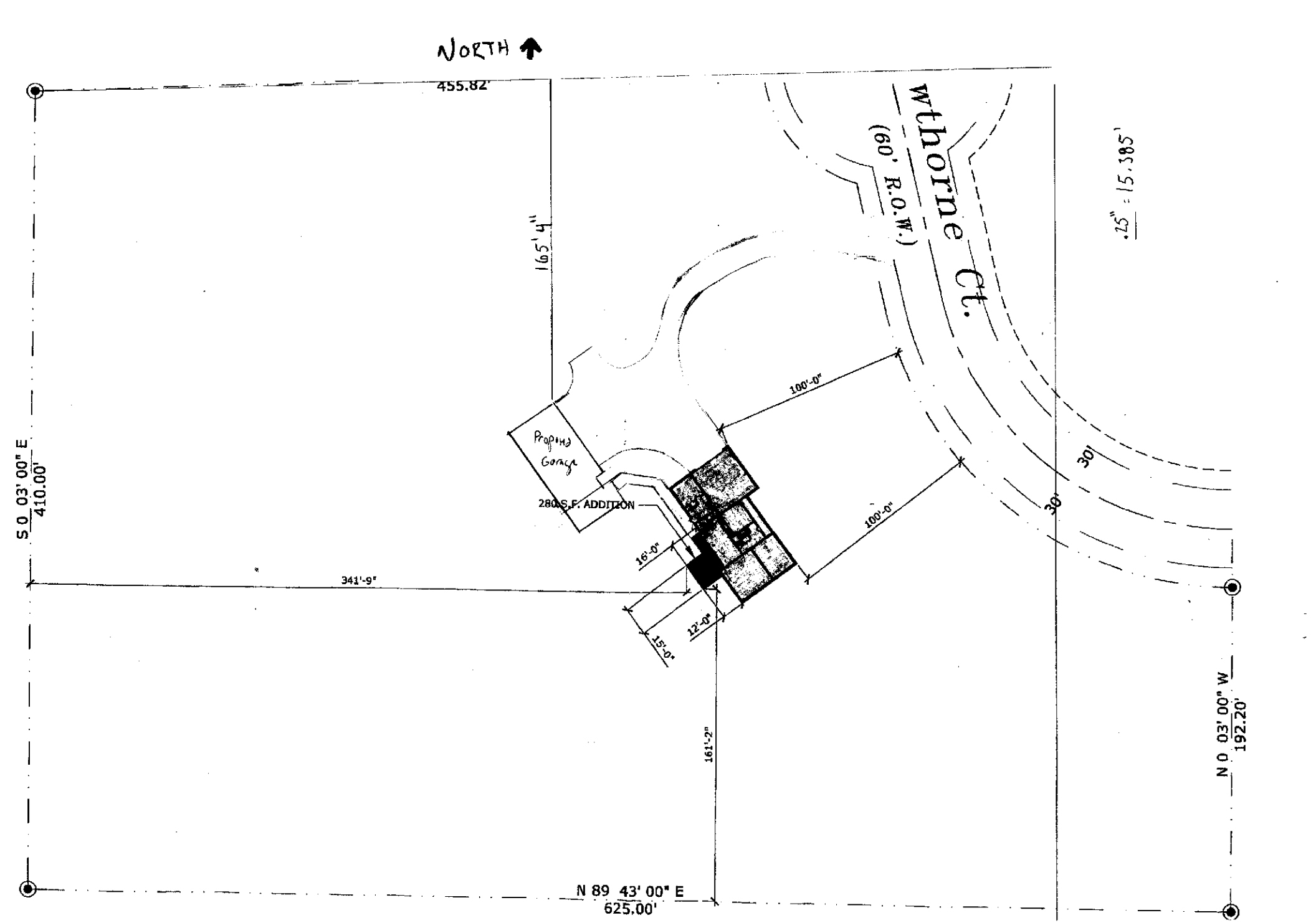
NORTH
455.82'
165'4"
Withorne Ct.
(60' R.O.W.)
.25" = 15.385'
Proposed Garage
280 S.F. ADDITION
100'-0"
100'-0"
30'
30'
16'-0"
12'-0"
15'-0"
341'-9"
S 0 03' 00" E
410.00'
161'-2"
N 89 43' 00" E
625.00'
N 0 03' 00" W
192.20'

North

South

East

West

Looking North to proposed garage site

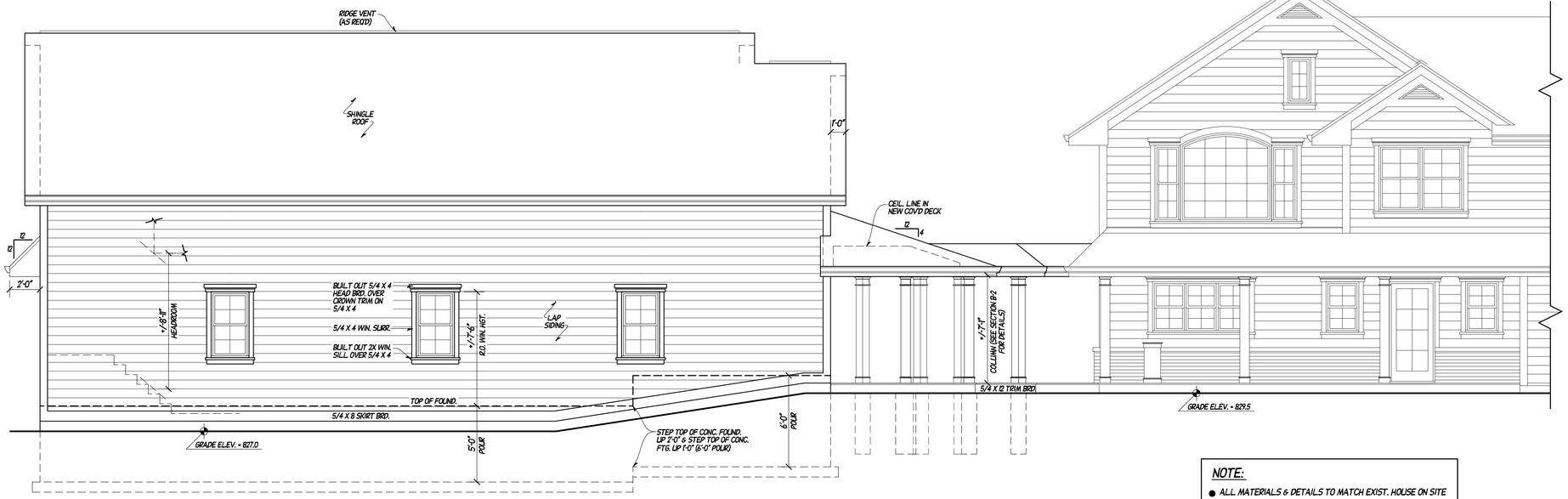

PROPOSED REAR ELEVATION

SCALE: 1/4"=1'-0"

NOTE:

- ALL MATERIALS & DETAILS TO MATCH EXIST. HOUSE ON SITE

EXTERIOR MATERIAL NOTES:

- INSTALL METAL FLASHING OVER ALL HORIZONTAL TRIM BRDS.
- ALL LAP SIDING TO BE LP SMARTSIDE, 7" TO WEATHER, W/ 5/4 X 6 CRNR. BRDS.
- ALL TRIM BRDS. TO BE LP SMARTSIDE.
- ALL SHINGLE ROOF TO BE DIMENSIONAL ASPHALT SHINGLES.
- ALL SOFFITS TO BE COMPOSITE PANEL W/ EAVE VENTS.
- ALL EXTERIOR DECKING TO BE COMPOSITE.
- ALL GUTTERS TO BE SEAMLESS ALUMINUM.
- ALL EXTERIOR CEILINGS TO BE STAINED BEAD BRD.

CONC. FTG. DEPTH NOTE:

- STEP CONC. FTGS. DEEPER OR SHALLOWER AS REQ'D PER SITE SOIL CONDITIONS, DEPTH OF EXCAVATION, AND TO MAINTAIN MIN. 48" FROST PROTECTION FROM FINISHED GRADE.

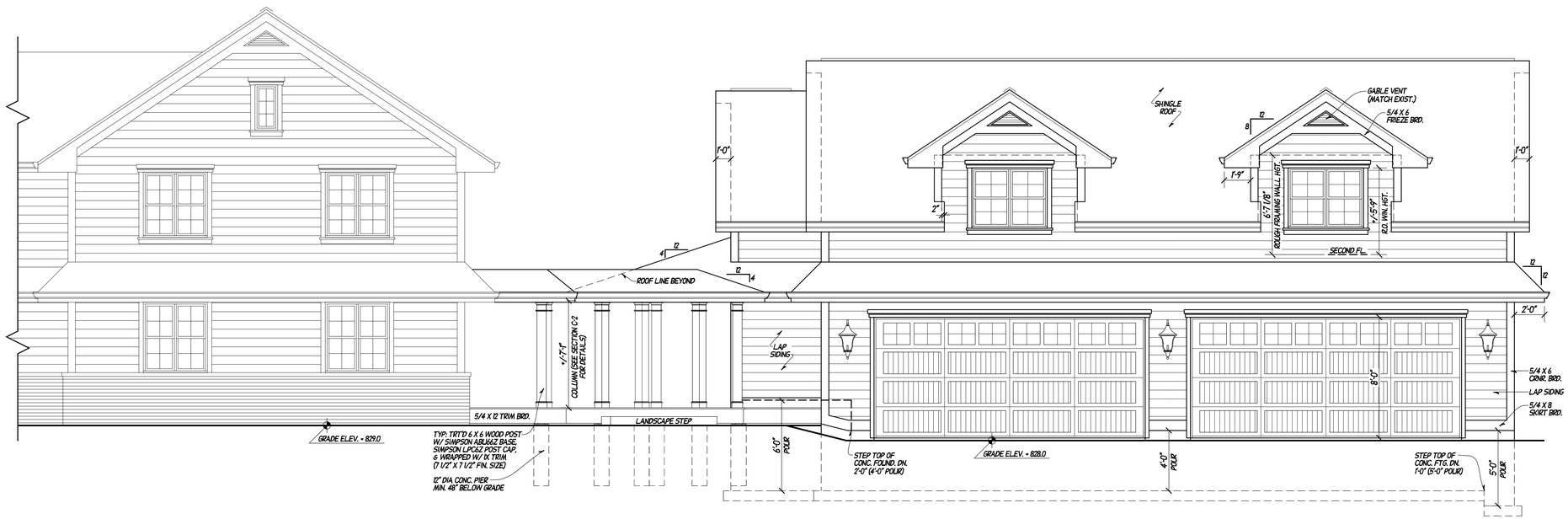

PROPOSED FRONT ELEVATION

SCALE: 1/4"=1'-0"

THESE CONSTRUCTION DOCUMENTS ARE OFF INSTRUCTION BY ARCHITECTURAL DEVELOPMENT SERVICES INC. TO BE USED SOLELY WITH RESPECT TO THIS PROJECT. ARCHITECTURAL DEVELOPMENT SERVICES INC. RETAINS ALL COMMON LAW, STATUTORY, AND OTHER RESERVED RIGHTS, INCLUDING THE COPYRIGHT. THESE CONSTRUCTION DOCUMENTS SHALL NOT BE REPRODUCED OR CHANGED WITHOUT THE EXPRESSED WRITTEN PERMISSION OF ANY OTHER PROJECT OTHER THAN THAT SPECIFICALLY INDICATED BY ARCHITECTURAL DEVELOPMENT SERVICES INC. THIS SHALL ALSO BE CONSIDERATION GIVEN TO ARCHITECTURAL DEVELOPMENT SERVICES INC. © COPYRIGHT 2022

BUILDER

OWNER & PROJECT LOCATION

MR. & MRS. DAN & KRISTIN VAN HOUSEN
12337 N. HAWTHORNE CT.
MEQUON, WI 53097

COMPLETION DATE	REVISIONS
FINAL-1 10/10/22 (ADS-ES)	FINAL-2 6/23/23 (ADS-ES)

DESIGNED BY	DRAWN BY	CHECKED
B. TOM	M.J.V.	B. TOM

ARCHITECTURAL DEVELOPMENT SERVICES INC.
A D S
www.architecturaldevelopmentservices.com
150 NORTH SUNNY SLOPE RD STE 250
BROOKFIELD, WI 53005
(262) 787 - 1701

JOB NUMBER

17122-D

SHEET NO.

1 OF 8

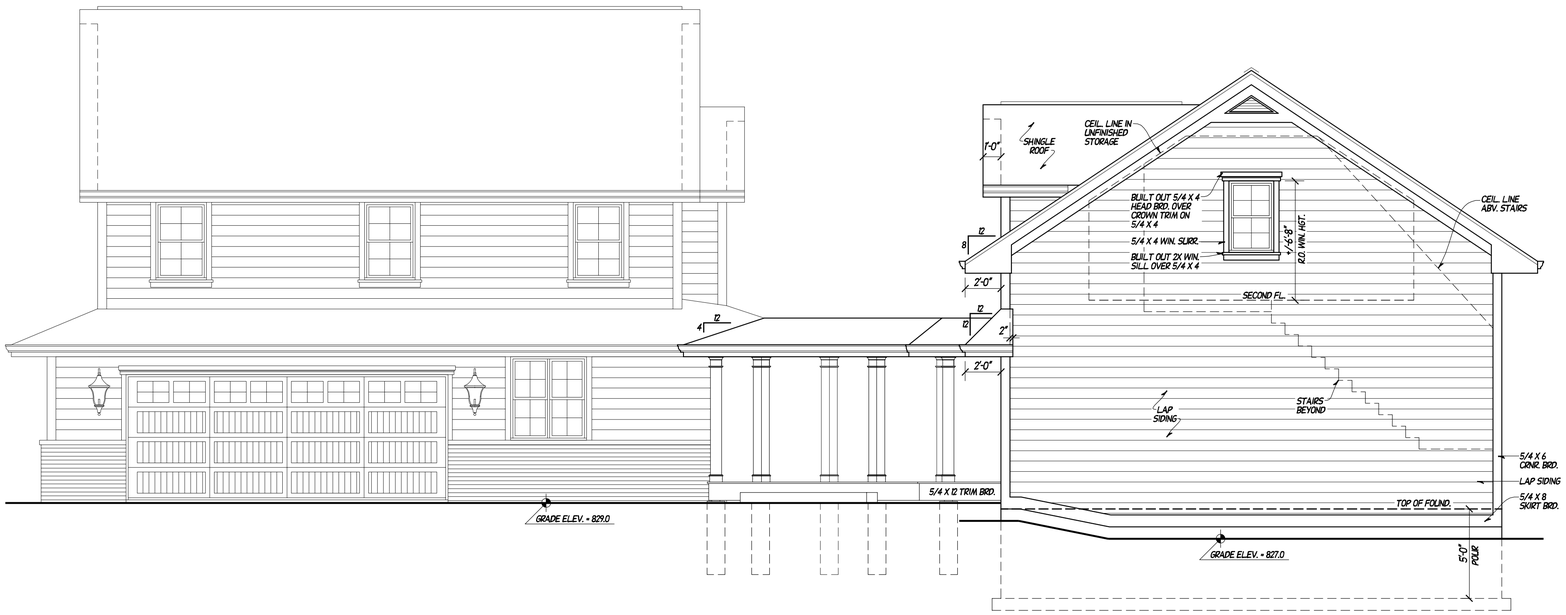

PROPOSED RIGHT ELEVATION

SCALE: 1/4"=1'-0"

NOTE:

- ALL MATERIALS & DETAILS TO MATCH EXIST. HOUSE ON SITE

EXTERIOR MATERIAL NOTES:

- INSTALL METAL FLASHING OVER ALL HORIZONTAL TRIM BRDS.
- ALL LAP SIDING TO BE LP SMARTSIDE, 7" TO WEATHER, W/ 5/4 X 6 CRNR. BRDS.
- ALL TRIM BRDS. TO BE LP SMARTSIDE.
- ALL SHINGLE ROOF TO BE DIMENSIONAL ASPHALT SHINGLES.
- ALL SOFFITS TO BE COMPOSITE PANEL W/ EAVE VENTS.
- ALL EXTERIOR DECKING TO BE COMPOSITE.
- ALL GUTTERS TO BE SEAMLESS ALUMINUM.
- ALL EXTERIOR CEILINGS TO BE STAINED BEAD BRD.

CONC. FTG. DEPTH NOTE:

- STEP CONC. FTGS. DEEPER OR SHALLOWER AS REQ'D PER SITE SOIL CONDITIONS, DEPTH OF EXCAVATION, AND TO MAINTAIN MIN. 48" FROST PROTECTION FROM FINISHED GRADE.

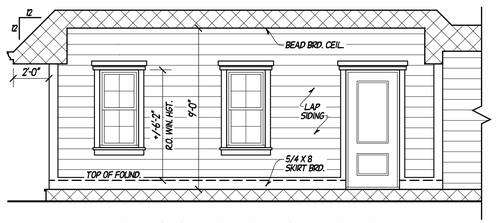

INT. COV'D DECK ELEV.

SCALE: 1/4"=1'-0"

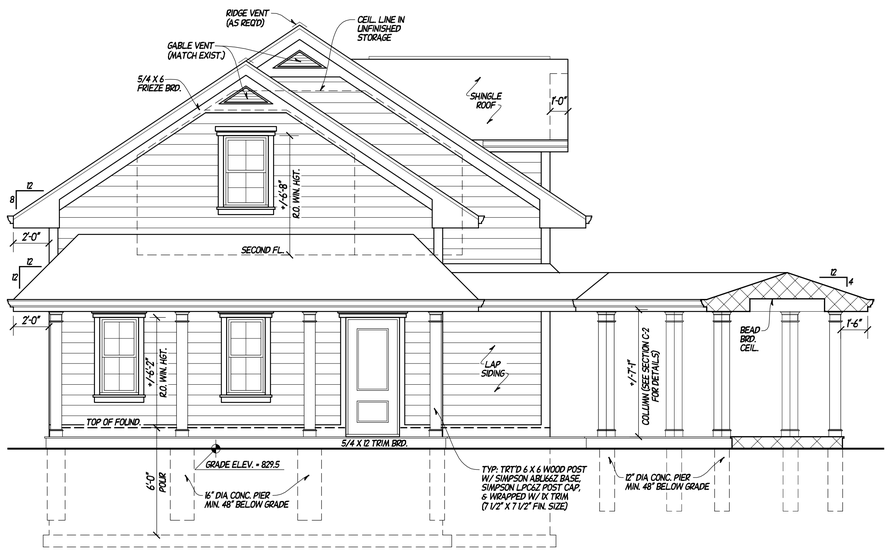

PROPOSED LEFT ELEVATION

SCALE: 1/4"=1'-0"

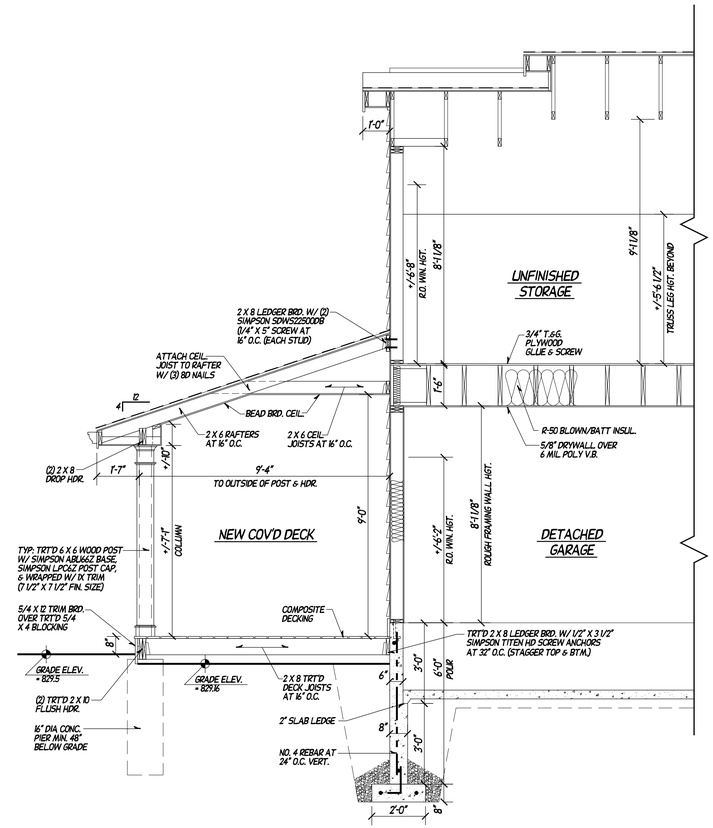

SECTION B/2

SCALE: 3/8"=1'-0"

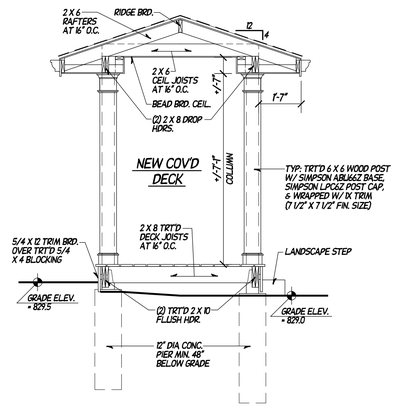

SECTION C/2

SCALE: 3/8"=1'-0"

THESE CONSTRUCTION DOCUMENTS ARE OFF INTERPRETATION IN WHOLE OR IN PART IS PROHIBITED EXCEPT BY AGREEMENT WITH, AND WITH THE WRITTEN PERMISSION OF ADS ARCHITECTURAL DEVELOPMENT SERVICES INC. THE PROTECTION OF THE COPYRIGHT AND OTHER RESERVED RIGHTS, INCLUDING THE RIGHT OF PUBLICATION, EXHIBITION AND DISPOSITION. THESE CONSTRUCTION DOCUMENTS SHALL NOT BE REPRODUCED OR USED IN ANY MANNER WHATSOEVER AND NO STATEMENT MAY BE MADE IN ANY OTHER PROJECT OTHER THAN THAT SPECIFICALLY INDICATED IN THE AGREEMENT WITHOUT THE PRIOR WRITTEN CONSENT OF ADS ARCHITECTURAL DEVELOPMENT SERVICES INC. © COPYRIGHT 2022

BUILDER

OWNER & PROJECT LOCATION

MR. & MRS. DAN & KRISTIN VAN HOUSEN
12337 N. HAWTHORNE CT.
MEQUON, WI 53097

COMPLETION DATE	REVISIONS
FINAL-1 10/10/22 (ADS+S)	FINAL-2 6/23/23 (ADS+S)

DESIGNED BY	DRAWN BY	CHECKED
B. TOM	M.J.V.	B. TOM

ADS ARCHITECTURAL DEVELOPMENT SERVICES INC.
www.architecturaldevelopmentservices.com
150 NORTH SUNNY SLOPE RD STE 250
BROOKFIELD, WI 53005
(262) 787 - 1701

JOB NUMBER
17122-D

SHEET NO.
2 OF 8

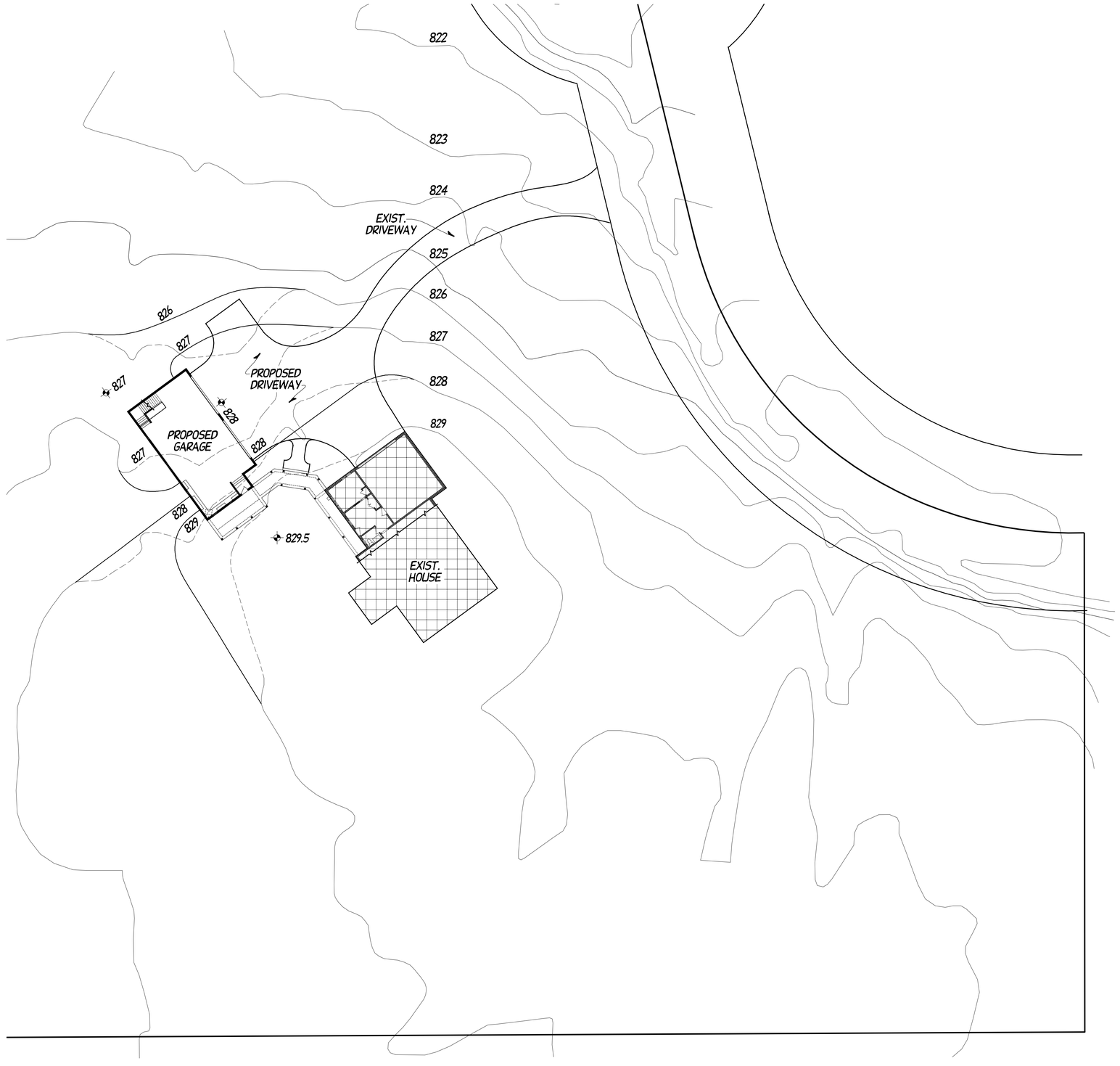

PROPOSED SITE PLAN

SCALE: 1:20

NOTE:
INFORMATION ON SITE PLAN IS ONLY APPROXIMATE. REFER TO APPROVED SURVEY PLAN FOR ACTUAL BUILDING LOCATION AND GRADING PLAN.

THESE CONSTRUCTION DOCUMENTS ARE OFF INTERPRETATION IN WHOLE OR IN PART, ARE THE PROPERTY OF ADS AND SHALL NOT BE USED WITH RESPECT TO THIS PROJECT. ARCHITECTURAL DEVELOPMENT SERVICES INC. RETAINS ALL COMMON LAW, STATUTORY, AND OTHER RESERVED RIGHTS, INCLUDING THE COPYRIGHT. UPON REQUEST, ADS WILL RELEASE THESE DOCUMENTS. THESE CONSTRUCTION DOCUMENTS SHALL NOT BE REPRODUCED OR CHANGED OR COPIED IN ANY FORM OR MANNER WHATSOEVER, NOR ASSIGNED TO ANY OTHER PROJECT OTHER THAN THAT SPECIFICALLY INDICATED IN THE AGREEMENT WITHOUT THE EXPRESS WRITTEN PERMISSION AND COMPENSATION GIVEN TO ARCHITECTURAL DEVELOPMENT SERVICES INC. © COPYRIGHT 2022

BUILDER

OWNER & PROJECT LOCATION

MR. & MRS. DAN & KRISTIN VAN HOUSEN
12337 N. HAWTHORNE CT.
MEQUON, WI 53097

COMPLETION DATE	REVISIONS
FINAL-1 10/10/22 (ADS-15)	FINAL-2 6/23/23 (ADS-15)

DESIGNED BY	DRAWN BY	CHECKED
B. TOM	M.J.V.	B. TOM

ADS ARCHITECTURAL DEVELOPMENT SERVICES INC.
www.architecturaldevelopmentservices.com
150 NORTH SUNNY SLOPE RD STE 250
BROOKFIELD, WI 53005
(262) 797 - 1701

JOB NUMBER
171122-D

SHEET NO.
3 OF 8

FOUNDATION PLAN

SCALE: 1/4"=1'-0"

NOTES:
- ALL HGTS. AS NOTED ON PLANS & ELEV.
- POURED CONC. FOUND. WALLS W/ STEEL. REBAR.

CONC. FTG. DEPTH NOTE:
- STEP CONC. FTGS. DEEPER OR SHALLOWER AS REQ'D PER SITE SOIL CONDITIONS, DEPTH OF EXCAVATION, AND TO MAINTAIN MIN. 48" FROST PROTECTION FROM FINISHED GRADE.

WALL HATCH LEGEND:
- MASONRY LEDGES
- EXIST. CONC. FOUND. WALL
- CONC. TOP (STAND. HGT.)
- CONC. TOP, LIP 2'-0" FROM STAND. HGT.

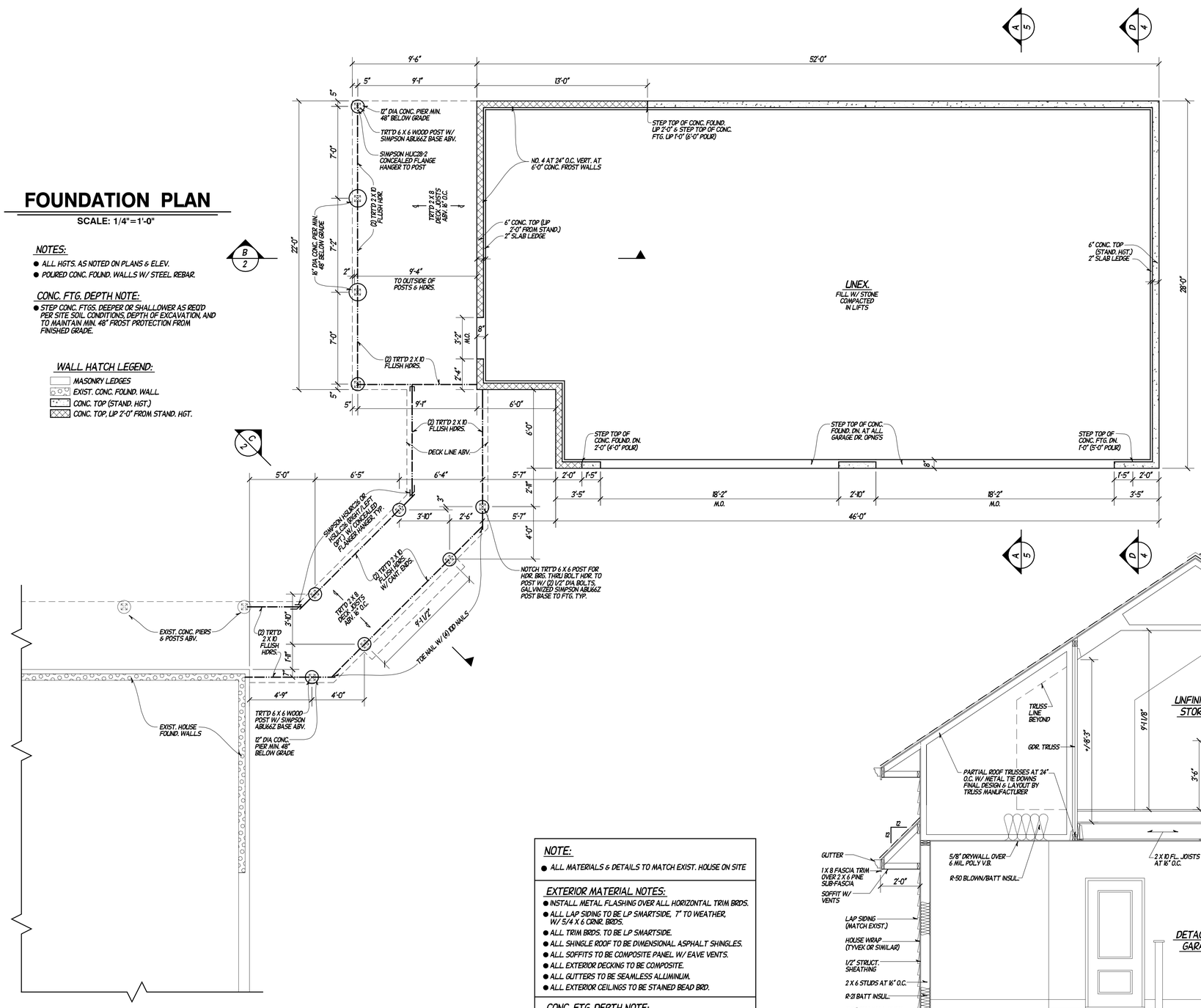

NOTE:
- ALL MATERIALS & DETAILS TO MATCH EXIST. HOUSE ON SITE

EXTERIOR MATERIAL NOTES:
- INSTALL METAL FLASHING OVER ALL HORIZONTAL TRIM BRDS.
- ALL LAP SIDING TO BE LP SMARTSIDE, 7" TO WEATHER, W/ 5/4 X 6 CRNR. BRDS.
- ALL TRIM BRDS. TO BE LP SMARTSIDE.
- ALL SHINGLE ROOF TO BE DIMENSIONAL ASPHALT SHINGLES.
- ALL SOFFITS TO BE COMPOSITE PANEL W/ EAVE VENTS.
- ALL EXTERIOR DECKING TO BE COMPOSITE.
- ALL GUTTERS TO BE SEAMLESS ALUMINUM.
- ALL EXTERIOR CEILINGS TO BE STAINED BEAD BRD.

CONC. FTG. DEPTH NOTE:
- STEP CONC. FTGS. DEEPER OR SHALLOWER AS REQ'D PER SITE SOIL CONDITIONS, DEPTH OF EXCAVATION, AND TO MAINTAIN MIN. 48" FROST PROTECTION FROM FINISHED GRADE.

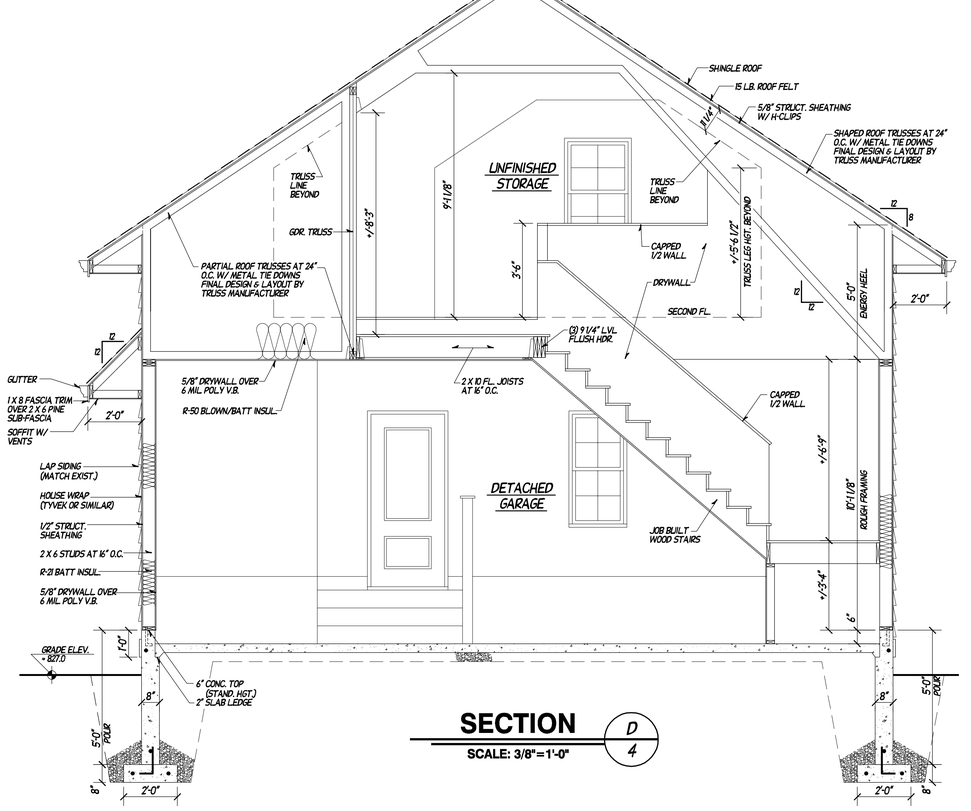

SECTION D/4

SCALE: 3/8"=1'-0"

THESE CONSTRUCTION DOCUMENTS ARE OFF INSTRUMENTS OF SERVICE THROUGH EXECUTION OF AN AGREEMENT WITH ADS AND ARE NOT TO BE USED WITH RESPECT TO THIS PROJECT. ARCHITECTURAL DEVELOPMENT SERVICES INC. RETAINS ALL COMMON LAW, STATUTORY, AND OTHER RESERVED RIGHTS, INCLUDING THE COPYRIGHT. THESE CONSTRUCTION DOCUMENTS SHALL NOT BE REPRODUCED OR USED IN ANY FORM WITHOUT THE EXPRESS WRITTEN CONSENT OF ADS. THESE CONSTRUCTION DOCUMENTS MAY NOT BE USED IN ANY OTHER PROJECT OTHER THAN THAT SPECIFICALLY INDICATED HEREIN WITHOUT THE EXPRESS WRITTEN CONSENT OF ADS. ALL RIGHTS RESERVED. UNPUBLISHED WORK. © COPYRIGHT 2022

BUILDER

OWNER & PROJECT LOCATION

MR. & MRS. DAN & KRISTIN VAN HOUSEN

12337 N. HAWTHORNE CT.

MEQUON, WI 53097

COMPLETION DATE	REVISIONS
FINAL-1 10/10/22 (ADS-ES)	FINAL-2 6/23/23 (ADS-ES)

DESIGNED BY	DRAWN BY	CHECKED
B. TOM	M.J.V.	B. TOM

ADS ARCHITECTURAL DEVELOPMENT SERVICES INC.
www.architecturaldevelopmentservices.com
150 NORTH SUNNY SLOPE RD STE 250
BROOKFIELD, WI 53005
(262) 787 - 1701

JOB NUMBER

171122-D

SHEET NO.

4 OF 8

FIRST FLOOR PLAN

SCALE: 1/4"=1'-0"

DETACHED GARAGE: 1,420 SQ.FT.
NEW COVD DECK: 393 SQ.FT.

NOTES:

- 10'-0" FIRST FL. GARAGE WALL HGT. ABV. STAND. TOP OF FOUND.
- WIN. NOTES:
  - ALL WINDOW NUMBERS INDICATE APPROX. FRAME SIZE (IN INCHES). 7'-6" R.O. WIN. HGT. ABV. TOP OF FOUND., EXCEPT WHERE NOTED.
  - ALL WIN. & DR. R.O. HGT'S. ARE +/-; VERIFY ACTUAL R.O. HGT'S. W/ WIN & DR. MANUF. A.D.J. AS REQUIRED SO WIN. & DR. R.O. HGT'S. MATCH.
- ALL WALL DIMENSIONS REFER TO FINISH WALL SIZES.
- ALL ANGLED DECKS SHOWN ARE 45 DEGREES

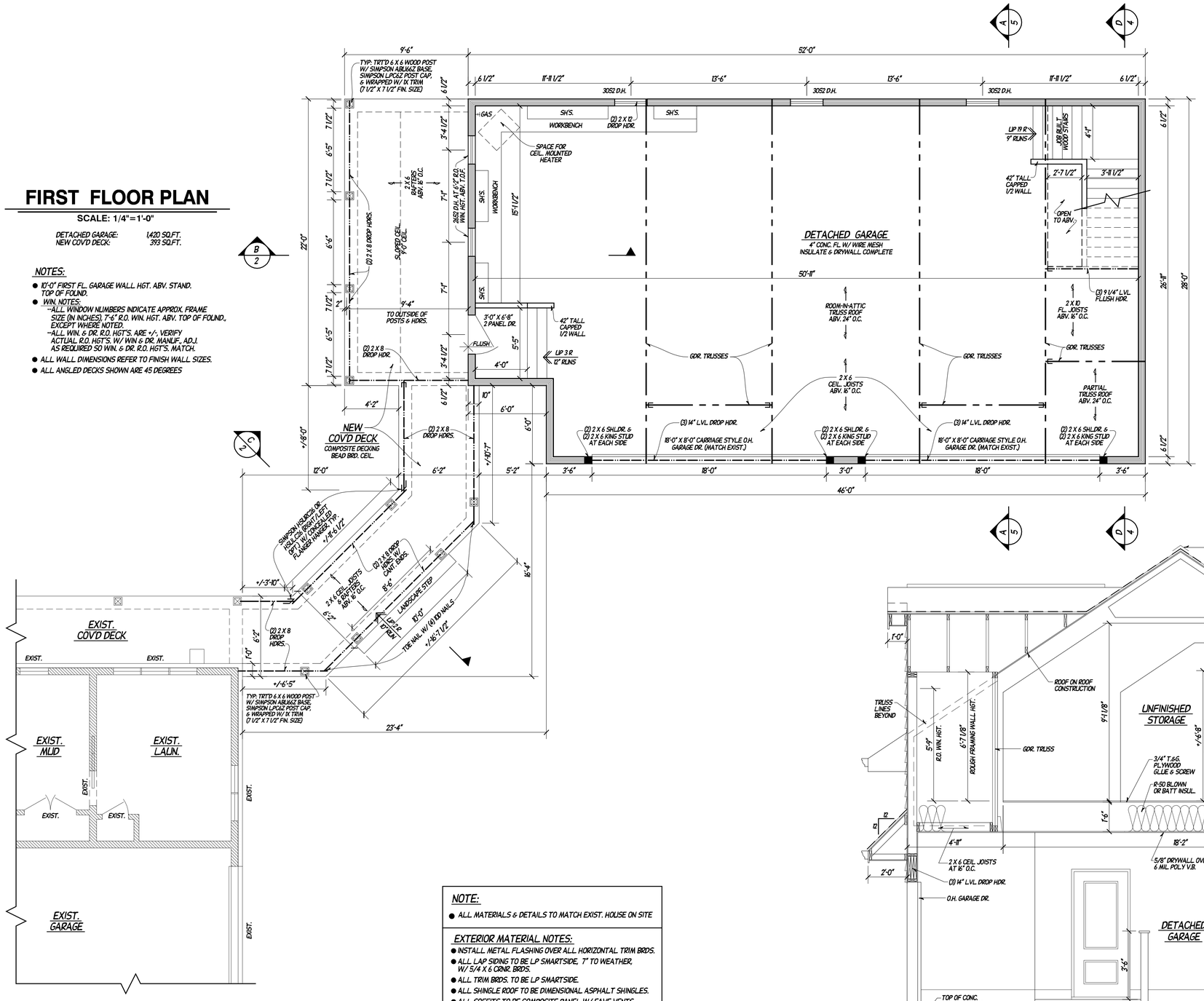

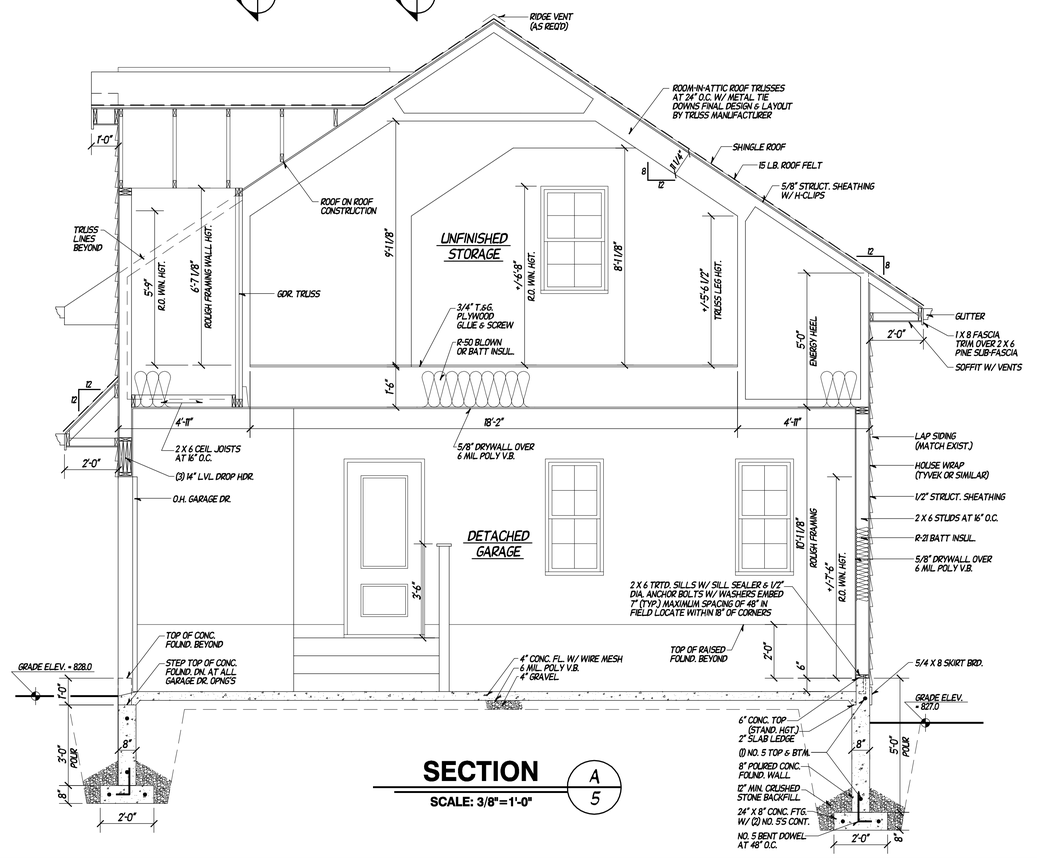

SECTION

SCALE: 3/8"=1'-0"

A 5

NOTE:

- ALL MATERIALS & DETAILS TO MATCH EXIST. HOUSE ON SITE

EXTERIOR MATERIAL NOTES:

- INSTALL METAL FLASHING OVER ALL HORIZONTAL TRIM BRDS.
- ALL LAP SIDING TO BE LP SMARTSIDE, 7" TO WEATHER, W/ 5/4 X 6 CRNR. BRDS.
- ALL TRIM BRDS. TO BE LP SMARTSIDE.
- ALL SHINGLE ROOF TO BE DIMENSIONAL ASPHALT SHINGLES.
- ALL SOFFITS TO BE COMPOSITE PANEL W/ EAVE VENTS.
- ALL EXTERIOR DECKING TO BE COMPOSITE.
- ALL GUTTERS TO BE SEAMLESS ALUMINUM.
- ALL EXTERIOR CEILINGS TO BE STAINED BEAD BRD.

CONC. FTG. DEPTH NOTE:

- STEP CONC. FTGS. DEEPER OR SHALLOWER AS REQ'D PER SITE SOIL CONDITIONS, DEPTH OF EXCAVATION, AND TO MAINTAIN MIN. 48" FROST PROTECTION FROM FINISHED GRADE.

THESE CONSTRUCTION DOCUMENTS ARE OFF INTERPRETATION IN PART OR WHOLE, ARE THE PROPERTY OF ADS INC. AND ARE NOT TO BE SOLD WITH RESPECT TO THIS PROJECT. ARCHITECTURAL, STRUCTURAL, MECHANICAL, ELECTRICAL, PLUMBING, AND OTHER STATUTORY, AND OTHER RESERVED RIGHTS, INCLUDING THE COPYRIGHTS THEREIN. NEITHER THESE CONSTRUCTION DOCUMENTS NOR THESE CONSTRUCTION DOCUMENTS SHALL NOT BE REPRODUCED OR USED IN WHOLE OR IN PART FOR ANY PURPOSE WHATSOEVER ON ANY OTHER PROJECT OTHER THAN THAT SPECIFICALLY INDICATED HEREIN WITHOUT THE EXPRESS WRITTEN PERMISSION OF ADS INC. COMPENSATION GIVEN TO ARCHITECTURAL DEVELOPMENT SERVICES INC. © COPYRIGHT 2022

BUILDER

OWNER & PROJECT LOCATION

MR. & MRS. DAN & KRISTIN VAN HOUSEN
12337 N. HAWTHORNE CT.
MEQUON, WI 53097

COMPLETION DATE	REVISIONS
FINAL-1 10/10/22 (ADS-JS)	FINAL-2 6/23/23 (ADS-JS)

DESIGNED BY	DRAWN BY	CHECKED
B. TOM	M.J.V.	B. TOM

ADS ARCHITECTURAL DEVELOPMENT SERVICES INC.
www.architecturaldevelopmentservices.com
150 NORTH SUNNY SLOPE RD STE 250
BROOKFIELD, WI 53005
(262) 787 - 1701

JOB NUMBER
17122-D

SHEET NO.
5 OF 8

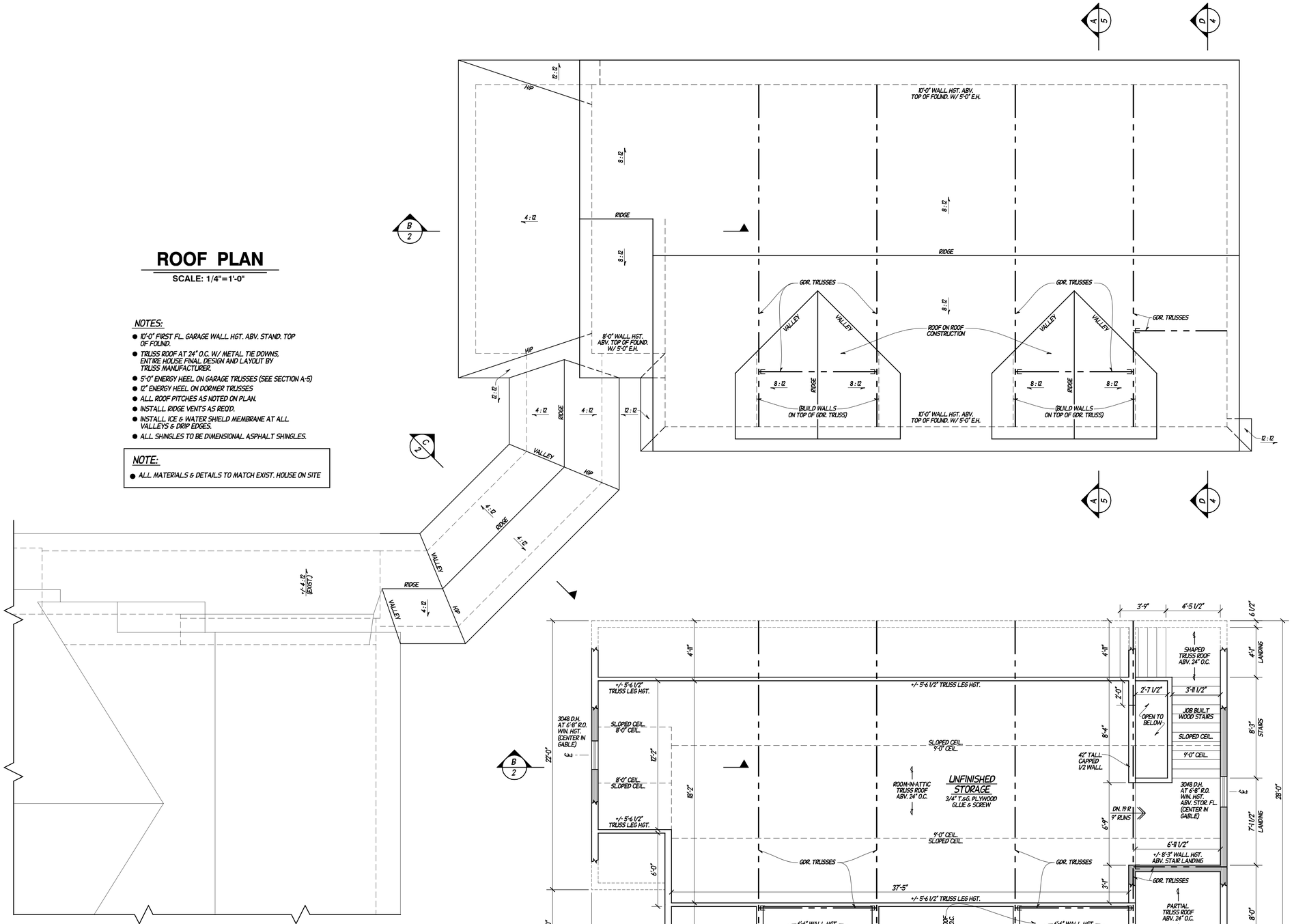

ROOF PLAN

SCALE: 1/4"=1'-0"

NOTES:

- 10'-0" FIRST FL. GARAGE WALL HGT. ABV. STAND. TOP OF FOUND.
- TRUSS ROOF AT 24" O.C. W/ METAL TIE DOWNS, ENTIRE HOUSE FINAL DESIGN AND LAYOUT BY TRUSS MANUFACTURER.
- 5'-0" ENERGY HEEL ON GARAGE TRUSSES (SEE SECTION A-5)
- 12" ENERGY HEEL ON DORMER TRUSSES
- ALL ROOF PITCHES AS NOTED ON PLAN.
- INSTALL RIDGE VENTS AS REQ'D.
- INSTALL ICE & WATER SHIELD MEMBRANE AT ALL VALLEYS & DRIP EDGES.
- ALL SHINGLES TO BE DIMENSIONAL ASPHALT SHINGLES.

NOTE:

- ALL MATERIALS & DETAILS TO MATCH EXIST. HOUSE ON SITE

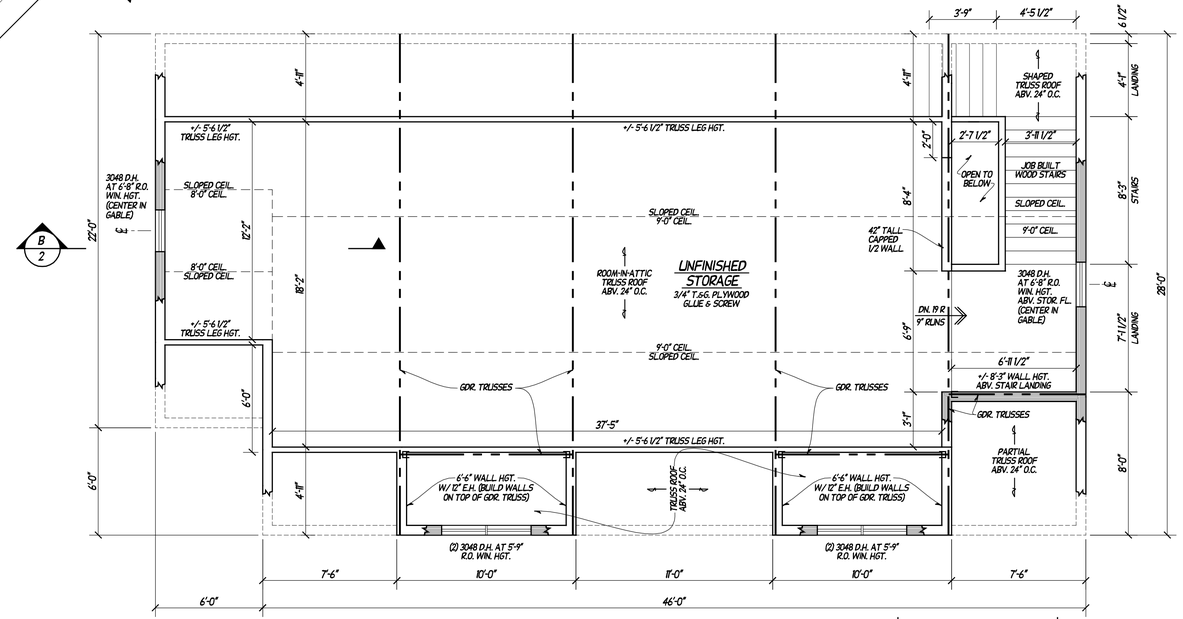

SECOND FLOOR PLAN

SCALE: 1/4"=1'-0"

UNFINISHED STORAGE: 798 SQ.FT.

THESE CONSTRUCTION DOCUMENTS AND ANY REPRODUCTION IN WHOLE OR IN PART ARE INSTRUMENTS OF SERVICE FOR USE SOLELY WITH RESPECT TO THIS PROJECT. ARCHITECTURAL DEVELOPMENT SERVICES INC. SHALL RETAIN ALL COMMON LAW, STATUTORY, AND OTHER RESERVED RIGHTS, INCLUDING THE COPYRIGHT, UNLESS OTHERWISE AGREED UPON IN WRITING. THESE CONSTRUCTION DOCUMENTS SHALL NOT BE REPRODUCED OR CONVEYED IN ANY MANNER NOR ARE THEY TO BE USED ON ANY OTHER PROJECT OTHER THAN THAT SPECIFICALLY INDICATED HEREIN WITHOUT WRITTEN PERMISSION FROM AND DUE COMPENSATION GIVEN TO ARCHITECTURAL DEVELOPMENT SERVICES INC. © COPYRIGHT 2022

BUILDER

OWNER & PROJECT LOCATION

MR. & MRS. DAN & KRISTIN VAN HOUSEN
13337 N. HAWTHORNE CT.
MEQUON, WI 53097

COMPLETION DATE	FINAL-1 10/10/22 (ADS-15)
REVISIONS	FINAL-2 6/23/23 (ADS-15)
DESIGNED BY	B. TOM
DRAWN BY	M.J.V.
CHECKED	B. TOM

ADS ARCHITECTURAL DEVELOPMENT SERVICES INC.
www.architecturaldevelopmentservices.com
150 NORTH SUNNY SLOPE RD STE 250
BROOKFIELD, WI 53005
(262) 787 - 1701

JOB NUMBER
171122-D

SHEET NO.
6 OF 8

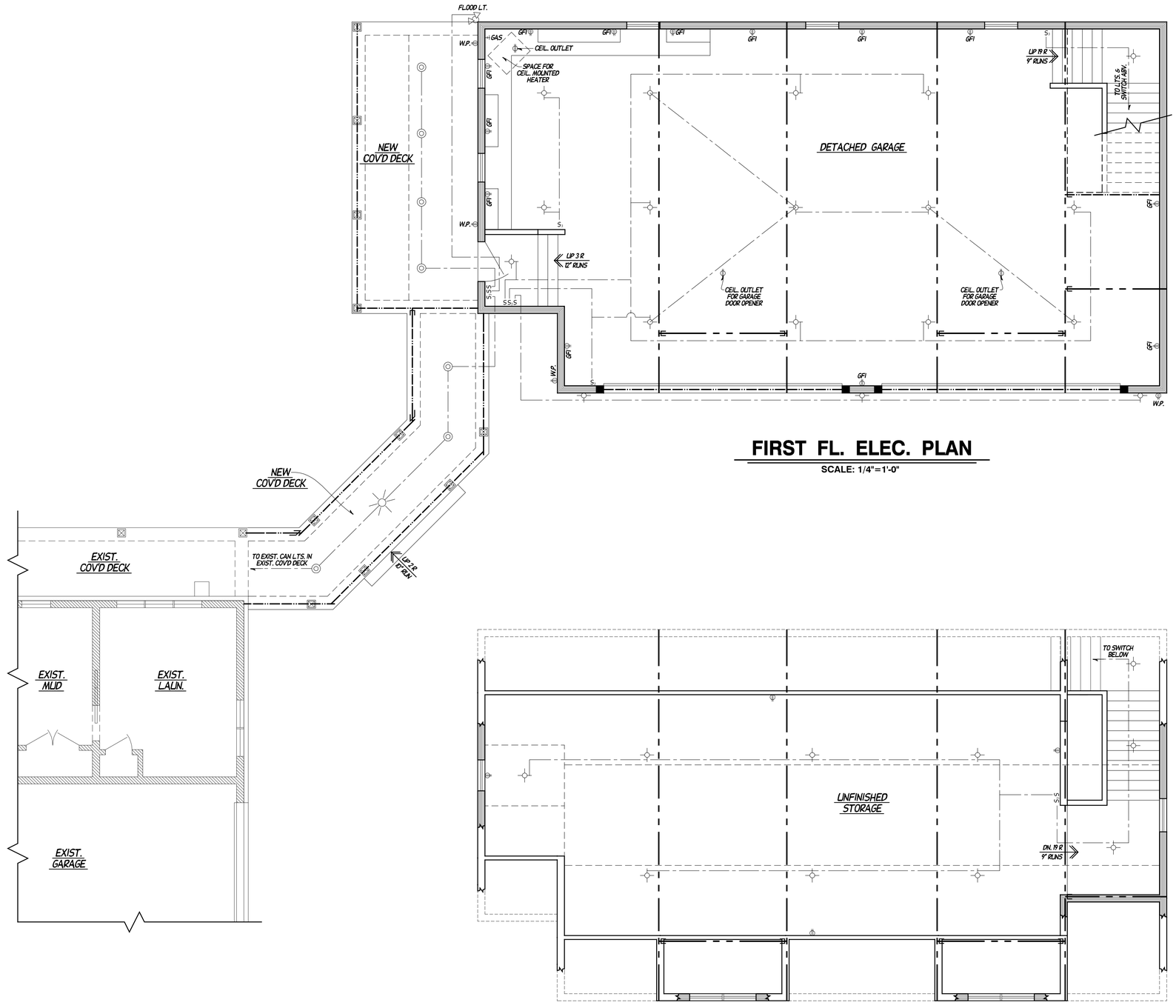

FIRST FL. ELEC. PLAN

SCALE: 1/4"=1'-0"

SECOND FL. ELEC. PLAN

SCALE: 1/4"=1'-0"

S	STANDARD SWITCH
S_3	3 - WAY SWITCH
	STANDARD OUTLET
GFI	GFCI PROTECTED OUTLET
W.P.	WEATHER PROTECTED OUTLET
	HANGING / CEIL. MOUNTED LIGHT FIXTURE
	WALL MOUNTED LIGHT FIXTURE
	RECESSED CAN LIGHT
	CHANDELIER

ELECTRICAL DISCLAIMER:

ELECTRICAL PLAN IS FOR PRELIMINARY DESIGN PURPOSES ONLY. ELECTRICAL CONTRACTOR IS TO REVIEW & MAKE MODIFICATIONS AS REQUIRED FOR ELECTRICAL CODE COMPLIANCE.

ALL ELECTRICAL TO BE VERIFIED IN FIELD WITH OWNERS PRIOR TO INSTALLATION

THESE CONSTRUCTION DOCUMENTS ARE OFF INTERPRETATION IN WHOLE OR IN PART, IS THE PROPERTY OF ADS ARCHITECTURAL DEVELOPMENT SERVICES INC. AND WAS CREATED AND DEVELOPED FOR USE ON THIS PROJECT. ARCHITECTURAL DESIGNS, PLANS, AND OTHER RESERVED RIGHTS, INCLUDING THE COPYRIGHT, ARE AND REMAIN THE EXCLUSIVE PROPERTY OF ADS. THESE CONSTRUCTION DOCUMENTS SHALL NOT BE REPRODUCED OR CHANGED OR ASSIGNED TO ANY THIRD PARTY, OR USED IN ANY OTHER PROJECT OTHER THAN THAT SPECIFICALLY INDICATED WITHOUT THE EXPRESS WRITTEN PERMISSION OF ADS. ALL RIGHTS ARE RESERVED UNDER THE U.S. COPYRIGHT LAWS AND INTERNATIONAL COMPENSATION GIVEN TO ARCHITECTURAL DEVELOPMENT SERVICES INC. © COPYRIGHT 2022

BUILDER

OWNER & PROJECT LOCATION

MR. & MRS. DAN & KRISTIN VAN HOUSEN

12337 N. HAWTHORNE CT.

MEQUON, WI 53097

COMPLETION DATE	FINAL-1 10/10/22 (ADS-IS)
REVISIONS	FINAL-2 6/23/23 (ADS-IS)
DESIGNED BY	B. TOM
DRAWN BY	M.J.V.
CHECKED	B. TOM

ADS ARCHITECTURAL DEVELOPMENT SERVICES INC.
www.architecturaldevelopmentservices.com
150 NORTH SUNNY SLOPE RD STE 250
BROOKFIELD, WI 53005
(262) 787 - 1701

JOB NUMBER

171122-D

SHEET NO.

7 OF 8

NOTE: ALL WALL BRACING REQUIREMENTS DERIVED FROM 2012 IRC: R602.10

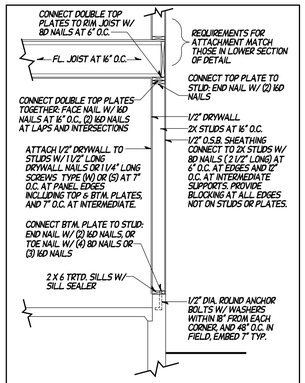

EXTERIOR BRACING PANEL DETAIL

A/8

SCALE: 3/8"=1'-0"

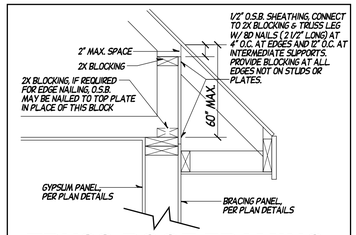

TRUSS ROOF FRAMING CONNECTION DETAIL

SCALE: 1"=1'-0"

AT ALL EXTERIOR BRACING PANEL LOCATIONS

NOTE: THIS DETAIL IS NOT REQUIRED AT PANELS:
- WHEN ENERGY HEELS ARE 9 1/4" OR LESS.
- WHEN TRUSSES RUN PARALLEL TO PANEL.

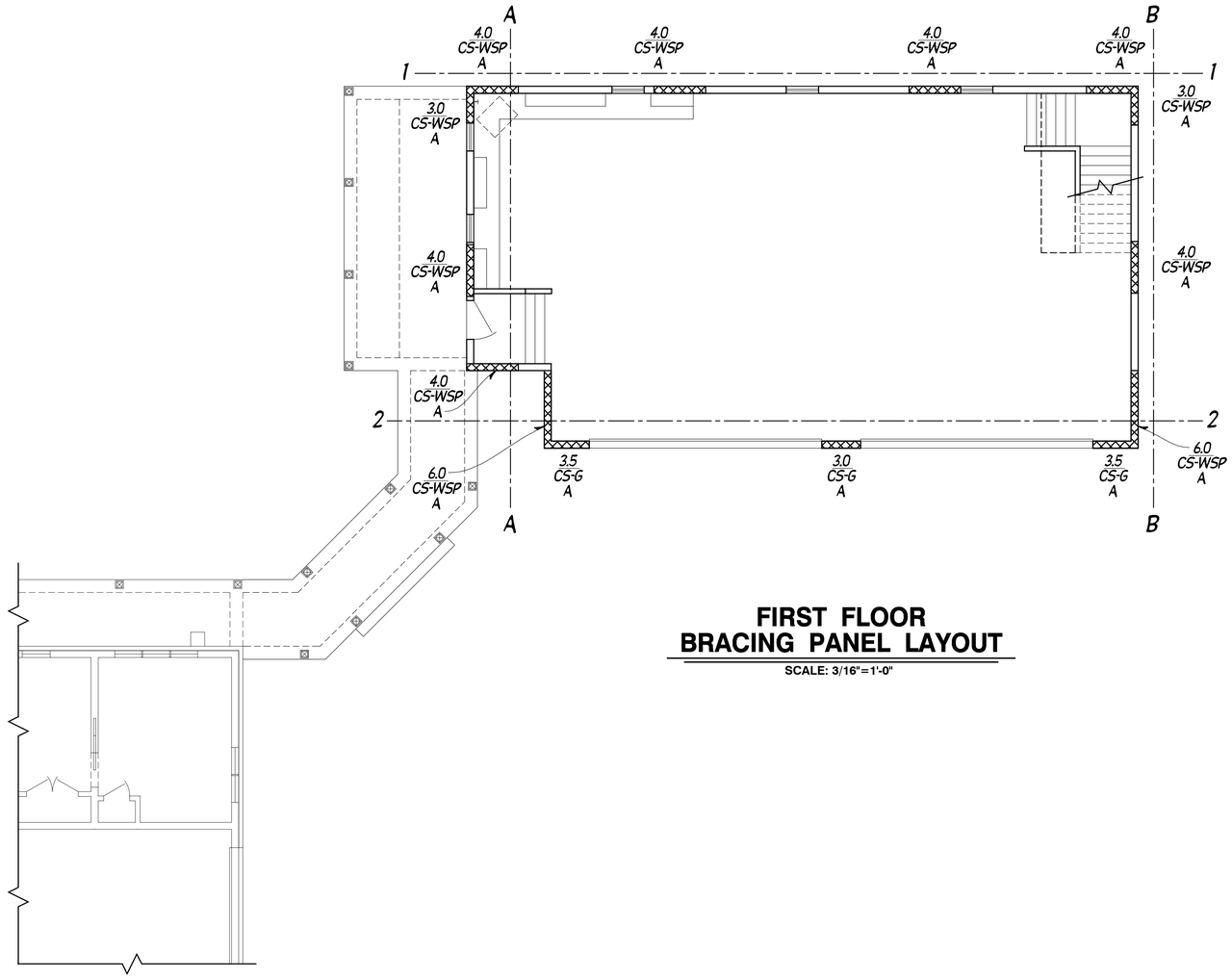

FIRST FLOOR BRACING PANEL LAYOUT

SCALE: 3/16"=1'-0"

WALL BRACING NOTES:

- ALL DESIGNATED EXTERIOR WALL BRACING PANEL LOCATIONS: BLOCKING MUST BE PROVIDED BETWEEN STUDS WHERE HORIZONTAL SEAMS ARE PRESENT AS TO ALLOW FOR PROPER NAILING AT ALL EDGES.
- USE ROOF FRAMING CONNECTION DETAIL AT ALL APPLICABLE LOCATIONS.
- ALL WALL BRACING REQUIREMENTS DERIVED FROM 2012 IRC: R602.10

WALL BRACING LEGEND:

——— – – ———	= DESIGNATED WALL BRACING LINE
▨	= WALL BRACING PANEL
XX	= BRACING PANEL LENGTH IN FEET (MINIMUM)
XX	= SHEATHING METHOD
X	= PANEL DETAIL
BRACING PANEL LENGTH =	REQUIRED MIN. LENGTH OF BRACING PANEL, IN FEET. (PER TABLE R602.10.3(1)) EACH PANEL END MUST BE ON A FULL HGT. STUD, LENGTHEN PANEL AS REQ'D.
SHEATHING METHOD =	METHOD USED TO DETERMINE REQ'D PANEL AMOUNTS, LOCATIONS & LENGTHS: (PER TABLE R602.10.4) CS-WSP = CONTINUOUSLY SHEATHED WOOD STRUCTURAL PANEL CS-G = CONTINUOUSLY SHEATHED WOOD STRUCTURAL PANEL ADJACENT TO GARAGE OPENINGS.
PANEL DETAIL =	REFERS TO CONSTRUCTION DETAIL FOR INDICATED STRUCTURAL WALL PANEL: A = SEE DETAIL A-8

NOTE: CALL LETTERS & NUMBERS ON THIS PAGE REFERENCE THIS PAGE ONLY AND DO NOT CORRESPOND TO OTHER PAGES OF THIS PLAN.

THESE CONSTRUCTION DOCUMENTS ARE NOT REPRODUCTION READY. A.D.S. MAKES NO WARRANTIES, EXPRESS OR IMPLIED, WITH RESPECT TO THIS PROJECT. ARCHITECTURAL DESIGNS, DRAWINGS, SPECIFICATIONS AND COMPUTER FILES ARE STATUTORY AND OTHER RESERVED RIGHTS, INCLUDING THE COPYRIGHT, OF ARCHITECTURAL DEVELOPMENT SERVICES INC. THESE CONSTRUCTION DOCUMENTS SHALL NOT BE REPRODUCED OR ASSIGNED TO ANY THIRD PARTY WITHOUT FIRST OBTAINING THE EXPRESS WRITTEN PERMISSION AND CONSENT OF A.D.S. INC. ANY UNAUTHORIZED USE OF THESE PLANS IS AT THE USER'S SOLE RISK AND WITHOUT LIABILITY TO ARCHITECTURAL DEVELOPMENT SERVICES INC. © COPYRIGHT 2022

BUILDER

OWNER & PROJECT LOCATION

MR. & MRS. DAN & KRISTIN VAN HOUSEN
12337 N. HAWTHORNE CT.
MEQUON, WI 53097

COMPLETION DATE	REVISIONS
FINAL-1 10/10/22 (ADS-IE)	FINAL-2 6/23/23 (ADS-IE)

DESIGNED BY	DRAWN BY	CHECKED
B. TOM	M.J.V.	B. TOM

ARCHITECTURAL DEVELOPMENT SERVICES INC.
A.D.S.
www.architecturaldevelopmentservices.com
150 NORTH SUNNY SLOPE RD STE 250
BROOKFIELD, WI 53005
(262) 787 - 1701

JOB NUMBER

T11122-D

SHEET NO.

8 OF 8

11333 N. Cedarburg Road
Mequon, WI 53092-1930
Phone: 262/236-2914
Fax: 262/242-9655

www.cityofmequonwi.gov **Inspections**

TO: **Architectural Board**
FROM: **Karen Heil, Administrative Assistant**
DATE: **April 13, 2026**
SUBJECT: **Lance & Karin Severson**
Pool House/2-Car Detached Garage Addition at 5417 W. Parkview Drive
Subdivision: Mequon County Estates
Contractor: Coach House Homes / Architect: Racinowski Design Studio
District 2 - 6:35 pm

Attachments:
Statement of Intent, Plans, Pictures & Site Plan

RACINOWSKI
DESIGN STUDIO

7360 N. SENECA ROAD, FOX POINT, WI 53217
414-587-0595 jr@racydesign.com

Date
03/23/2026

To
Mequon Architectural Review Board

Statement of Intent

Detached Storage and Pool House
5417 W Parkview Drive

1. Original house is designed by architect Russell Barr Williamson as a tri-level with garage at the lowest level of the home on the west side.

2. We are proposing a **2 story detached structure**, with upper level functioning as the pool house and lower level as storage (2 cars).

3. We will also be adding an in-ground pool next to the pool house in the backyard and extending concrete patios around it.

4. We will need to dig out the west portion of yard where it currently slopes up from the driveway towards the backyard, and provide new retaining walls to allow the driveway to extend back to the new building.

5. The soaring shed roof of the pool house deliberately mimics the existing house shed roof (at front facade) that RB Williamson is known for stylistically.

6. The new siding will be composite vertical nickel-gap shiplap. This will be similar to but not replicate the pecky-cypress existing siding, which is impossible to source now. We will also introduce a wood-look siding as an accent element on the new structure that will complement the natural stone and dark grey colors on the house. Stone will match existing as close as possible.

7. The new roof material is standing seam metal, which will not be visible from the ground. The roof slope, like the existing house shed roof, is too low to use asphalt shingles under warranty.

RACINOWSKI
DESIGN STUDIO

Project Team

DESIGNER
Racinowski Design Studio
7360 North Seneca Road
Fox Point, WI 53217
(414) 587-0595
jr@racydesign.com
www.racydesign.com

CLIENT / OWNER:
Lance and Karin Severson
5417 W. Parkview Drive
Mequon, WI 53092

GENERAL CONTRACTOR
Coach House Homes
W63 N671, Washington Ave
Cedarburg, WI 53012
(262) 421-8464
kate@coachhousehomes.com
info@coachhousehomes.com

STRUCTURAL ENGINEER
BLODGETT ENGINEERING LLC
W169 N10815 Redwood Lane
Germantown, WI 53022
blodgetteng@wi.rr.com
(262) 293-9923

© 2026 Justin Racinowski Design LLC, DBA Racinowski Design Studio. This design document was produced for the project owner only. It cannot be reproduced or modified unless permission is granted by Justin Racinowski Design LLC.

Dimensions and measurements are approximate and for illustrative purposes only. The contractor shall independently verify all project measurements and existing conditions according to the contract documents. The contractor shall report any discrepancies or inconsistencies to the designer immediately, prior to commencing the associated work, so that any required remedial work can be performed.
Justin Racinowski Design LLC shall not be liable for work not in accordance with the contract documents, including where the contractor has failed to comply with the above statement.

Abbreviations

@	AT
ADJ	ADJUSTABLE
AFF	ABOVE FINISHED FLOOR
BL	BRICK LEDGE
BITUM	BITUMINOUS
BLDG	BUILDING
BRG	BEARING
C	CONDUIT
CAB	CABINET
CH	COAT HOOK
CJ	CONTROL JOINT
CPT	CARPET LINE
CL	CENTER LINE
CLG	CEILING
CL.	CLOSET
CMU	CONCRETE MASONRY
COL	COLUMN
CONC	CONCRETE
CONTR	CONTRACTOR
CTR	COUNTER
DS	DOWNSPOUT
DTL	DETAIL
DWG	DRAWING
ELEV	ELEVATION
ELEC	ELECTRIC
EQUIP	EQUIPMENT
EXIST	EXISTING
FD	FLOOR DRAIN
FIN	FINISHED
FLR	FLOOR
FNDTN	FOUNDATION
GA	GAUGE
GALV	GALVANIZED
GYP BRD	GYPSUM BOARD
HC	HANDICAPPED
HDR	HEADER
HR	HOUR
HT	HEIGHT
HVAC	HEATING, VENTILATING & AIR CONDITIONING
INSUL	INSULATION
INT	INTERIOR
LAV	LAVATORY
MECH	MECHANICAL
MFGR	MANUFACTURER
MO	MASONRY OPENING
MTD	MOUNTED
NIC	NOT IN CONTRACT
O.C.	ON CENTER
O.D.	OUTSIDE DIAMETER
PNT	PAINT
R.C.	ROOF CONDUCTOR
R.D.	ROOF DRAIN
REF	REFRIGERATOR
RI	ROUGH IN
RO	ROUGH OPENING
SAN	SANITARY SEWER
SH	SHELF
ST	STORM SEWER
STL	STEEL
STR	STRUCTURAL
SS	STAINLESS STEEL
SUSP	SUSPENDED
T/C	TOP OF CONCRETE
T/S	TOP OF STEEL
TLT	TOILET
TYP	TYPICAL
UL	UNDERWRITER'S LABORATORY
UNO	UNLESS NOTED OTHERWISE
V.I.F.	VERIFY IN FIELD
W/	WITH
WC	WATER CLOSET

PROJECT INFO / LOCATION:

The Severson Residence
Detached Storage and Pool House

5417 West Parkview Drive, Mequon, WI 53092

Map

Sheet Index

A0.1	Site Plan Demolition
A0.2	Survey, Site and Grading Plan
A0.3	Site and Grading Plan Enlarged
A1.0	Structural Notes
A1.1	Foundation & Structural Plans
A1.2	Finish Basement Plan
A1.3	Floor Plans
A1.4	Electrical Plans
A2.0	Site Photos
A2.1	Exterior Renderings
A2.2	Exterior Renderings
A3.0	Exterior Elevations
A4.0	Building Sections
A4.1	Building Sections

RACINOWSKI
DESIGN
STUDIO

7360 NORTH SENECA ROAD
FOX POINT, WI 53217
T: (414) 587-0595
E: jr@racydesign.com
W: www.racydesign.com

© 2025 Justin Racinowski Design LLC. Use, modification, or reproduction of this design document is not permitted unless permission is granted by Justin Racinowski Design, who shall retain all common law, statutory and other reserved rights, including the copyright.

The contractor shall independently verify all project measurements and existing conditions according to the contract documents. The contractor shall report any discrepancies or inconsistencies to the designer immediately, prior to commencing the associated work, so that any required remedial work can be performed.

CLIENT / OWNER:
Lance and Karin Severson
5417 W. Parkview Drive
Mequon, WI 53092

GENERAL CONTRACTOR
Coach House Homes
W63 N671, Washington Ave
Cedarburg, WI 53012
(262) 421-8464
kate@coachhousehomes.com
info@coachhousehomes.com

STRUCTURAL ENGINEER
BLODGETT ENGINEERING LLC
W169 N10815 Redwood Lane
Germantown, WI 53022
blodgetteng@wi.rr.com
(262) 293-9923

PROJECT INFO / LOCATION:
The Severson Residence
Detached Storage / Pool House
5417 West Parkview Drive, Mequon, WI 53092

DATE:
3/23/2026

REVISIONS:
1
2

SHEET TITLE:

TITLE SHEET

PERMIT SET

SHEET: 36X24

A0.0

Existing concrete driveway

existing stone walk

retaining wall to remain

Existing Residence
2,247 s.f.

26'-3

P

E

Remove stone walls
(not reused)

Remove stone steps
SAVE for reuse
(confirm with owners)

steps

Remove stone walls
(not reused)

stone walk

Remove trees

Remove bluestone sidewalk
and SAVE (confirm with
owners)

Existing trees to remain

metal trellis

Carefully disassemble metal trellis, to be moved to new location on-site and reconstructed (store towards the south end of property away from construction)

Remove all foliage around metal trellis area

Existing Bluestone patio to remain

Existing Wood Deck to remain

Exist. wood site wall to remain

approx 4'-10"

approx 6'-10"

approx 12'-0"

approx 2'-4"

approx 4'-2"

Remove bushes

Existing tree to remain

CONSULT WITH OWNERS for which foliage should be saved and re-planted

Remove portion of bluestone patio and concrete base, and SAVE bluestone for re-use

Remove bushes around deck, south and west sides only

Carefully dissasemble corner of existing wood deck, save decking material for reuse

1 SITE PLAN ENLARGED
Scale: 1" = 1/4"

RACINOWSKI DESIGN STUDIO

7360 NORTH SENECA ROAD
FOX POINT, WI 53217
T: (414) 587-0595
E: jr@racydesign.com
W: www.racydesign.com

© 2025 Justin Racinowski Design LLC. Use, modification, or reproduction of this design document is not permitted unless permission is granted by Justin Racinowski Design, who shall retain all common law, statutory and other reserved rights, including the copyright.

The contractor shall independently verify all project measurements and existing conditions according to the contract documents. The contractor shall report any discrepancies or inconsistencies to the designer immediately, prior to commencing the associated work, so that any required remedial work can be performed.

CLIENT / OWNER:
Lance and Karin Severson
5417 W. Parkview Drive
Mequon, WI 53092

GENERAL CONTRACTOR
Coach House Homes
W63 N671, Washington Ave
Cedarburg, WI 53012
(262) 421-8464
kate@coachhousehomes.com
info@coachhousehomes.com

STRUCTURAL ENGINEER
BLODGETT ENGINEERING LLC
W169 N10815 Redwood Lane
Germantown, WI 53022
blodgetteng@wi.rr.com
(262) 293-9923

PROJECT INFO / LOCATION:
The Severson Residence
Detached Storage / Pool House
5417 West Parkview Drive, Mequon, WI 53092

DATE:
3/23/2026

REVISIONS:
1
2

SHEET TITLE:
Site Plan
DEMO

PERMIT SET

SHEET: 36X24

A0.1

Plat of Survey

Lot 70, Mequon County Estates Subdivision, in the Southwest 1/4 of Section 23, Township 9 North, Range 21 East, in the City of Mequon, Ozaukee County, State of Wisconsin

PREPARED FOR: Lance and Karin Severson
ADDRESS: 5417 West Parkview Drive, Mequon, WI 53092
TAX KEY: 14-073-0070.00
AREA: 46,482 sq.ft. / 1.06708 acres ±

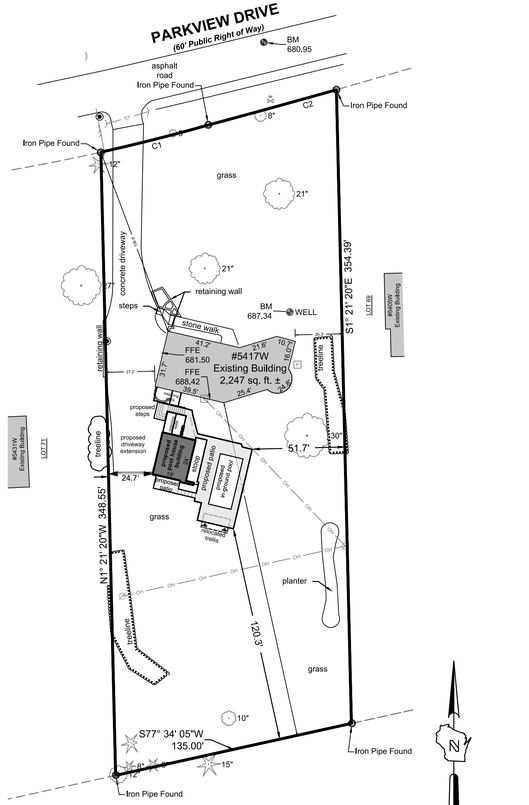

I, Kevin A. Slottke, Professional Land Surveyor, certify that I have surveyed the above described property, to the best of my knowledge and ability, and that the map shown hereon is a true representation thereof and shows the size and location of the property, it's exterior boundaries, the location of all visible structures thereon, boundary fences, apparent easements, roadways and encroachments, if any.

WISCONSIN KEVIN A SLOTTKE S-2503 MILWAUKEE, WI LAND SURVEYOR

Kevin A. Slottke, P.L.S. 2503 — DATE: September 8, 2025 revised March 20, 2026

THE SIGMA GROUP
Design Innovation Integrity
www.thesigmagroup.com
1300 West Canal Street
Milwaukee, WI 53233
Phone: 414-643-4200
Fax: 414-643-4210

Curve Table					
Curve #	Length	Radius	Delta	Chord Direction	Chord Length
C1	61.93	1111.05	3.19	N75° 48' 54"E	61.92
C2	74.30	5469.85	0.78	N74° 36' 26"E	74.30

PROJECT NUMBER: 24420
DRAFTED BY: Kenneth M. Araya

APPLICABLE ZONING INFORMATION:

DISTRICT: R-4 residential
PARCEL #: 14073007000
ADRRESS: 5417 W. Parkview Drive, Mequon, WI 53092

Sec. 58-247. - Permitted accessory uses in residential districts.
(c) Detached storage structures. In addition to any permissible garages, a single detached storage shall be permitted in the following zoning districts subject to the following conditions:

(2) On any property zoned R-1B through R-5 subject to the following conditions:
*b. **A detached storage structure** shall not exceed **one percent** of the lesser of (a) five acres or (b) the area of the property if the property **is not divisible** in the current zoning district or, if it is divisible, the zoning district's minimum lot size.*

Actual acres: 1.0680 = 46,522 sf
1% = 465 s.f. max storage structure

Sec. 58-249. - Technical requirements of residential districts.
MINIMUM LOT SIZE for R-4: .75 acres
Actual 1.06acres = not divisible

LOCAL STREET SETBACK: 50'
MIN. BUILDING OFFSETS: 20' (side and rear)

MAXIMUM BUILDING HT of accessory structures: 15'
Actual 19'-3.75" see "d. increase permitted"

MAXIMUM LOT COVERAGE: 15%
Actual house 2,247s.f.
Actual NEW Storage 465s.f.
Total 2,712s.f. = **5.8%**

Sec. 58-418. - Height regulations.
*(d) Increase permitted. The maximum height of any structure may be increased up to ten feet if offset and setbacks are increased by **one foot** for each **additional foot of structural height** exceeding the standard district requirement.*

Actual side offset 24'-4" = 4'-4" additional permitted height or **19'-4" tall max.**

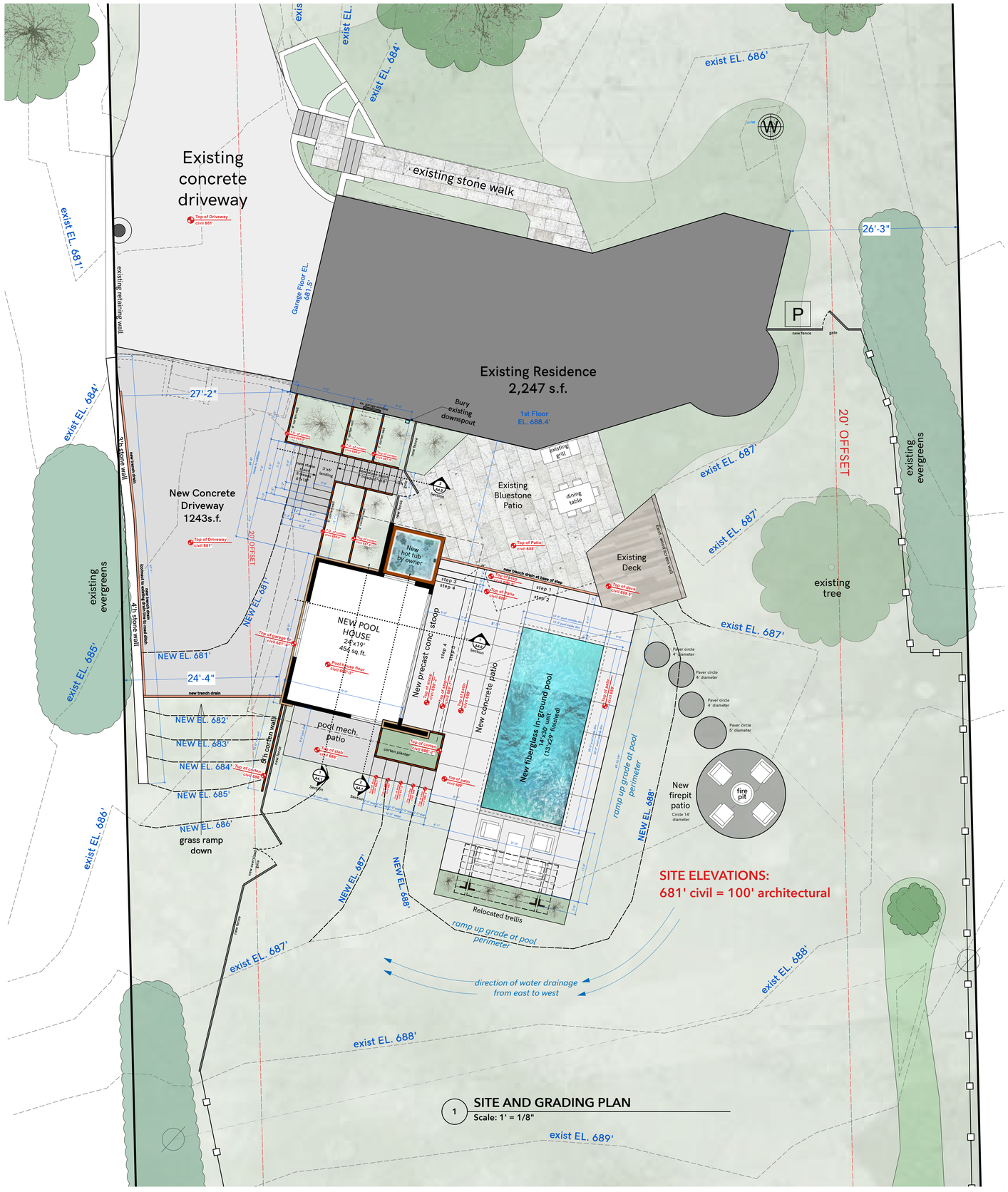

RACINOWSKI DESIGN STUDIO
7360 NORTH SENECA ROAD
FOX POINT, WI 53217
T: (414) 587-0595
E: jr@racydesign.com
W: www.racydesign.com

© 2025 Justin Racinowski Design LLC. Use, modification, or reproduction of this design document is not permitted unless permission is granted by Justin Racinowski Design, who shall retain all common law, statutory and other reserved rights, including the copyright.

The contractor shall independently verify all project measurements and existing conditions according to the contract documents. The contractor shall report any discrepancies or inconsistencies to the designer immediately, prior to commencing the associated work, so that any required remedial work can be performed.

CLIENT / OWNER:
Lance and Karin Severson
5417 W. Parkview Drive
Mequon, WI 53092

GENERAL CONTRACTOR
Coach House Homes
W63 N671, Washington Ave
Cedarburg, WI 53012
(262) 421-8464
kate@coachhousehomes.com
info@coachhousehomes.com

STRUCTURAL ENGINEER
BLODGETT ENGINEERING LLC
W169 N10815 Redwood Lane
Germantown, WI 53022
blodgetteng@wi.rr.com
(262) 293-9923

PROJECT INFO / LOCATION:
The Severson Residence
Detached Storage / Pool House
5417 West Parkview Drive, Mequon, WI 53092

DATE:
3/23/2026

REVISIONS:
1
2

SHEET TITLE:
New Site and Grading Plan

PERMIT SET

SHEET: 36X24

A0.2

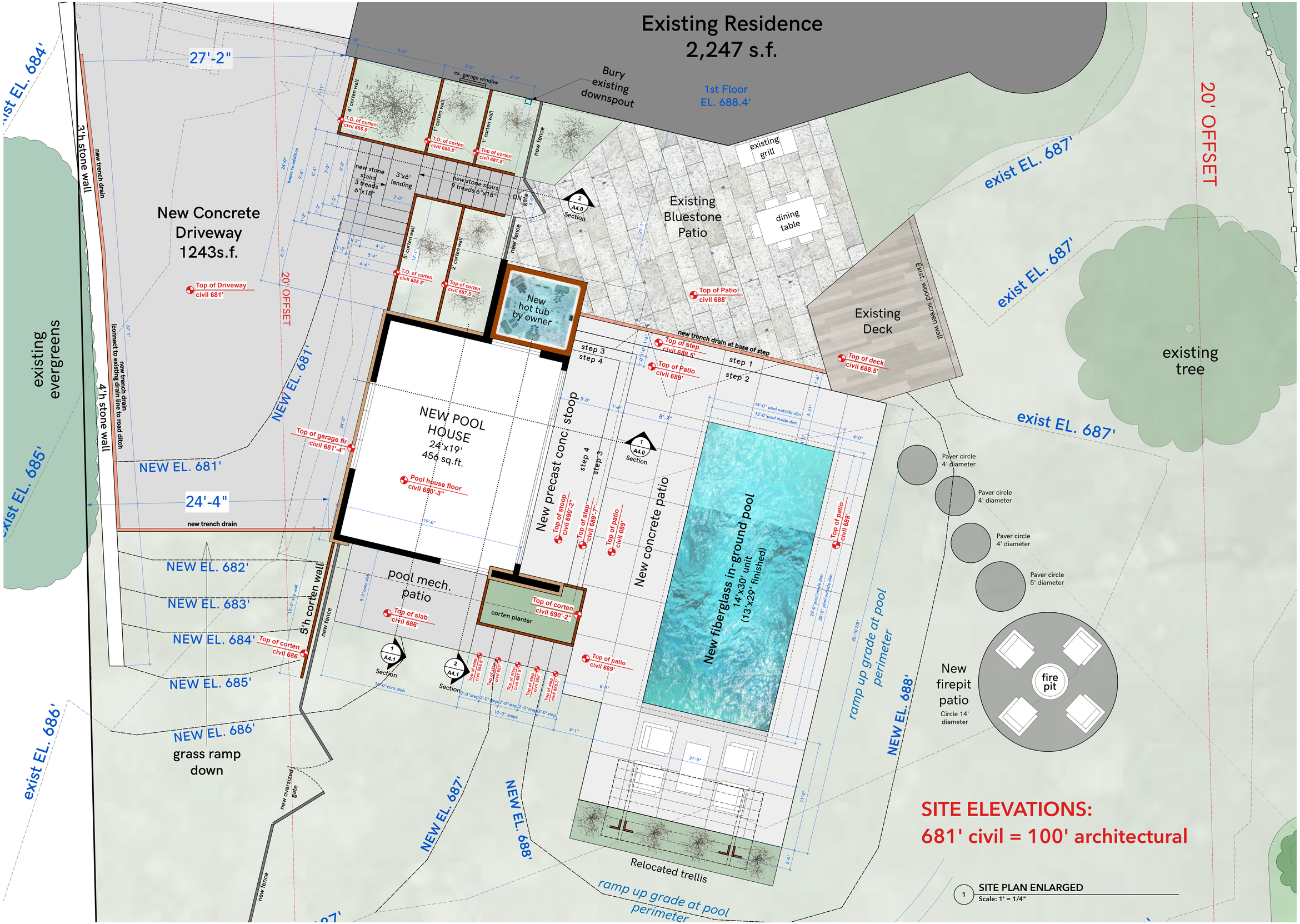

1 SITE PLAN ENLARGED
Scale: 1' = 1/4"

RACINOWSKI DESIGN STUDIO
7360 NORTH SENECA ROAD
FOX POINT, WI 53217
T: (414) 587-0595
E: jr@racydesign.com
W: www.racydesign.com

© 2025 Justin Racinowski Design LLC. Use, modification, or reproduction of this design document is not permitted unless permission is granted by Justin Racinowski Design, who shall retain all common law, statutory and other reserved rights, including the copyright.

The contractor shall independently verify all project measurements and existing conditions according to the contract documents. The contractor shall report any discrepancies or inconsistencies to the designer immediately, prior to commencing the associated work, so that any required remedial work can be performed.

CLIENT / OWNER:
Lance and Karin Severson
5417 W. Parkview Drive
Mequon, WI 53092

GENERAL CONTRACTOR
Coach House Homes
W63 N671, Washington Ave
Cedarburg, WI 53012
(262) 421-8464
kate@coachhousehomes.com
info@coachhousehomes.com

STRUCTURAL ENGINEER
BLODGETT ENGINEERING LLC
W169 N10815 Redwood Lane
Germantown, WI 53022
blodgetteng@wi.rr.com
(262) 293-9923

PROJECT INFO / LOCATION:
The Severson Residence
Detached Storage / Pool House
5417 West Parkview Drive, Mequon, WI 53092

DATE:
3/23/2026

REVISIONS:
1
2

SHEET TITLE:
New Site and Grading Plan Enlarged

PERMIT SET

SHEET: 36X24

A0.3

Prepared by:

BLODGETT
Engineering, LLC
W169 N10815 Redwood Lane
Germantown, WI 53022
262-293-9923
blodgettengl@wi.rr.com

WISCONSIN — MICHAEL E. BLODGETT — E-36475 — GERMANTOWN — ENGINEER

3/4/2026

The attached structural design is limited to the specific elements calculated and detailed. Any other construction shall be completed in compliance with WI SPS building codes, the IEBC or the IRC requirements

Wall Bracing Compliance Worksheet

Complete this worksheet or provide equivalent information on the plans submitted with the permit application.

Sketch and dimension the building plan and the wall bracing rectangle(s) per 321.25(8)(c)1. and Figure 321.25-B. Provide and label additional sketches if the building plan/rectangles change at different floor levels.



	Req'd	Provided	
E	4'	≥ 0 →	use: Steel Moment Frame
W	4'	≤ 15'	use: CS-WSP
N	4'	≤ 15'	
S	4'	≤ 15'	

Indicate applicable Wall Bracing Method for each level (see Table 321.25-G), each labeled rectangle if more than one [see 321.25(8)(c)], and amount of bracing (# of braced panels or length of braced wall required) per the respective table (provide additional worksheets for additional rectangles as needed):

Rectangle: A Wall Ht. = 10' Eave to Ridge Ht. = 8' Max. Opening Ht. = 8' Wind Exp. = B (140 mph ULT)

Walls Supporting:	Intermittent method (LIB, DWB, WSP, SFB, GB, PCP) and # of panels per Table 321.25-J Min. panel width (Table 321.25-G) =		Continuous method (CS-WSP, CS-SFB) and total length required per Table 321.25-J Min. panel width (Table 321.25-H) = 36"		PF Method (see Figure 321.25-A). Indicate number of PF panels 16-24" wide provided. Min. PF width (Fig. 321.25-A) =	
	Long side	Short side	Long side	Short side	Long side	Short side
Roof and ceiling only	3.5'x	1.0 =	4'-Min	4'-Min	1.0 x 3.5	
One floor, roof and ceiling						
Two floors, roof and ceiling						

Rectangle: A Wall Ht. = 7'-4" Eave to Ridge Ht. = 1' Max. Opening Ht. = 3' Wind Exp. = B

Walls Supporting: W. WALL	Intermittent method (LIB, DWB, WSP, SFB, GB, PCP) and # of panels per Table 321.25-I Min. panel width (Table 321.25-H) = 24"		Continuous method (CS-WSP, CS-SFB) and total length required per Table 321.25-H Min. panel width (Table 321.25-H) = 24"		PF Method (see Figure 321.25-A). Indicate number of PF panels 16-24" wide provided. Min. PF width (Fig. 321.25-A) =	
	Long side	Short side	Long side	Short Side	Long side	Short side
Roof and ceiling only	3.5'x	1.0 =	4'-Min	4'-Min		
One floor, roof and ceiling						
Two floors, roof and ceiling						

PF Method: For intermittent bracing, per Table 321.25-I footnote 'h', each PF panel (16-24" wide per Figure 321.25-A) counts as ½ of a braced wall panel when determining compliance with Table 321.25-I. For Continuously Sheathed bracing, the actual length of each PF panel (16-24" wide per Figure 321.25-A) in feet counts toward the required total length of bracing required. For intermittent or continuous methods, each PF panel meeting min. required width of Fig. 321.25-A counts as a braced wall panel when evaluating panel spacing per Fig. 321.25-C.

Indicate the location and construction details of required braced wall panels determined above on each rectangle side as required by Figure 321.25-C on the floor plans submitted with the permit application.

CS-WSP: 6d COMMON NAILS OR 8d BOX NAIL (2⅜"x0.113"ϕ)
SPACED: 6" ALONG EDGES, 12" MAX IN FIELD
(STAPLES REQUIRE SPACINGS OF 3" EDGE, 6" FIELD)

BLODGETT ENGINEERING LLC
STRUCTURAL CONSULTING ENGINEERS
W169 N10815 Redwood Lane, Germantown, WI 53022 — blodgettengl@wi.rr.com — Tel/Fax: 262.293.9923

JOB MACNOWSKI: SEVERSON, MEQUON
SHEET NO. ____ OF ____
CALCULATED BY MEB DATE 2/9/2026

ROOF LOADS:

SNW LOAD:

SNOW = 30 psf

ROOF JOIST:

USE: 9.5" - TJI 230 @16" o/c
-OR- RFPI 40 @16" o/c
Δ = 0.541"

DEAD LOADS:
STUDWALL FRAM. = 2.5
3/4" T&G = 2.7
9.5" 230 TJI @ 12" o/c = 2
BATT = 1.3
½" GWB = 2.2
MECH+ELEC = 2.5
15.2 psf

USE ⇒ 15 psf

UPLIFT HOLD DOWN:

Up = (20 − 8) × 20/2 + (30 − 8) 6.5' = 263#/ft → 350.66#

USE: H2.5T OR #8 w/ GUSSET IN WEB OF I JOIST

CANTILEVER BEAM AT ENDS:

OVER CONC. ROOF OVER TUB

Ws = 499.72 plf
Wd = 288.93 plf

USE: W12 x 35 (1190 lbs / 34')
Δ = 0.1515"
d = 12.5"
h/d = 6.56" ⇒ OK.

M = 232061 #"

SIDE 2 (GARAGE DOOR SIDE)
Ws = 418.9 plf
Wd = 247.15 plf

USE: (3) 11.875" LVL (2.0E)
Δ = 0.938" AT END

MEETS L/240 FOR ROOF (NOT L/360 FOR PLASTER)

Ws = 325.2 plf
Wd = 192 plf

REDWOOD WALL OVER TUB

BLODGETT ENGINEERING LLC
STRUCTURAL CONSULTING ENGINEERS
W169 N10815 Redwood Lane, Germantown, WI 53022 — blodgettengl@wi.rr.com — Tel/Fax: 262.293.9923

JOB ____
SHEET NO. ____ OF ____
CALCULATED BY ____ DATE ____

STEEL PORTAL FRAME:

WIND ON PATIO WALL = 20 psf × 20'/2 × 10'/2 = 1000#
+20 × 1' × 5' = 100# (OVERHANG)
1100#

W = 1100# / 34' = 32.35 plf = 0.03235 klf

W12 x 35 BEAM AND W8X21 COLUMN

M = 2 BEAMS 9.09K' + 2 DBAR 2.48K' DESIGN CONNECTION:

REACTION FROM END BEAM
Pe = 0.486 K
PD = 0.291 K

USE (4) ½" BOLTS A307-N

BOLT CAPACITY = 22.5 ksi × 0.196 in² = 4.417 K/BOLT

T = C LOAD = 4.2124K' / 1.0' = 4.2124K (EACH SIDE)

CAPACITY = 4.417 x 2 = 8.834 K ≥ 4.2124K

*USE SAME BOLTED CONNECTION AT BASE PLATE TO W14x43

W12x35
12"
8"
(4) ½" A307-N
1.83"
1"
4"
1"
6"
12"
TOP PLATE - 3/8"
BASE PLATE ON BEAM
W14x43
12"
6"
8"
90°

BLODGETT ENGINEERING LLC
STRUCTURAL CONSULTING ENGINEERS
W169 N10815 Redwood Lane, Germantown, WI 53022 — blodgettengl@wi.rr.com — Tel/Fax: 262.293.9923

JOB RACINOWSKI
SHEET NO. ____ OF ____
CALCULATED BY MEB DATE 2/20/2026

END JOIST OVER TUB

SAME: 9.5" # JOISTS TJI 230 @16" o/c

GARAGE DOOR:

*APPLY 2 POINT LOADS FOR WINDOW JAMBS IN SOFTWARE

WALL = 4'x15 + 9'x12 = 168 plf
(15 FOOT STUDS)

USE: (3) 18" LVL (2.0E)
UP INTO FLOOR SPACE

FLOOR: LL = 40 x 1.33' = 53.33 plf
DL = 15 x 1.33' = 20 plf

REACTIONS FROM ROOF BEAM APPLIED BY SOFTWARE

18'

FLOOR DESIGN:

WL = 40 psf
DL = 15 psf

USE 2 DOUBLE RFPI 40 JOISTS
9.5" @ 16" o/c Δ = 1.062"
@ 12" o/c Δ = 0.805"
-OR- GO TO 11.875" JOISTS?

BLODGETT ENGINEERING LLC
STRUCTURAL CONSULTING ENGINEERS
W169 N10815 Redwood Lane, Germantown, WI 53022 — blodgettengl@wi.rr.com — Tel/Fax: 262.293.9923

JOB ____
SHEET NO. ____ OF ____
CALCULATED BY ____ DATE ____

GARAGE FDN WALL - DOOR SIDE (WEST)

Ws = 418.8 plf
Wd = 247.15 plf

WALL: 11' x 15 psf = 165 plf (GABLE)
+ 16' x 12 psf = 192 plf

*JAMBS REQUIRE A 2'x2' AREA ∴ USE 24" WIDE x 10" DEEP FOOTING W/ (2) #5 BARS CONTINUOUS → 357 plf

GARAGE JAMB POSTS:

PD = 4189.34 #
PS = 3147.03 #
PL = 486.66 #
WIND = 20 x (19/2 + 666) = 193.33 plf
} Total = ≈ 7332.37

USE: (2) STUDS FOR BEARING + 1 KING STUD
2x6 SPF #2

WALL BELOW EAST SIDE:

FIND GROSS SOIL PRESSURE: NET ALLOWABLE = 2000 psf
8' OF SOIL (120 pcf) = 960 / 2 = 480 psf
2480 psf
→ USE: 2480 psf

BEAM BELOW SLAB:

*ADD 2 POINT LOADS FROM ROOF

W = 40 x 5/2 = 100 plf
DL = 15 x 1'/2 + 4'/2 (60 pcf 415) = 157.5
WALL/FDN WEIGHT = 8'x10 = 80 plf

W8x21 COLUMNS (9.28" DEEP, 5.27" WIDE)
BEAM: 9.00" WIDE x 13.7" DEPTH
ΔLL = .316" - 0.29 = 0.107 ≤ 0.125"
W14 x 43 - 50 ksi
Δ = 0.316" ΔDL = 0.208"
(CONTRACTOR MUST LEVEL BOOSTED SILL PLATES TO MEET DOOR REQUIREMENTS)

Member Name: Garage Side Foundation — Page 30

Garage Side Foundation DIAGRAMS

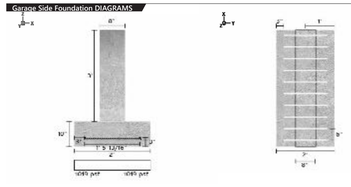

PROJECT: Severson — 2021 International Building Code — ASD

Michael Blodgett, PE — BLODGETT ENGINEERING LLC — East Basement Wall

Design Detail

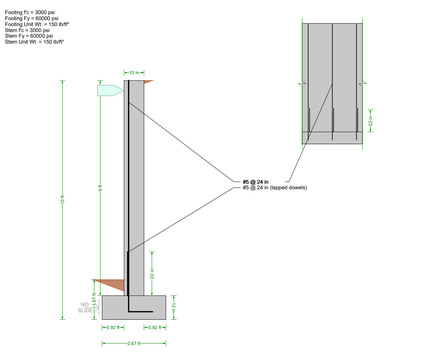

QuickWall 5.0 (ieseweb.com) — F:\Dropbox\Blodgett Engineering - Projects\26...\East Wall.rwd — Page 1 of 1 — Friday 03/13/26 4:07 PM

Michael Blodgett, PE — BLODGETT ENGINEERING LLC — Extra Tall Wall

Design Detail

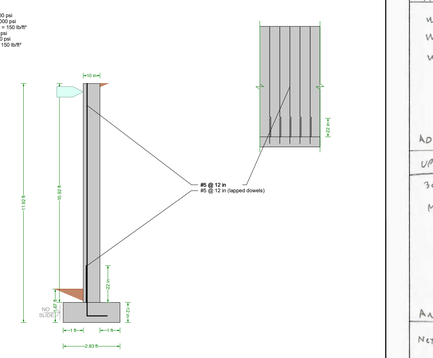

QuickWall 5.0 (ieseweb.com) — F:\Dropbox\Blodgett Engineering - Projects\26...\East Wall.rwd — Page 1 of 1 — Friday 03/13/26 7:53 PM

BLODGETT ENGINEERING LLC
STRUCTURAL CONSULTING ENGINEERS
W169 N10815 Redwood Lane, Germantown, WI 53022 — blodgettengl@wi.rr.com — Tel/Fax: 262.293.9923

JOB ____
SHEET NO. ____ OF ____
CALCULATED BY ____ DATE ____

HEADER OVER 5' WINDOWS:

WS = 30 x 1.33 = 40 plf
WD = 15 x 1.33 = 20 plf
WALL = 1' x 12 = 12 plf
72 plf

USE: (2) 2x6 SPF #2
W/ (2) 2x6 SPF #2 STUDS AT JAMBS

ADDITIONAL HOLD DOWNS WHERE OVERHANGS CONNECT:

UPLIFT AT END MAX:
30 x 1.33' x 40 plf
MAX UPLIFT = 486.02
AT END BEAM OVER TUB
NET = 195.31# ≤ 350.66#
USE: H2.5T OR H8

WL OR STEEL W/ WOOD
9.5"
9.5"

ANCHOR STEEL BEAM TO FDN

VERTICAL MAX = 18,030 #

NET UPLIFT: 20 psf − 8 psf = 12 psf × 12 x 16.5 = 198 plf
30 − 8 = 22 psf = 363 plf
WIND UPLIFT = −5172.7 # ON CONC. WALL
DL = 9172 #
NET DL = 3999# DL → NO NET UPLIFT
EMBED (2) ½" ANCHORS OR EMBED A WELD PLATE W/ ½" STUDS

BLODGETT ENGINEERING LLC
STRUCTURAL CONSULTING ENGINEERS
W169 N10815 Redwood Lane, Germantown, WI 53022 — blodgettengl@wi.rr.com — Tel/Fax: 262.293.9923

JOB ____
SHEET NO. ____ OF ____
CALCULATED BY ____ DATE ____

FOOTING CHECK BELOW BASEMENT BEAM

ADD LOAD OF 8' OF END WALL
WS = 30 x 1.33' = 40 plf
WD = 20 x 1.33' = 26.66 plf
WALL = 70 PSF x 7' = 490 plf
556.66 plf

W14x43
ADD #3 STIRRUPS
PLACE (4) #5 BARS BELOW BEAM
2'-10" MIN
10" 'A'
SPREAD LOAD TO 8' OF WALL
VP = 18030#
REQUIRES A 3x3 FOOTER JUST FOR POINT LOAD
PLAN VIEW

TOTAL LOAD = 556.66 x 8 = 4453.33
+ 18030
22483.33 #

AREQ = 11,255 F
= 2.833 x 8 = 22.66 SF

* ADJUST STEP TO AVOID COLUMN LOCATION

RACINOWSKI DESIGN STUDIO
7360 NORTH SENECA ROAD
FOX POINT, WI 53217
T: (414) 587-0595
E: jr@racydesign.com
W: www.racydesign.com

© 2025 Justin Racinowski Design LLC. Use, modification, or reproduction of this design document is not permitted unless permission is granted by Justin Racinowski Design, who shall retain all common law, statutory and other reserved rights, including the copyright.

The contractor shall independently verify all project measurements and existing conditions according to the contract documents. The contractor shall report any discrepancies or inconsistencies to the designer immediately, prior to commencing the associated work, so that any required remedial work can be performed.

CLIENT / OWNER:
Lance and Karin Severson
5417 W. Parkview Drive
Mequon, WI 53092

GENERAL CONTRACTOR
Coach House Homes
W63 N671, Washington Ave
Cedarburg, WI 53012
(262) 421-8464
kate@coachhousehomes.com
info@coachhousehomes.com

STRUCTURAL ENGINEER
BLODGETT ENGINEERING LLC
W169 N10815 Redwood Lane
Germantown, WI 53022
blodgettengl@wi.rr.com
(262) 293-9923

PROJECT INFO / LOCATION:
The Severson Residence
Detached Storage / Pool House
5417 West Parkview Drive, Mequon, WI 53092

DATE:
3/23/2026

REVISIONS:
1
2

SHEET TITLE:
Structural Notes

PERMIT SET

SHEET: 36X24

A1.0

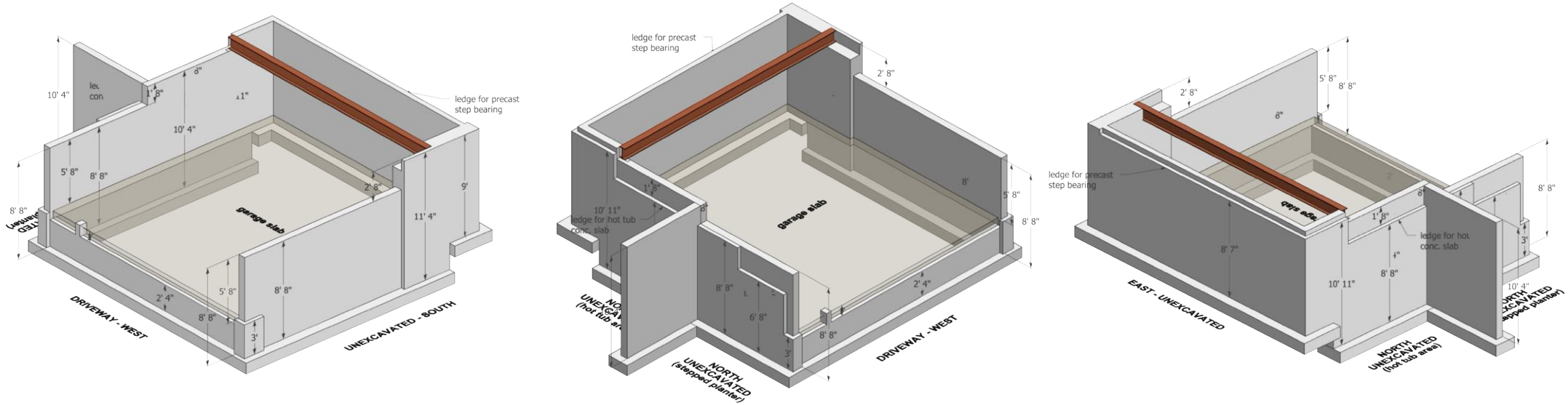

4 **FOUNDATION ISOMETRIC**
Scale: Not to scale

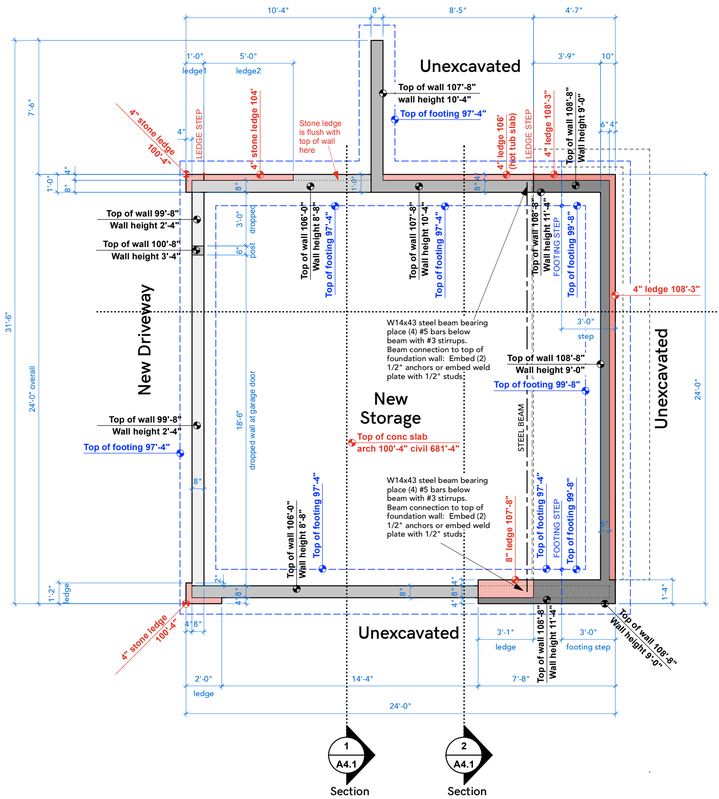

1 **FOUNDATION PLAN**
Scale: 1/4" = 1'-0"

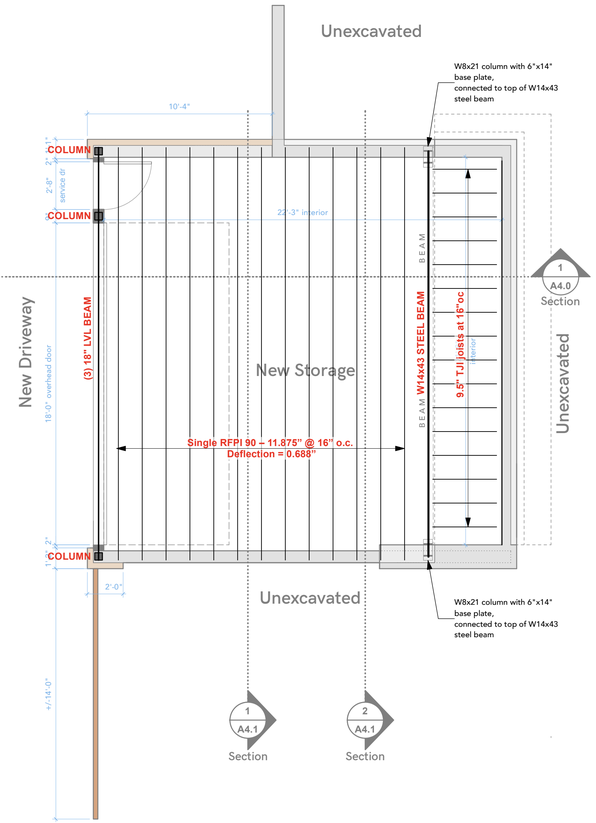

2 **1ST FLOOR FRAMING PLAN**
Scale: 1' = 1/4"

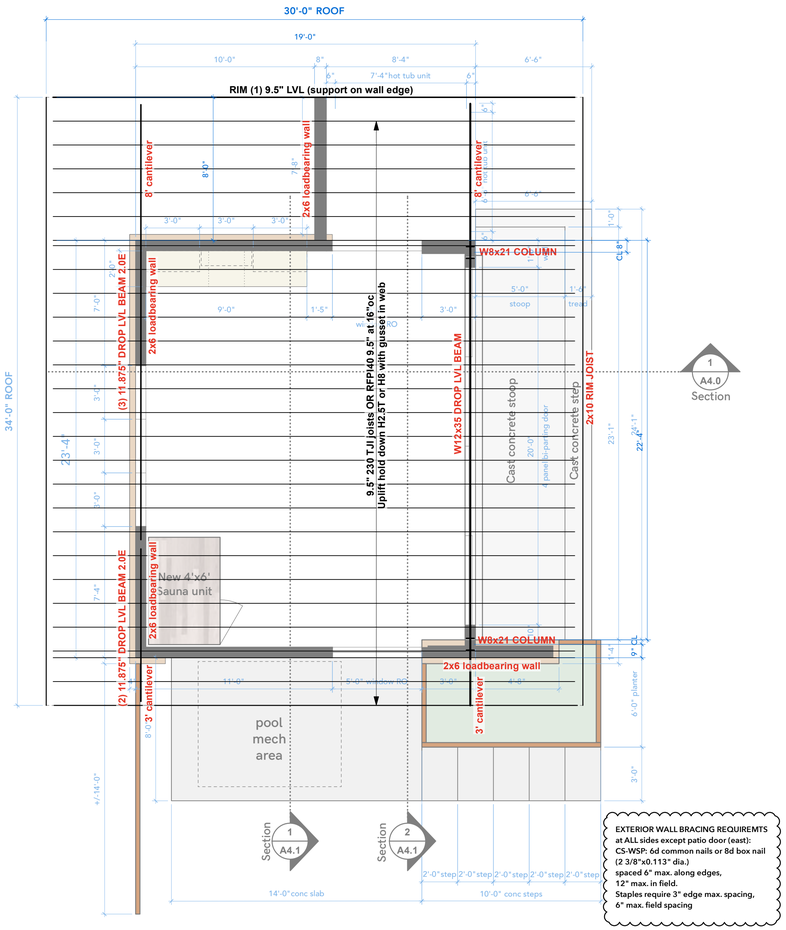

3 **ROOF FRAMING PLAN**
Scale: 1' = 1/4"

RACINOWSKI DESIGN STUDIO
7360 NORTH SENECA ROAD
FOX POINT, WI 53217
T: (414) 587-0595
E: jr@racydesign.com
W: www.racydesign.com

© 2025 Justin Racinowski Design LLC. Use, modification, or reproduction of this design document is not permitted unless permission is granted by Justin Racinowski Design, who shall retain all common law, statutory and other reserved rights, including the copyright.

The contractor shall independently verify all project measurements and existing conditions according to the contract documents. The contractor shall report any discrepancies or inconsistencies to the designer immediately, prior to commencing the associated work, so that any required remedial work can be performed.

CLIENT / OWNER:
Lance and Karin Severson
5417 W. Parkview Drive
Mequon, WI 53092

GENERAL CONTRACTOR
Coach House Homes
W63 N671, Washington Ave
Cedarburg, WI 53012
(262) 421-8464
kate@coachhousehomes.com
info@coachhousehomes.com

STRUCTURAL ENGINEER
BLODGETT ENGINEERING LLC
W169 N10815 Redwood Lane
Germantown, WI 53022
blodgetteng@wi.rr.com
(262) 293-9923

PROJECT INFO / LOCATION:
The Severson Residence
Detached Storage / Pool House
5417 West Parkview Drive, Mequon, WI 53092

DATE:
3/23/2026

REVISIONS:
1
2

SHEET TITLE:
Structural Plans

PERMIT SET

SHEET: 36X24

A1.1

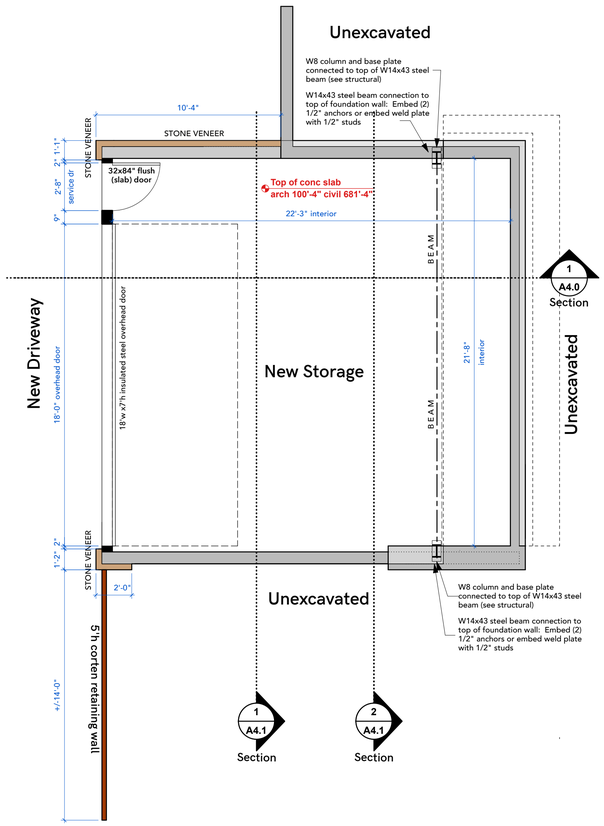

2 LOWER LEVEL - Storage Plan
Scale: 1/4" = 1'-0"

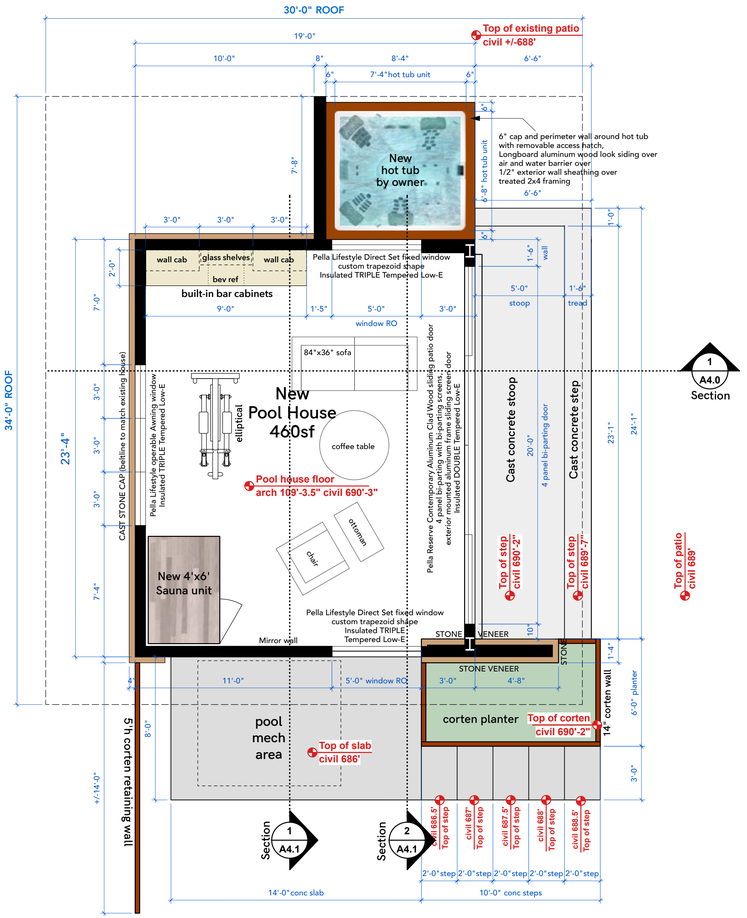

3 UPPER LEVEL - Pool House Plan
Scale: 1/4" = 1'-0"

RACINOWSKI DESIGN STUDIO

7360 NORTH SENECA ROAD
FOX POINT, WI 53217
T: (414) 587-0595
E: jr@racydesign.com
W: www.racydesign.com

© 2025 Justin Racinowski Design LLC. Use, modification, or reproduction of this design document is not permitted unless permission is granted by Justin Racinowski Design, who shall retain all common law, statutory and other reserved rights, including the copyright.

The contractor shall independently verify all project measurements and existing conditions according to the contract documents. The contractor shall report any discrepancies or inconsistencies to the designer immediately, prior to commencing the associated work, so that any required remedial work can be performed.

CLIENT / OWNER:
Lance and Karin Severson
5417 W. Parkview Drive
Mequon, WI 53092

GENERAL CONTRACTOR
Coach House Homes
W63 N671, Washington Ave
Cedarburg, WI 53012
(262) 421-8464
kate@coachhousehomes.com
info@coachhousehomes.com

STRUCTURAL ENGINEER
BLODGETT ENGINEERING LLC
W169 N10815 Redwood Lane
Germantown, WI 53022
blodgetteng@wi.rr.com
(262) 293-9923

PROJECT INFO / LOCATION:
The Severson Residence
Detached Storage / Pool House
5417 West Parkview Drive, Mequon, WI 53092

DATE:
3/23/2026

REVISIONS:
1
2

SHEET TITLE:
New
Floor Plans

PERMIT SET

SHEET: 36X24

A1.2

NM2-2RG

2" M2 Round Can-less LED Recessed Gimbal
Source: 6W or 8W LED
400lm or 600lm

Type
Project
Catalog No.
Notes

PRODUCT DESCRIPTION
M2 downlight series features quality and convenience with easy installation for insulated or non-insulated applications. Luminaires can be configured into square trim with an accessory and produces over 600 lumens.

FEATURES
- 15° Adjustable
- No housing required - IC Airtight rated
- Easy installation for remodel or new construction applications
- Square trim available for an alternative appearance
- Quick disconnect allows for extended lengths
- 400lm or 600lm LED packages
- 2700K, 3000K or 4000K @ 90+ CRI
- Triac or ELV dimming
- 5-year limited warranty
- cETLus Listed for Wet Locations

SPECIFICATION
Construction: Die-cast aluminum trims with a powder-coated finish. Gimbal trim is adjustable up to 15°. Optional field changeable square trim is available.

Air Flow Restriction: Luminaire has factory installed gasket to restrict airflow from room into ceiling plenum to <20 CFM (cubic feet per minute) in accordance with ASTM 283 airtight requirements.

Clearance: IC rated luminaires are rated for direct contact with insulation (not spray foam insulation), no minimum clearance is required.

Junction Box: Prewired junction box includes quick connect to LED fixtures for ease of installation. Junction box includes two ½" trade size knockouts and snap on cover with 7" quick connect wire. Luminaire includes 5" quick connect wire.
Maximum length between luminaire and driver is 40'. For longer remote driver remote run length, consult factory.

Mounting: No housing is required, two tensions steel spring clips secure luminaire to ceiling. Accommodates ceiling thickness up to ¼". New construction frame-in kits are available, see accessories.

ELECTRICAL	40	60
Input Voltage	120V	
Input Power	6W	8W
Color Temperature	2700K or 3000K	2700K 3000K 4000K
Color Rendering Index	90+ CRI	
Dimming	Triac / ELV	
Operating Temp.	0°C to 40°C	
Beam Spread	40° Flood	
Lifetime	60,000 hours @ L70	

OPTIONAL TRIM ACCESSORIES
NM2-2SGT: Square Trim for NM2-2RG, Black or White

OPTIONAL MOUNTING ACCESSORIES
NM2-MLS1: One Head Multiple Lighting System Plate
NM2-MLS2: Two Head Multiple Lighting System Plate
NM2-MLS3: Three Head Multiple Lighting System Plate
NF-R246: Universal New Construction Frame-In
NFC-R275: New Construction Frame-In with Collar
NM2-EW-4: 4' Quick Connect Linkable Extension Cable
NM2-EW-10: 10' Quick Connect Linkable Extension Cable
NEPK-23LEDUNV: 23W Emergency with Remote Test Switch
NEPKA-20/23LEDRTS: Ribbon Test Switch for NEPK-23LEDUNV

Emergency: Luminaire is compatible with NEPK-23LEDUNV (ordered separately). Remote mounted battery operates luminaire for 90 minute emergency operation with a fully charged battery. Emergency includes remote test switch, ribbon test switch accessory (NEPKA-20/23LEDRTS) ordered separately.

LABELS AND LISTINGS
- cETLus Listed for Wet Locations
- 5-Year Limited Warranty
- FCC compliant
- Certified to the high efficacy requirements of California Title 24 JA8-2025

PRODUCT IMAGES AND DIMENSIONS



NM2-2RGMPW
White Finish

NM2-2RGMPW + NM2-2SGTMPW
with Square Trim Accesory



NM2-2RGBB
Black Finish

NM2-2RGBB + NM2-2SGTBB
with Square Trim Accesory

NM2-2SGT
Square Trim

2" M2 Round Can-less LED Recessed Gimbal

Lumens / Wattage	Color Temperature	Finish
NM2-2RG40 = 400lm / 6W	27 = 2700K	BB = Black
NM2-2RG60 = 600lm / 8W	30 = 3000K	MPW = White
NM2-2RG60 = 600lm / 8W	40 = 4000K	MPW = White

Square Trim Accessory

Description
NM2-2SGTB = Square Trim for NM2-2RG, Black Finish
NM2-2SGTMPW = Square Trim for NM2-2RG, White Finish

Optional Accessories

Accessory Type	Finish
NM2-MLS1 = One Head MLS Plate	BB = Black
NM2-MLS2 = Two Head MLS Plate	MPW = White
NM2-MLS3 = Three Head MLS Plate	
NF-R246 = Universal New Construction Frame-In	
NFC-R275 = New Construction Frame-In with Collar	
NM2-EW-4 = 4' Quick Connect Extension Cable	
NM2-EW-10 = 10' Quick Connect Extension Cable	
NEPK-23LEDUNV = 23W Emergency LED Driver w/ Remote Test Switch	
NEPKA-20/23LEDRTS = Ribbon Test Switch for NEPK-23LEDUNV	

Example: NM2-2RG60**30MPW** = 2" M2 Round Can-less LED Recessed Gimbal, 600lm / 8W, 3000K, White Finish

NORA LIGHTING
6505 Gayhart Street, Commerce, CA 90040
Tel 800.686.6672 | www.noralighting.com | e-mail: nora@noralighting.com

© 2025 Nora Lighting, Inc. All rights reserved. Specifications subject to change without notice.

1204.0911

NM2-2RG

2" M2 Round Can-less LED Recessed Gimbal Accessories

Type
Project
Catalog No.
Notes

Square Trim for NM2-2RG

NM2-2SGTB Black Finish
NM2-2SGTMPW White Finish
Converts the round trim included with NM2-2RG gimbal into a square trim

One Head Multiple Lighting System Plate

NM2-MLS1B 1 Head / Black Finish
NM2-MLS1MPW 1 Head / White Finish
Converts one round LED luminaire into multiple lighting system without a large housing.

Two Head Multiple Lighting System Plate

NM2-MLS2B 2 Head / Black Finish
NM2-MLS2MPW 2 Head / White Finish
Converts two round LED luminaires into multiple lighting system without a large housing.

Three Head Multiple Lighting System Plate

NM2-MLS3B 3 Head / Black Finish
NM2-MLS3MPW 3 Head / White Finish
Converts three round LED luminaires into multiple lighting system without a large housing.

Universal New Construction Frame-In

NF-R246
Universal new construction frame-in can be used to assist installing can-less recessed downlighting.

New Construction Frame-In with Collar

NFC-R275
New construction frame-in can be used to assist installing can-less recessed downlighting.

Quick Connect Extension Linkable Cables

NM2-EW-4 4' Cable
NM2-EW-10 10' Cable
Use to extend the length between luminaire and driver enclosure. Can be connected together to create custom lengths. Maximum length between luminaire and driver is 40'. For longer remote driver remote run length, consult factory.

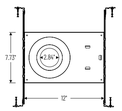

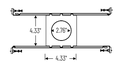

23W Emergency LED Driver with Remote Test Switch

NEPK-23LEDUNV
120-277V Emergency battery operates luminaire for 90 minute emergency operation with a fully charged battery. Requires 24 hours to charge the battery.



Ribbon Test Switch for NEPK-23LEDUNV

NEPKA-20/23LEDRTS
Ribbon test switch replaces remote test switch included with emergency driver. Double sided tape is pre-installed.

NORA LIGHTING
6505 Gayhart Street, Commerce, CA 90040
Tel 800.686.6672 | www.noralighting.com | e-mail: nora@noralighting.com

© 2025 Nora Lighting, Inc. All rights reserved. Specifications subject to change without notice.

1204.0912

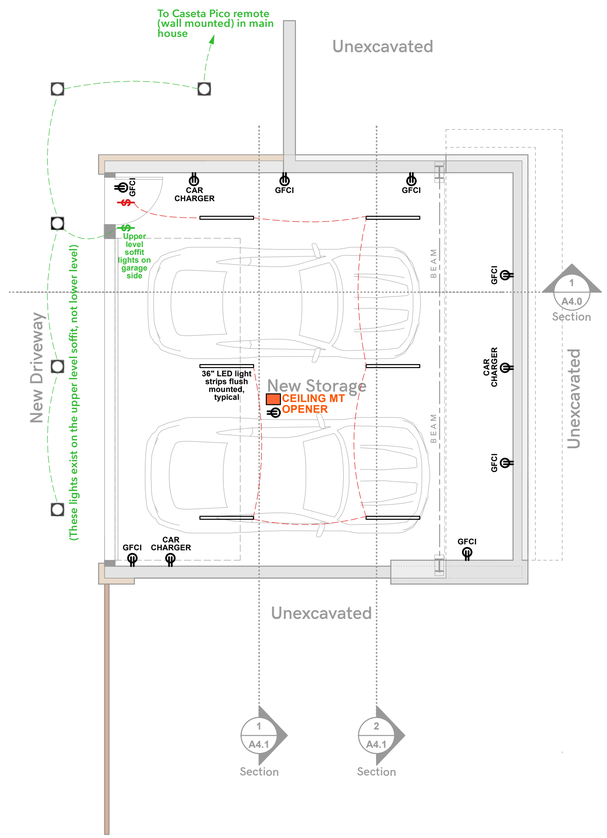

2 LOWER LEVEL - Storage Plan
Scale: 1/4" = 1'-0"

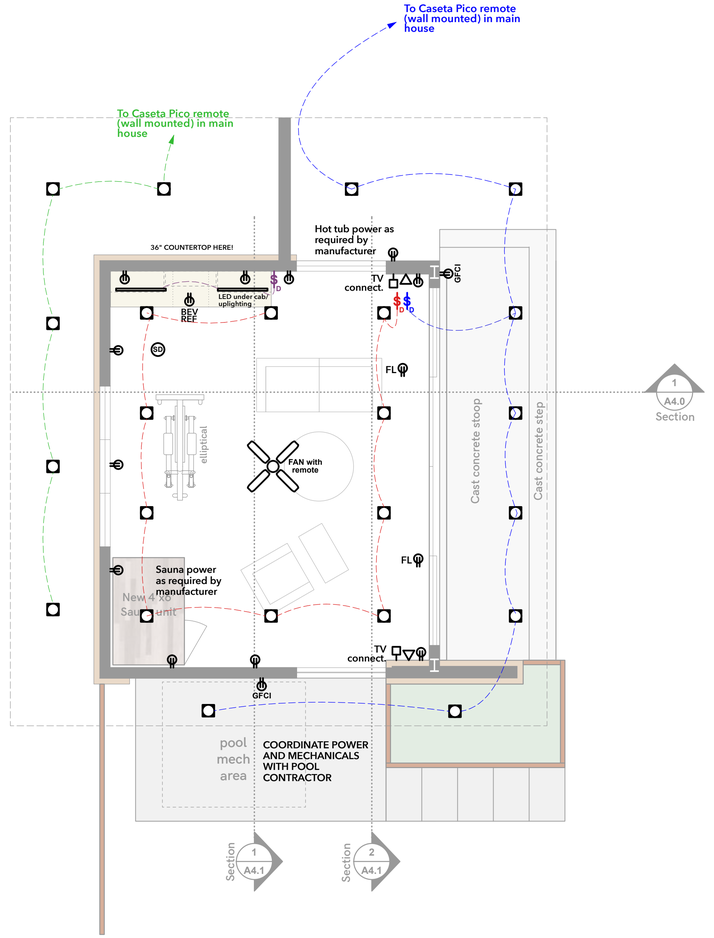

3 UPPER LEVEL - Pool House Plan
Scale: 1/4" = 1'-0"

ELECTRICAL NOTES:
All light selections should be approved by architect and owner, prior to installation.

Electrician to perform walkthrough with owners to confirm:
1. All lighting and ceiling fan locations and types
2. Light switch locations and types/functions/dimming
3. Outlet locations, heights, and if switched or USB jacks needed
4. Bath fan locations and model selections
5. Network cable jack locations and modem/router locations
6. TV locations and cable needs/recessed wall boxes for wall mounting
7. Exterior and landscape lighting and power needs

- need a modem location
- need router locations
- confirm outdoor lighting, switch locations, and timers

ELECTRICAL KEY

- SINGLE POLE SWITCH
- 3-WAY SWITCH
- DIMMABLE SWITCH
- DISP SINK GARBAGE DISPOSAL SWITCH
- OUTLET
- +USBC STANDARD PLUG WITH USB-C
- GFCI OUTLET, GROUND FAULT INTERRUPTER CIRCUIT
- NT LT OUTLET WITH BUILT IN LED NIGHT LIGHT
- CAT-6 JACK
- CABLE JACK
- LED STRIP LIGHT UNDERMT TO WALL CAB
- VENT FAN
- WALL SCONCE
- PENDANT FIXTURE
- LED RECESSED CAN LIGHT
- SD SMOKE DETECTOR AND CO2

RACINOWSKI DESIGN STUDIO
7360 NORTH SENECA ROAD
FOX POINT, WI 53217
T: (414) 587-0595
E: jr@racydesign.com
W: www.racydesign.com

© 2025 Justin Racinowski Design LLC. Use, modification, or reproduction of this design document is not permitted unless permission is granted by Justin Racinowski Design, who shall retain all common law, statutory and other reserved rights, including the copyright.

The contractor shall independently verify all project measurements and existing conditions according to the contract documents. The contractor shall report any discrepancies or inconsistencies to the designer immediately, prior to commencing the associated work, so that any required remedial work can be performed.

CLIENT / OWNER:
Lance and Karin Severson
5417 W. Parkview Drive
Mequon, WI 53092

GENERAL CONTRACTOR
Coach House Homes
W63 N671, Washington Ave
Cedarburg, WI 53012
(262) 421-8464
kate@coachhousehomes.com
info@coachhousehomes.com

STRUCTURAL ENGINEER
BLODGETT ENGINEERING LLC
W169 N10815 Redwood Lane
Germantown, WI 53022
(262) 293-9923

PROJECT INFO / LOCATION:
The Severson Residence
Detached Storage / Pool House
5417 West Parkview Drive, Mequon, WI 53092

DATE:
3/23/2026

REVISIONS:
1
2

SHEET TITLE:
Electrical Plans

PERMIT SET

SHEET: 36X24

A1.3

NORTH ELEVATION - Front yard view from road

WEST ELEVATION - Existing garage

WEST ELEVATION - Future driveway location

WEST ELEVATION - Future driveway location

WEST ELEVATION - Future driveway and Storage/Pool house addition

SOUTH ELEVATION - Back of garage

SOUTH ELEVATION - Existing backyard

SOUTH ELEVATION / LOOKING WEST - Future Pool house addition

SOUTH ELEVATION - Existing bluestone patio

EAST ELEVATION - No change to this area

RACINOWSKI
DESIGN
STUDIO

7360 NORTH SENECA ROAD
FOX POINT, WI 53217
T: (414) 587-0595
E: jr@racydesign.com
W: www.racydesign.com

© 2025 Justin Racinowski Design LLC. Use, modification, or reproduction of this design document is not permitted unless permission is granted by Justin Racinowski Design, who shall retain all common law, statutory and other reserved rights, including the copyright.

The contractor shall independently verify all project measurements and existing conditions according to the contract documents. The contractor shall report any discrepancies or inconsistencies to the designer immediately, prior to commencing the associated work, so that any required remedial work can be performed.

CLIENT / OWNER:
Lance and Karin Severson
5417 W. Parkview Drive
Mequon, WI 53092

GENERAL CONTRACTOR
Coach House Homes
W63 N671, Washington Ave
Cedarburg, WI 53012
(262) 421-8464
kate@coachhousehomes.com
info@coachhousehomes.com

STRUCTURAL ENGINEER
BLODGETT ENGINEERING LLC
W169 N10815 Redwood Lane
Germantown, WI 53022
blodgetteng@wi.rr.com
(262) 293-9923

PROJECT INFO / LOCATION:
The Severson Residence
Detached Storage / Pool House
5417 West Parkview Drive, Mequon, WI 53092

DATE:
3/23/2026

REVISIONS:
1
2

SHEET TITLE:

Existing Site Photos

PERMIT SET

SHEET: 36X24

A2.0

VIEW FROM ROAD (addition concealed by existing house)

WEST ELEVATION

WEST ELEVATION

CORTEN RETAINING WALL AND STAIRWAY BETWEEN HOUSE AND ADDITION

NORTH AND EAST ELEVATION

BIRDSEYE VIEW OF BACKYARD LOOKING NORTH

RACINOWSKI
DESIGN
STUDIO

7360 NORTH SENECA ROAD
FOX POINT, WI 53217
T: (414) 587-0595
E: jr@racydesign.com
W: www.racydesign.com

© 2025 Justin Racinowski Design LLC. Use, modification, or reproduction of this design document is not permitted unless permission is granted by Justin Racinowski Design, who shall retain all common law, statutory and other reserved rights, including the copyright.

The contractor shall independently verify all project measurements and existing conditions according to the contract documents. The contractor shall report any discrepancies or inconsistencies to the designer immediately, prior to commencing the associated work, so that any required remedial work can be performed.

CLIENT / OWNER:
Lance and Karin Severson
5417 W. Parkview Drive
Mequon, WI 53092

GENERAL CONTRACTOR
Coach House Homes
W63 N671, Washington Ave
Cedarburg, WI 53012
(262) 421-8464
kate@coachhousehomes.com
info@coachhousehomes.com

STRUCTURAL ENGINEER
BLODGETT ENGINEERING LLC
W169 N10815 Redwood Lane
Germantown, WI 53022
blodgetteng@wi.rr.com
(262) 293-9923

PROJECT INFO / LOCATION:
The Severson Residence
Detached Storage / Pool House
5417 West Parkview Drive, Mequon, WI 53092

DATE:
3/23/2026

REVISIONS:
1
2

SHEET TITLE:

New Renderings

PERMIT SET

SHEET: 36X24

A2.1

EAST ELEVATION / BACKYARD LOOKING WEST

POOL HOUSE INTERIOR - LOOKING SOUTHEAST

POOL HOUSE INTERIOR - LOOKING SOUTHWEST

POOL HOUSE INTERIOR - LOOKING NORTHWEST

POOL HOUSE INTERIOR - BAR CUSTOM CABINET

RACINOWSKI
DESIGN
STUDIO

7360 NORTH SENECA ROAD
FOX POINT, WI 53217
T: (414) 587-0595
E: jr@racydesign.com
W: www.racydesign.com

© 2025 Justin Racinowski Design LLC. Use, modification, or reproduction of this design document is not permitted unless permission is granted by Justin Racinowski Design, who shall retain all common law, statutory and other reserved rights, including the copyright.

The contractor shall independently verify all project measurements and existing conditions according to the contract documents. The contractor shall report any discrepancies or inconsistencies to the designer immediately, prior to commencing the associated work, so that any required remedial work can be performed.

CLIENT / OWNER:
Lance and Karin Severson
5417 W. Parkview Drive
Mequon, WI 53092

GENERAL CONTRACTOR
Coach House Homes
W63 N671, Washington Ave
Cedarburg, WI 53012
(262) 421-8464
kate@coachhousehomes.com
info@coachhousehomes.com

STRUCTURAL ENGINEER
BLODGETT ENGINEERING LLC
W169 N10815 Redwood Lane
Germantown, WI 53022
blodgetteng@wi.rr.com
(262) 293-9923

PROJECT INFO / LOCATION:
The Severson Residence
Detached Storage / Pool House
5417 West Parkview Drive, Mequon, WI 53092

DATE:
3/23/2026

REVISIONS:
1
2

SHEET TITLE:

New Renderings

PERMIT SET

SHEET: 36X24

A2.2

2 NORTH ELEVATION (faces existing back of house)
Scale: 1/4" = 1'-0"

1 NORTH ELEVATION (Front street view)
Scale: 1/4" = 1'-0"

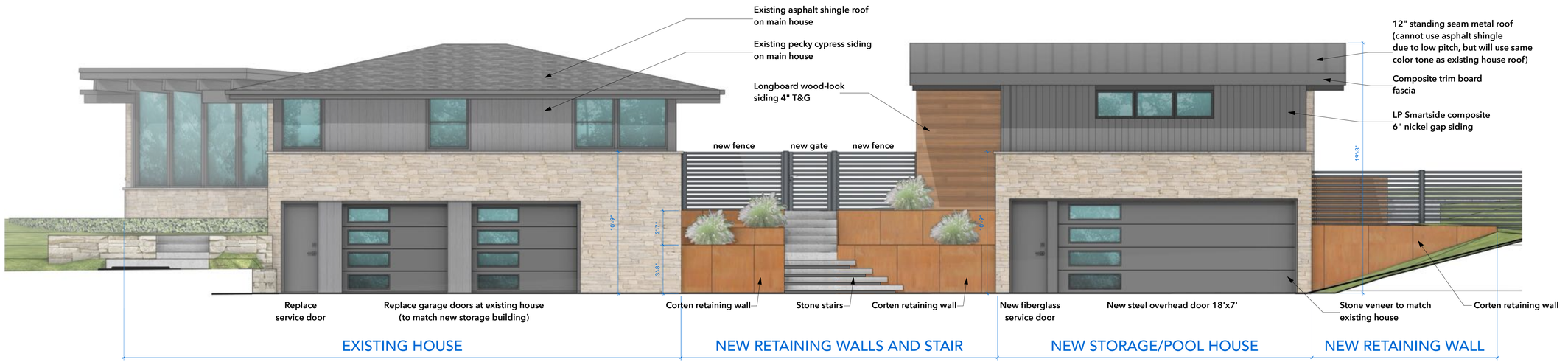

3 WEST ELEVATION (side driveway view)
Scale: 1/4" = 1'-0"



5 EAST ELEVATION (faces backyard and pool)
Scale: 1/4" = 1'-0"

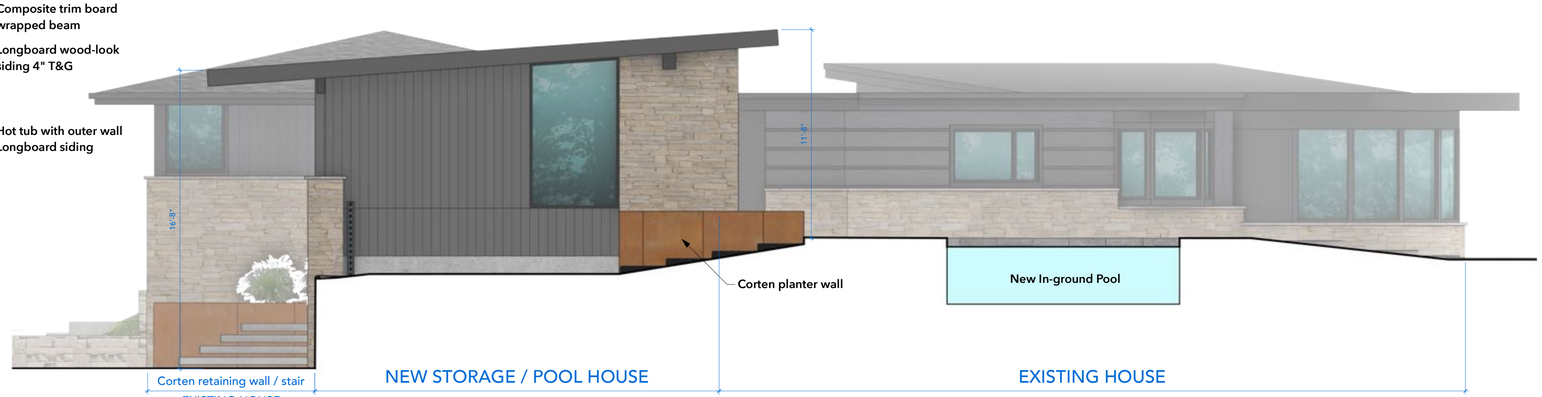

4 SOUTH ELEVATION (backyard and pool)
Scale: 1/4" = 1'-0"

RACINOWSKI
DESIGN
STUDIO

7360 NORTH SENECA ROAD
FOX POINT, WI 53217
T: (414) 587-0595
E: jr@racydesign.com
W: www.racydesign.com

© 2025 Justin Racinowski Design LLC. Use, modification, or reproduction of this design document is not permitted unless permission is granted by Justin Racinowski Design, who shall retain all common law, statutory and other reserved rights, including the copyright.

The contractor shall independently verify all project measurements and existing conditions according to the contract documents. The contractor shall report any discrepancies or inconsistencies to the designer immediately, prior to commencing the associated work, so that any required remedial work can be performed.

CLIENT / OWNER:
Lance and Karin Severson
5417 W. Parkview Drive
Mequon, WI 53092

GENERAL CONTRACTOR
Coach House Homes
W63 N671, Washington Ave
Cedarburg, WI 53012
(262) 421-8464
kate@coachhousehomes.com
info@coachhousehomes.com

STRUCTURAL ENGINEER
BLODGETT ENGINEERING LLC
W169 N10815 Redwood Lane
Germantown, WI 53022
blodgetteng@wi.rr.com
(262) 293-9923

PROJECT INFO / LOCATION:
The Severson Residence
Detached Storage / Pool House
5417 West Parkview Drive, Mequon, WI 53092

DATE:
3/23/2026

REVISIONS:
1
2

SHEET TITLE:

New Elevations

PERMIT SET

SHEET: 36X24

A3.0

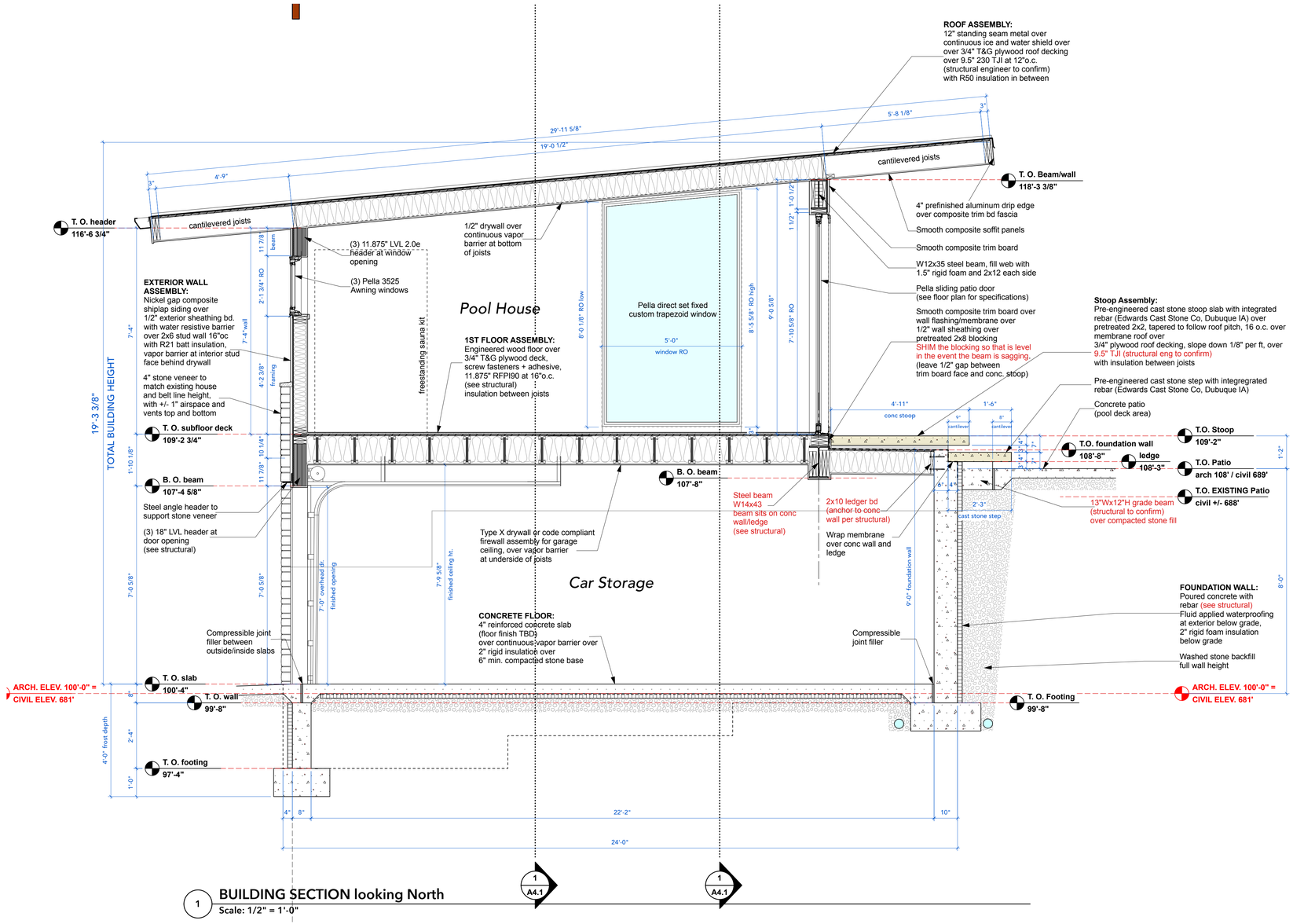

1 BUILDING SECTION looking North
Scale: 1/2" = 1'-0"

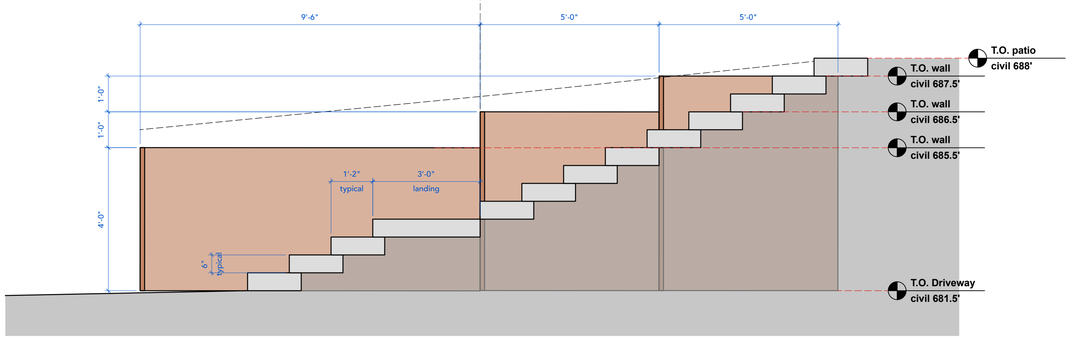

2 STAIR SECTION AND CORTEN WALL DESIGN SECTION looking north
Scale: 1/2" = 1'-0"

RACINOWSKI DESIGN STUDIO
7360 NORTH SENECA ROAD
FOX POINT, WI 53217
T: (414) 587-0595
E: jr@racydesign.com
W: www.racydesign.com

© 2025 Justin Racinowski Design LLC. Use, modification, or reproduction of this design document is not permitted unless permission is granted by Justin Racinowski Design, who shall retain all common law, statutory and other reserved rights, including the copyright.

The contractor shall independently verify all project measurements and existing conditions according to the contract documents. The contractor shall report any discrepancies or inconsistencies to the designer immediately, prior to commencing the associated work, so that any required remedial work can be performed.

CLIENT / OWNER:
Lance and Karin Severson
5417 W. Parkview Drive
Mequon, WI 53092

GENERAL CONTRACTOR
Coach House Homes
W63 N671, Washington Ave
Cedarburg, WI 53012
(262) 421-8464
kate@coachhousehomes.com
info@coachhousehomes.com

STRUCTURAL ENGINEER
BLODGETT ENGINEERING LLC
W169 N10815 Redwood Lane
Germantown, WI 53022
blodgetteng@wi.rr.com
(262) 293-9923

PROJECT INFO / LOCATION:
The Severson Residence
Detached Storage / Pool House
5417 West Parkview Drive, Mequon, WI 53092

DATE:
3/23/2026

REVISIONS:
1
2

SHEET TITLE:
Building Section looking south

PERMIT SET

SHEET: 36X24
A4.0

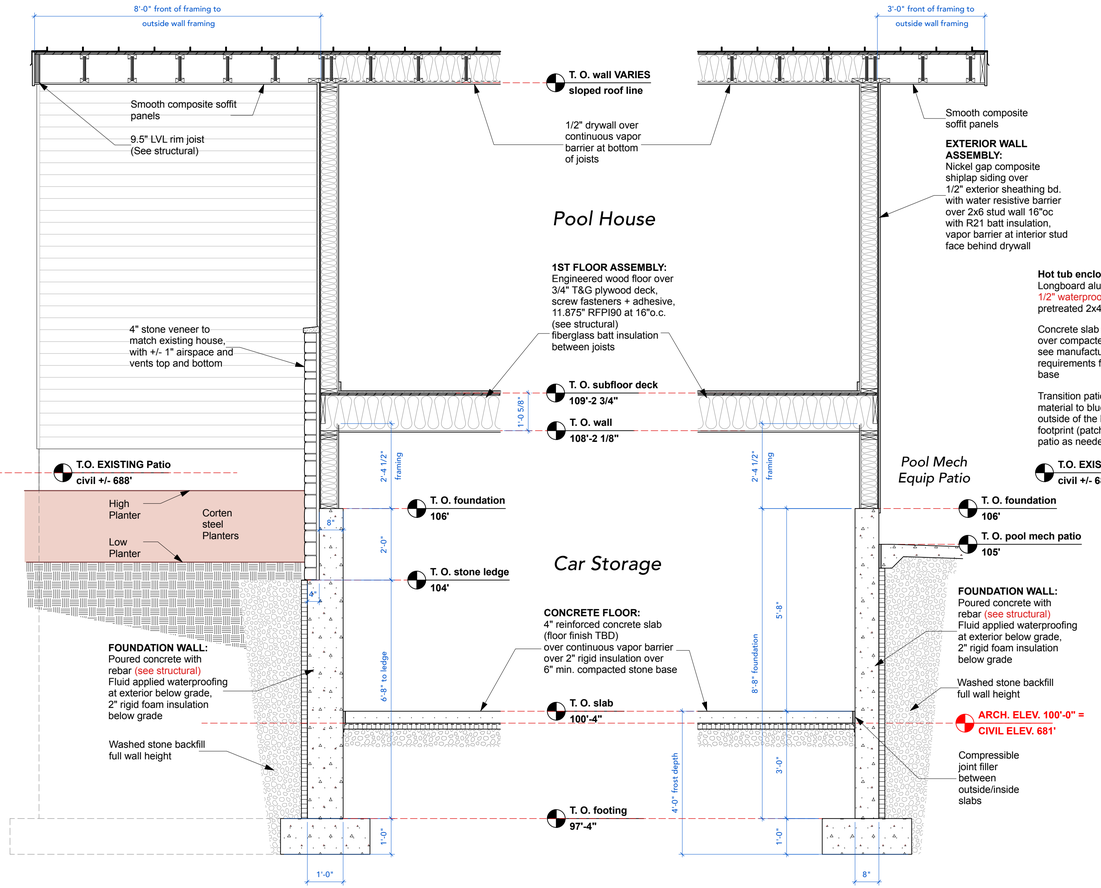

1 **BUILDING SECTION looking East**
Scale: 1/2" = 1'-0"

2 **BUILDING SECTION looking East**
Scale: 1/2" = 1'-0"

RACINOWSKI DESIGN STUDIO
7360 NORTH SENECA ROAD
FOX POINT, WI 53217
T: (414) 587-0595
E: jr@racydesign.com
W: www.racydesign.com

© 2025 Justin Racinowski Design LLC. Use, modification, or reproduction of this design document is not permitted unless permission is granted by Justin Racinowski Design, who shall retain all common law, statutory and other reserved rights, including the copyright.

The contractor shall independently verify all project measurements and existing conditions according to the contract documents. The contractor shall report any discrepancies or inconsistencies to the designer immediately, prior to commencing the associated work, so that any required remedial work can be performed.

CLIENT / OWNER:
Lance and Karin Severson
5417 W. Parkview Drive
Mequon, WI 53092

GENERAL CONTRACTOR
Coach House Homes
W63 N671, Washington Ave
Cedarburg, WI 53012
(262) 421-8464
kate@coachhousehomes.com
info@coachhousehomes.com

STRUCTURAL ENGINEER
BLODGETT ENGINEERING LLC
W169 N10815 Redwood Lane
Germantown, WI 53022
blodgeteng@wi.rr.com
(262) 293-9923

PROJECT INFO / LOCATION:
The Severson Residence
Detached Storage / Pool House
5417 West Parkview Drive, Mequon, WI 53092

DATE:
3/23/2026

REVISIONS:
1
2

SHEET TITLE:
Building Sections looking east

PERMIT SET

SHEET: 36X24

A4.1

11333 N. Cedarburg Road
Mequon, WI 53092-1930
Phone: 262/236-2914
Fax: 262/242-9655

www.cityofmequonwi.gov **Inspections**

TO: **Architectural Board**
FROM: **Karen Heil, Administrative Assistant**
DATE: **April 13, 2026**
SUBJECT: **Todd & Christina Scheer**
Shed at 11556 N. Holly Road
Subdivision: Solar Heights
Contractor: Owner / Architect: Zuern Building Products
District 3 - 6: 45 pm

Attachments:
Statement of Intent, Plans, Pictures & Survey

Date: March 18, 2026

Applicant Name and Address:
Todd and Christina Scheer
11556 N Holly Road
Mequon, WI 53097

Re: Description of Shed for Building Permit

A detached shed project featuring a 22-by-15 enclosed space and a 7-by-15 covered outdoor area is planned to complement the existing house, using similar exterior materials, colors, and architectural details for a cohesive look. The structure sits on the property in a position that provides convenient access to the driveway, allowing easy movement of equipment and storage items. It combines functional indoor storage with a sheltered exterior workspace under the overhang, creating a practical and visually consistent addition to the home.

Christina and Todd Scheer
11556 N Holly Road
Mequon, WI 53097

Date: March 23, 2026

Re: Scheer Shed Permit Photos / Links

Back of house (south)

Front of House (west)

Side (south)

Side (north)

Architectural plans

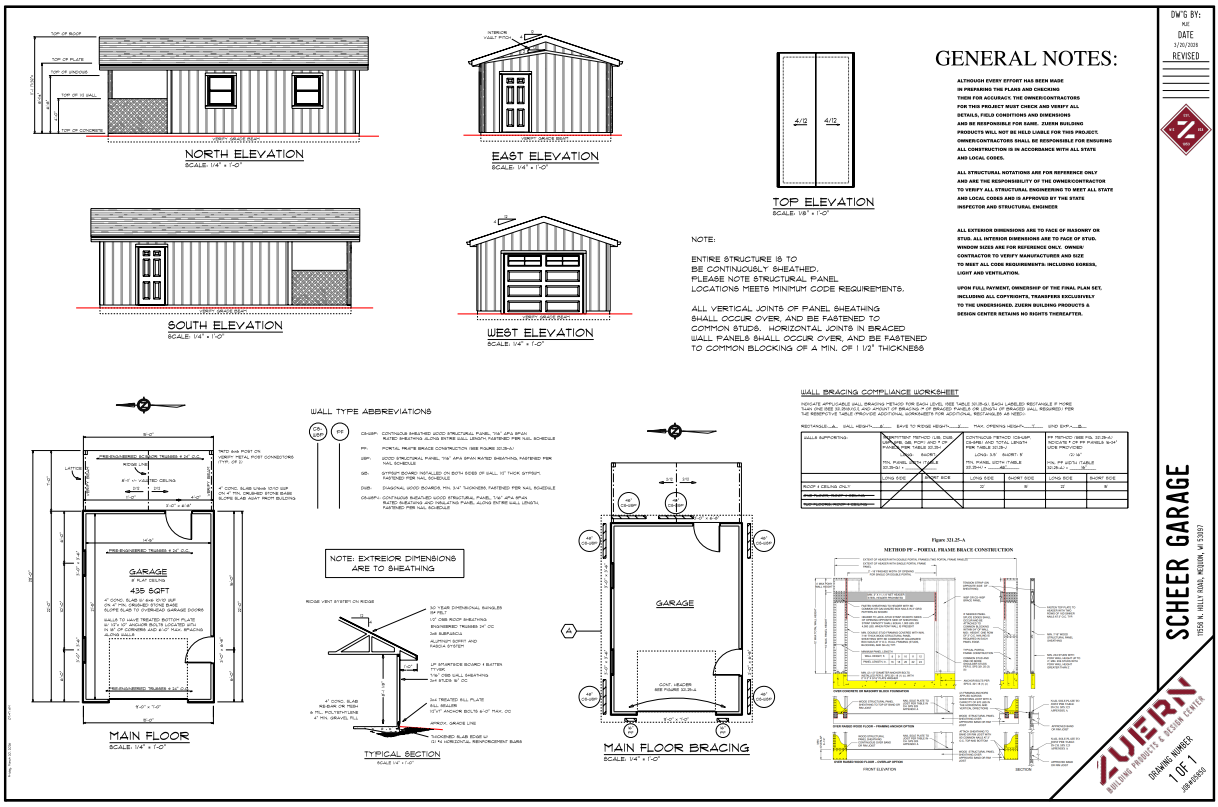

Survey

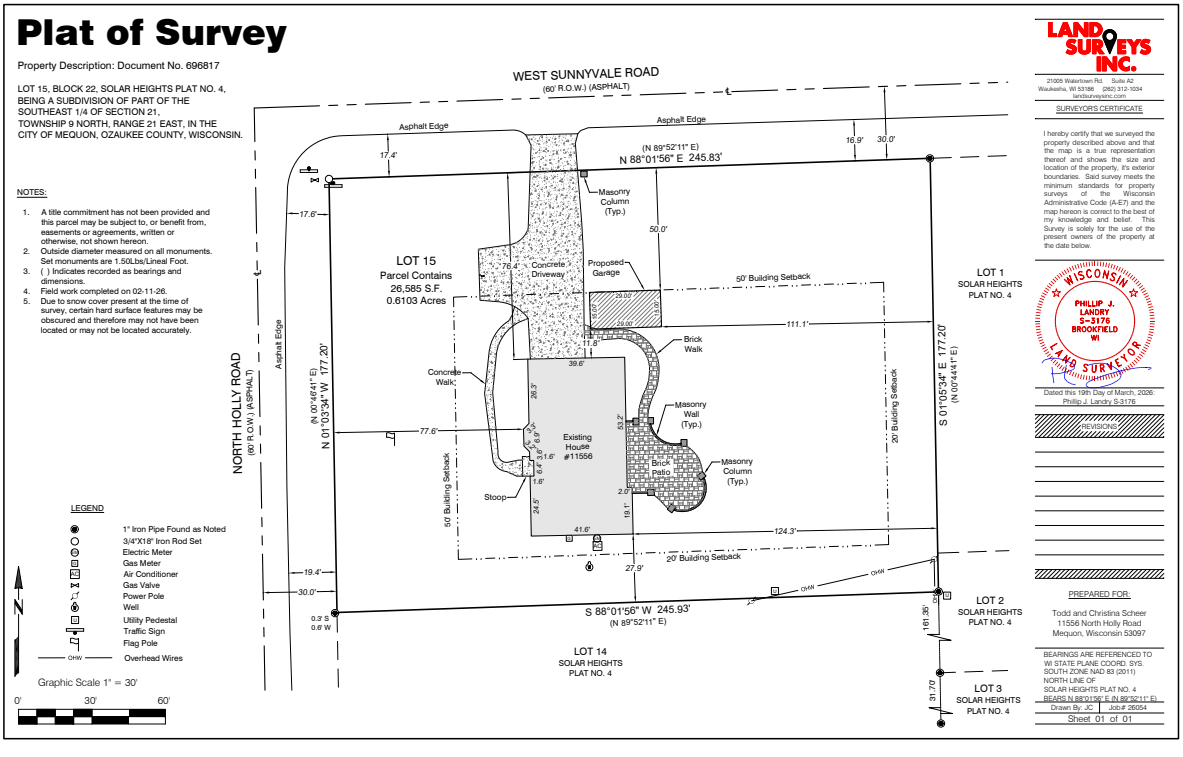

11333 N. Cedarburg Road
Mequon, WI 53092-1930
Phone: 262/236-2914
Fax: 262/242-9655

www.cityofmequonwi.gov **Inspections**

TO: **Architectural Board**
FROM: **Karen Heil, Administrative Assistant**
DATE: **April 13, 2026**
SUBJECT: **Nick Boerke**
3-Season Room Addition with new deck at 11450 N. Concord Creek Drive
Subdivision: Concord Creek
Contractor: Hometown Builders Unlimited / Architect: Hometown Builders Unlimited
District 3 - 7:05 pm

Attachments:
Survey, Pictures, Plans

Plat of Survey

JAHNKE & JAHNKE ASSOCIATES INC.

Consultants in Engineering, Planning, Subdivisions and Surveying
711 W. MORELAND BLVD. WAUKESHA, WISCONSIN 53188
TELEPHONE (262) 542-5797 FAX (262) 542-7698

FOR: REGENCY BUILDERS RE: AGRAWAL

LEGAL DESCRIPTION: Lot 74, CONCORD CREEK SUBDIVISION ADDITION NO. 2, being a redivision of Outlot 13, Concord Creek Subdivision Addition No. 1, being a part of the East 1/2 of the Northwest 1/4 and part of the Northeast 1/4 of the Southwest 1/4 of Section 22, Town 9 North, Range 21, East, City of Mequon, Ozaukee County, Wisconsin.

Bench Mark 714.43 (USGS) SE Sanitary sewer invert located in westerly manhole in front of Lot-7 located on Concord Creek Drive.

733.5- Existing elevation

Suggested Residence Grade: First Floor: 735.7*
Top of Foundation: 734.5*

*suggested frade only.

o Iron pipes found. No pipes set as part of survey.

NOTE: Expose sanitary sewer lateral before construction to verify location and gravity flow from the basement.

Reference Bearing: All bearing are based on the Wisconsin State Plane Coordinate System,South Zone, and all bearings are referenced to Grid North, Bearing are referenced to the North line of the Southwest 1/4 of Section 22, Town 9 North, Range 21 East. assumed bearing N. 88° 52' 44" E.

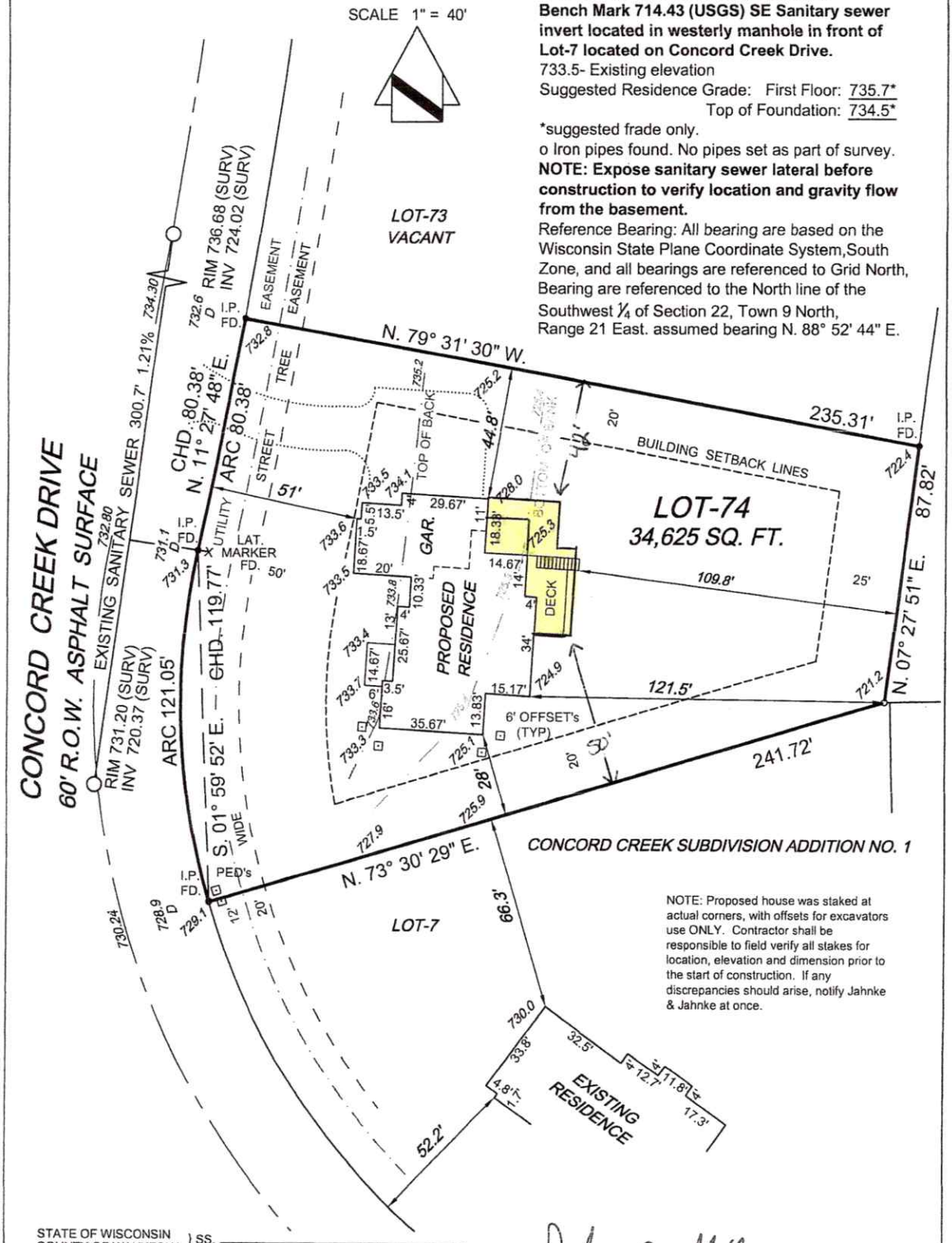

NOTE: Proposed house was staked at actual corners, with offsets for excavators use ONLY. Contractor shall be responsible to field verify all stakes for location, elevation and dimension prior to the start of construction. If any discrepancies should arise, notify Jahnke & Jahnke at once.

STATE OF WISCONSIN } SS.
COUNTY OF WAUKESHA

WE, JAHNKE & JAHNKE ASSOCIATES INC., DO HEREBY CERTIFY THAT WE HAVE MADE THIS SURVEY AND THAT THE INFORMATION AS SHOWN ON THE ABOUT PLAT OF SURVEY IS TRUE AND CORRECT REPRESENTATION THEREOF.

REVISION DATE: 3-3-08 (STAKEOUT)

DATED THIS 26 th DAY OF FEBRUARY, 2008

PLAT No. PS OZAUKEE 535 BOOK No. OZAUKEE-22 PAGE No. 40

DRAWN BY: P.M. 08-02-006

John R. Stigler

JOHN R. STIGLER – Wis. Reg. No. S – 1820

If this seal is not red in color, this plan is a copy that should be assumed to contain unauthorized alterations. The certification contained on this document shall not apply to any copies.

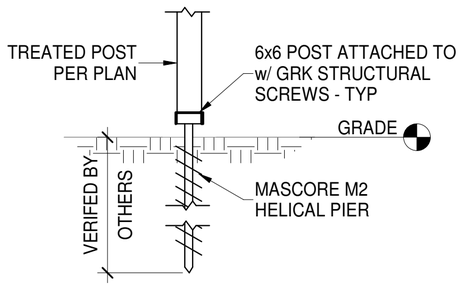

A D1 TYPICAL HELICAL PILE DETAIL

N.T.S.

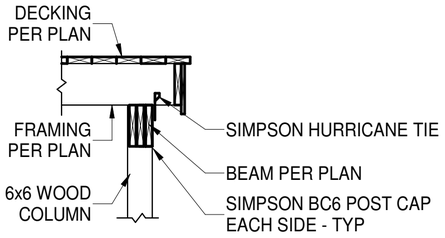

B D1 TYPICAL DROP BEAM DETAIL

N.T.S.

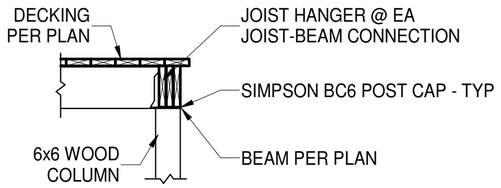

C D1 TYPICAL POST-BEAM DETAIL

N.T.S.

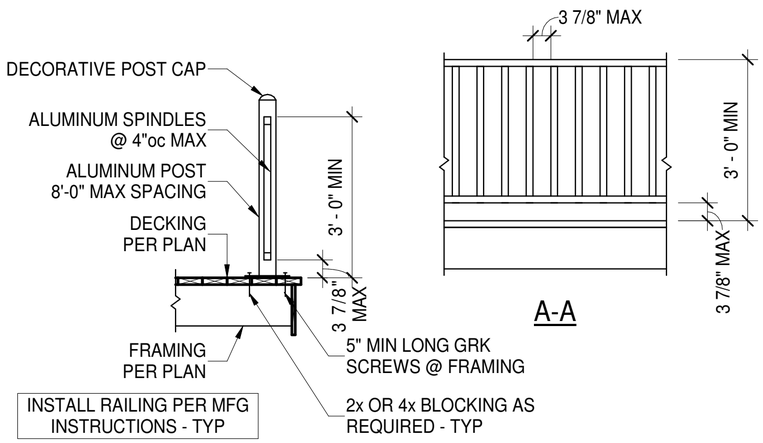

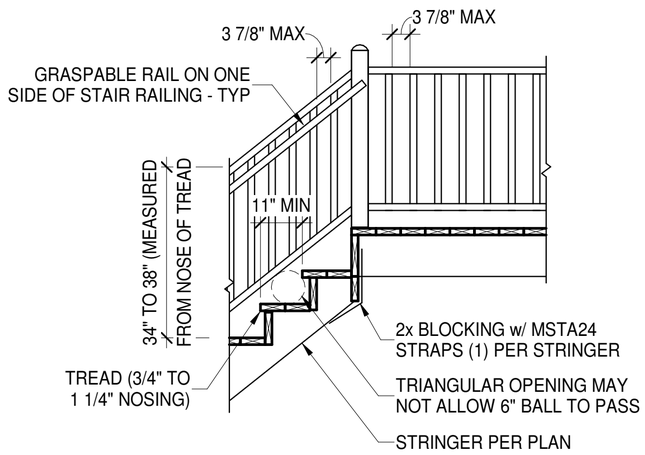

D D1 TYPICAL POST TO DECK DETAIL

N.T.S.

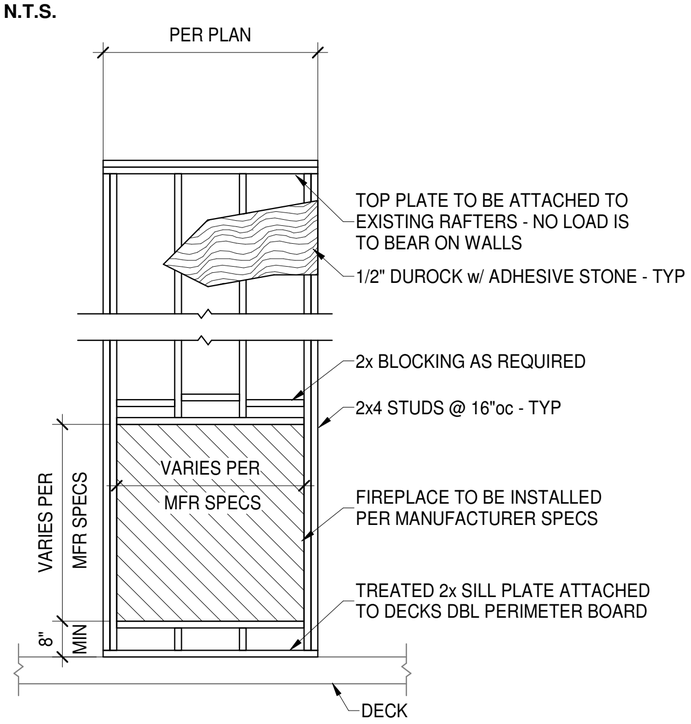

E D1 TYPICAL STAIR DETAIL

N.T.S.

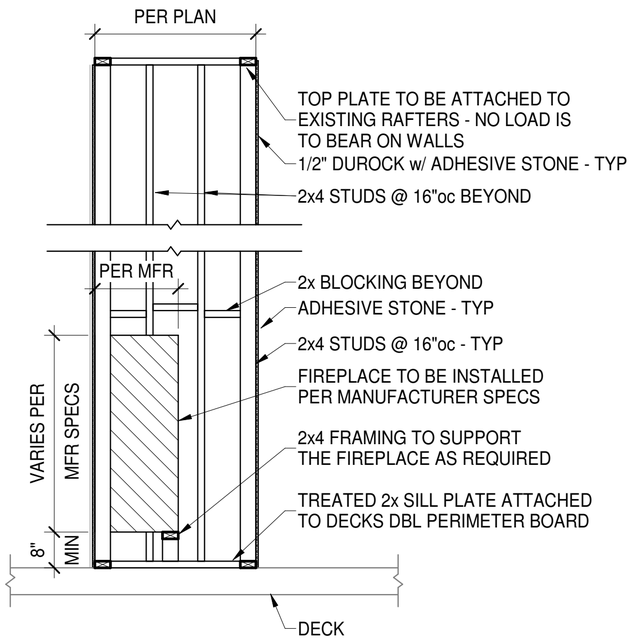

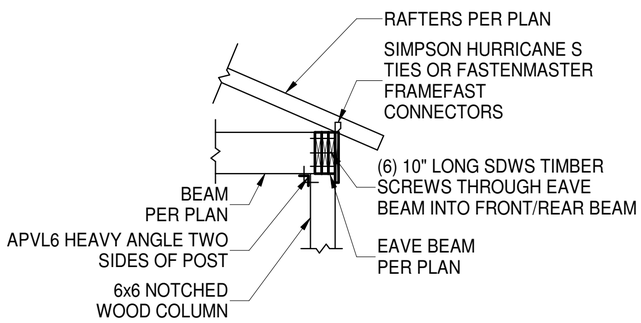

F D1 FIREPLACE ELEVATION

N.T.S.

G D1 FIREPLACE SECTION

N.T.S.

H D1 TYPICAL BEAM TO POST & RAFTERS

N.T.S.

HOMETOWN BUILDERS UNLIMITED

BOERKE RESIDENCE

11450 N CONCORD CREEK DR,
MEQUON, WI 53092

DRAWN BY:
NM DRAFTING & DESIGN LLC

ORIG. DATE:
03-10-2026

REVISIONS

No.	Description	Date

D1

TYPICAL DETAILS

DRAWINGS COMPLETED BY A NON-LICENSED PROFESSIONAL

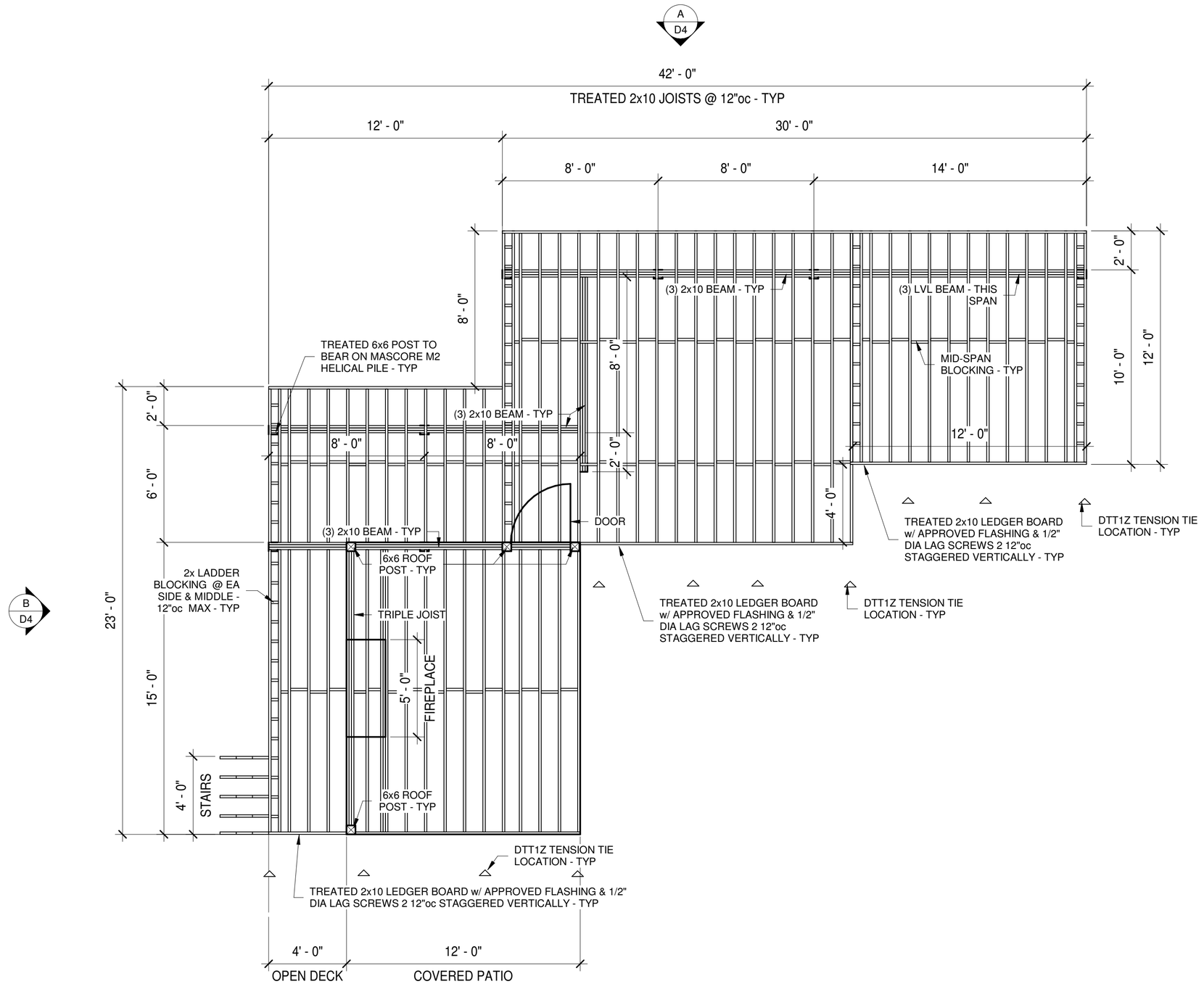

NOTES:
1. ALL LUMBER TO BE TREATED #2 OR BETTER
2. ALL STAIR STRINGERS TO BE 2x12 @ 12"oc MAX - TYP

DRAWINGS COMPLETED BY A NON-LICENSED PROFESSIONAL

HOMETOWN BUILDERS UNLIMITED

BOERKE RESIDENCE

11450 N CONCORD CREEK DR,
MEQUON, WI 53092

DRAWN BY:
NM DRAFTING & DESIGN LLC

ORIG. DATE:
03-10-2026

REVISIONS

No.	Description	Date

D2

DECK FRAMING PLAN

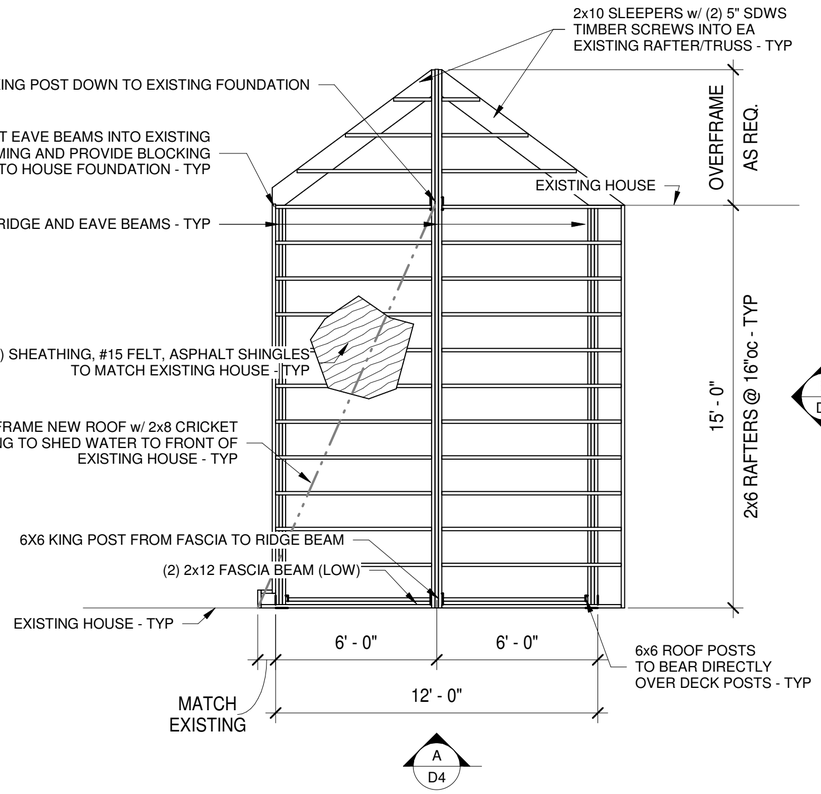

NOTES:
1. ALL LUMBER TO BE #2 OR BETTER
2. ALL STAIR STRINGERS TO BE 2x12 @ 12"oc MAX - TYP

DRAWINGS COMPLETED BY A NON-LICENSED PROFESSIONAL

BOERKE RESIDENCE

11450 N CONCORD CREEK DR,
MEQUON, WI 53092

DRAWN BY:
NM DRAFTING & DESIGN LLC

ORIG. DATE:
03-10-2026

REVISIONS

No.	Description	Date

D3

ROOF FRAMING PLAN

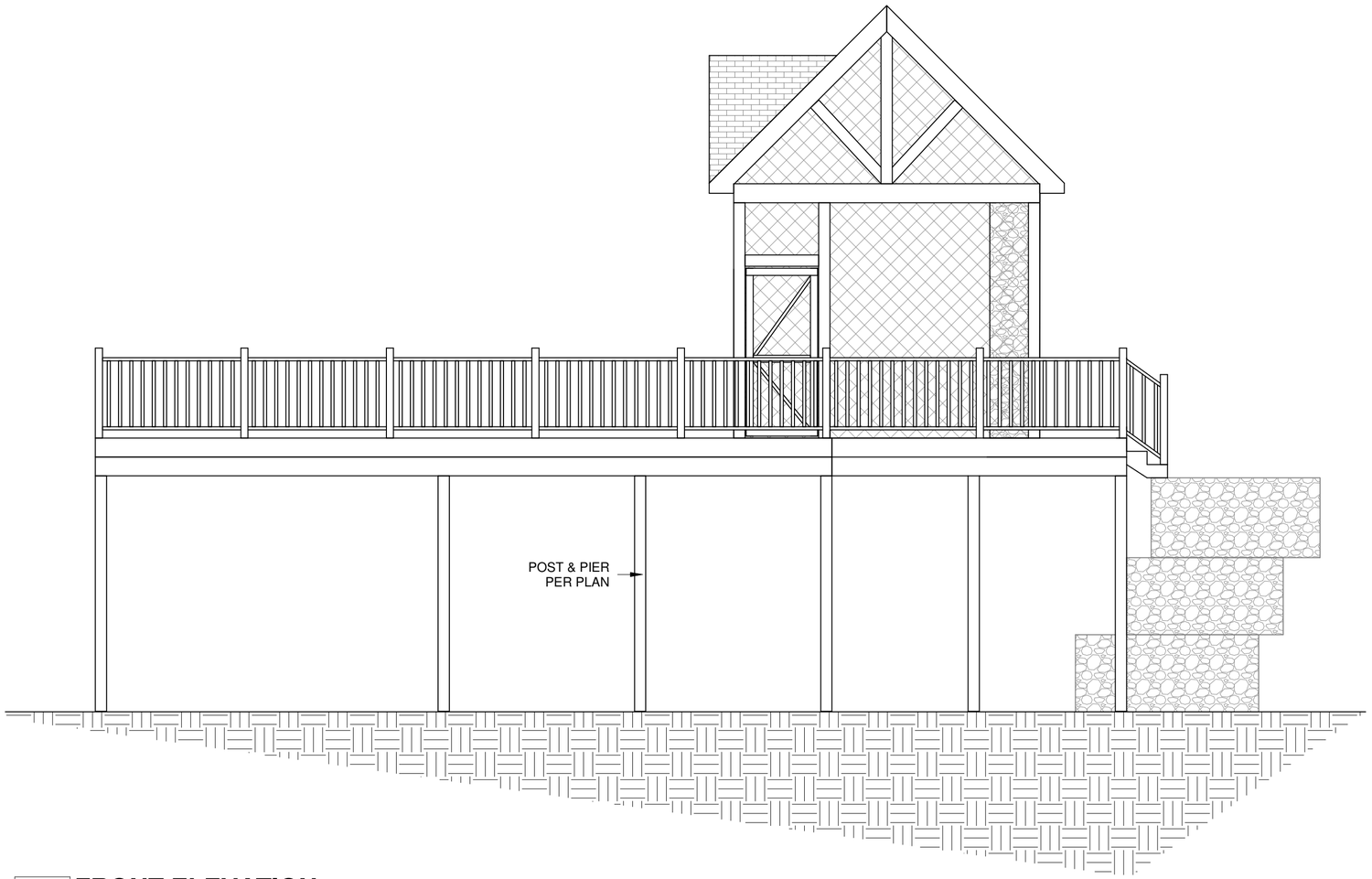

A D4 **FRONT ELEVATION**

N.T.S.

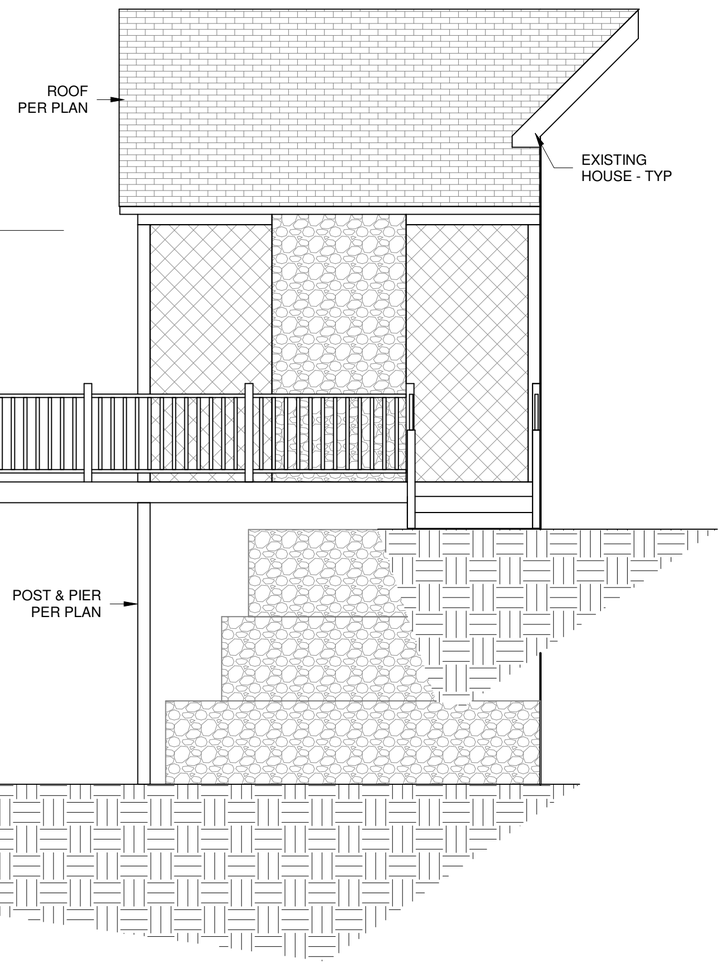

B D4 **RIGHT ELEVATION**

N.T.S.

HOMETOWN BUILDERS UNLIMITED

BOERKE RESIDENCE

11450 N CONCORD CREEK DR,
MEQUON, WI 53092

DRAWN BY:
NM DRAFTING & DESIGN LLC

ORIG. DATE:
03-10-2026

REVISIONS

No.	Description	Date

D4

ELEVATIONS

DRAWINGS COMPLETED BY A NON-LICENSED PROFESSIONAL

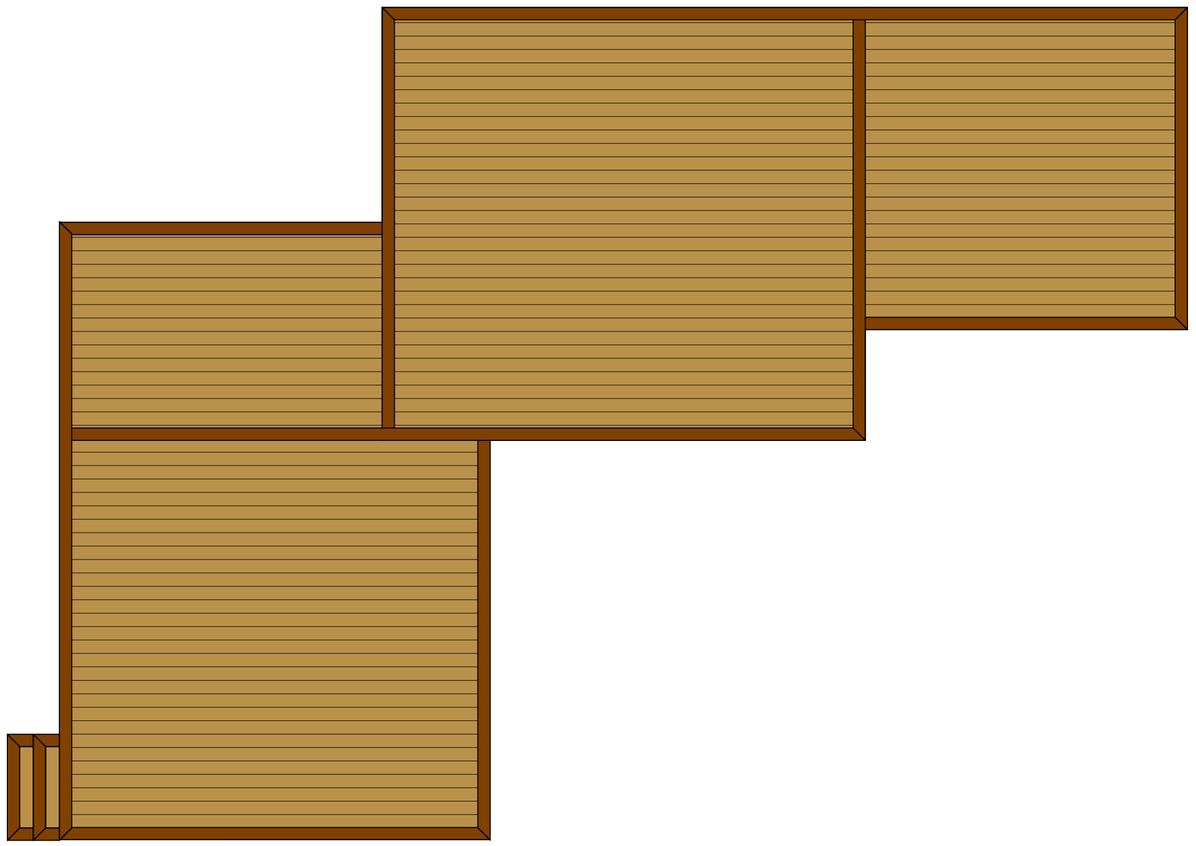

KEY:

TIMBERTECH ANTIQUE LEATHER

TIMBERTECH DARK ROAST

A
D5

DECKING PLAN

1/4" = 1'-0"

BOERKE RESIDENCE

11450 N CONCORD CREEK DR,
MEQUON, WI 53092

DRAWN BY:
NM DRAFTING & DESIGN LLC

ORIG. DATE:
03-10-2026

REVISIONS

No.	Description	Date

D5

DECKING PLAN

DRAWINGS COMPLETED BY A NON-LICENSED PROFESSIONAL

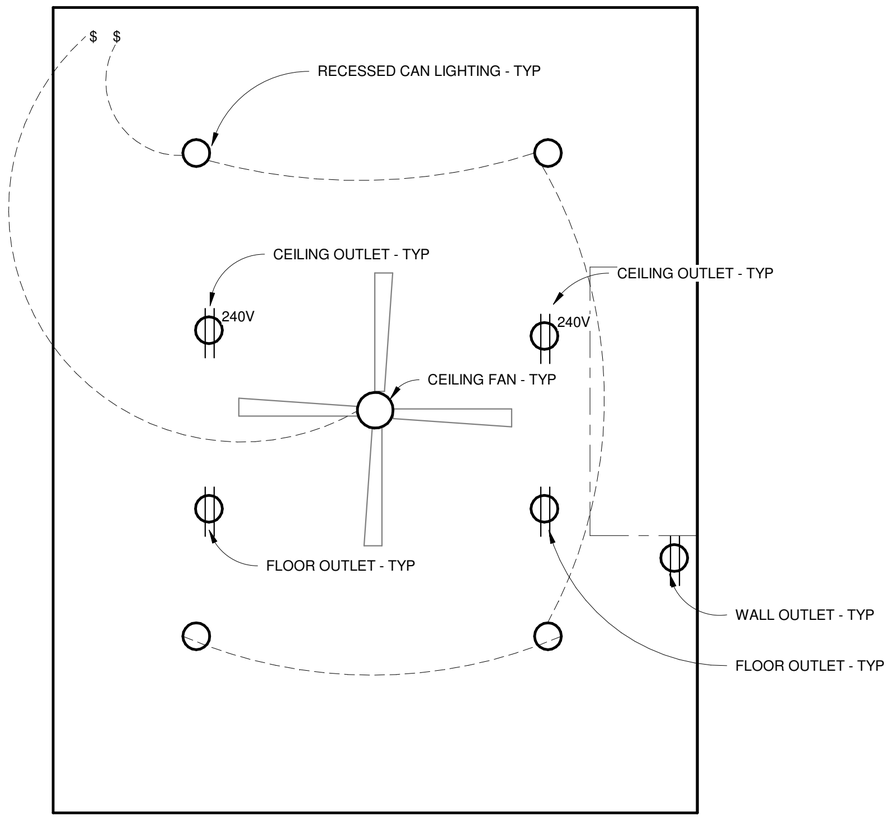

A / E1 **ELECTRICAL PLAN**

1/2" = 1'-0"

KEY:

240V — 240V OUTLET (FOR FUTURE HEATER USE)

RECESSED CAN LIGHTING

120V OUTLET

$ — WALL SWITCH

BOERKE RESIDENCE

11450 N CONCORD CREEK DR,
MEQUON, WI 53092

DRAWN BY:
NM DRAFTING & DESIGN LLC

ORIG. DATE:
03-10-2026

REVISIONS

No.	Description	Date

E1

ELECTRICAL PLAN

DRAWINGS COMPLETED BY A NON-LICENSED PROFESSIONAL

11333 N. Cedarburg Road
Mequon, WI 53092-1930
Phone: 262/236-2914
Fax: 262/242-9655

www.cityofmequonwi.gov **Inspections**

TO: **Architectural Board**
FROM: **Karen Heil, Administrative Assistant**
DATE: **April 13, 2026**
SUBJECT: **Mathew Otto**
Window changes at 8044 W. Poplar Drive
Subdivision: Westwood of Mequon
Contractor: Pella Windows & Doors of WI / Architect: N/A
District 3 - 7:15 pm

Attachments:
Statement of Intent, Pictures

Mathew Otto
8044 W. Poplar Drive

Window approval required.

To clarify what we are proposing is not a grille elimination. Only a slight change to have the bump out area have a cleaning look from the inside and out. I attached rendering of the windows to show scale how they will look. This is the third phase of window replacements on this property. We are also replacing a few other openings but those will be compliant with the traditional grilles to match.

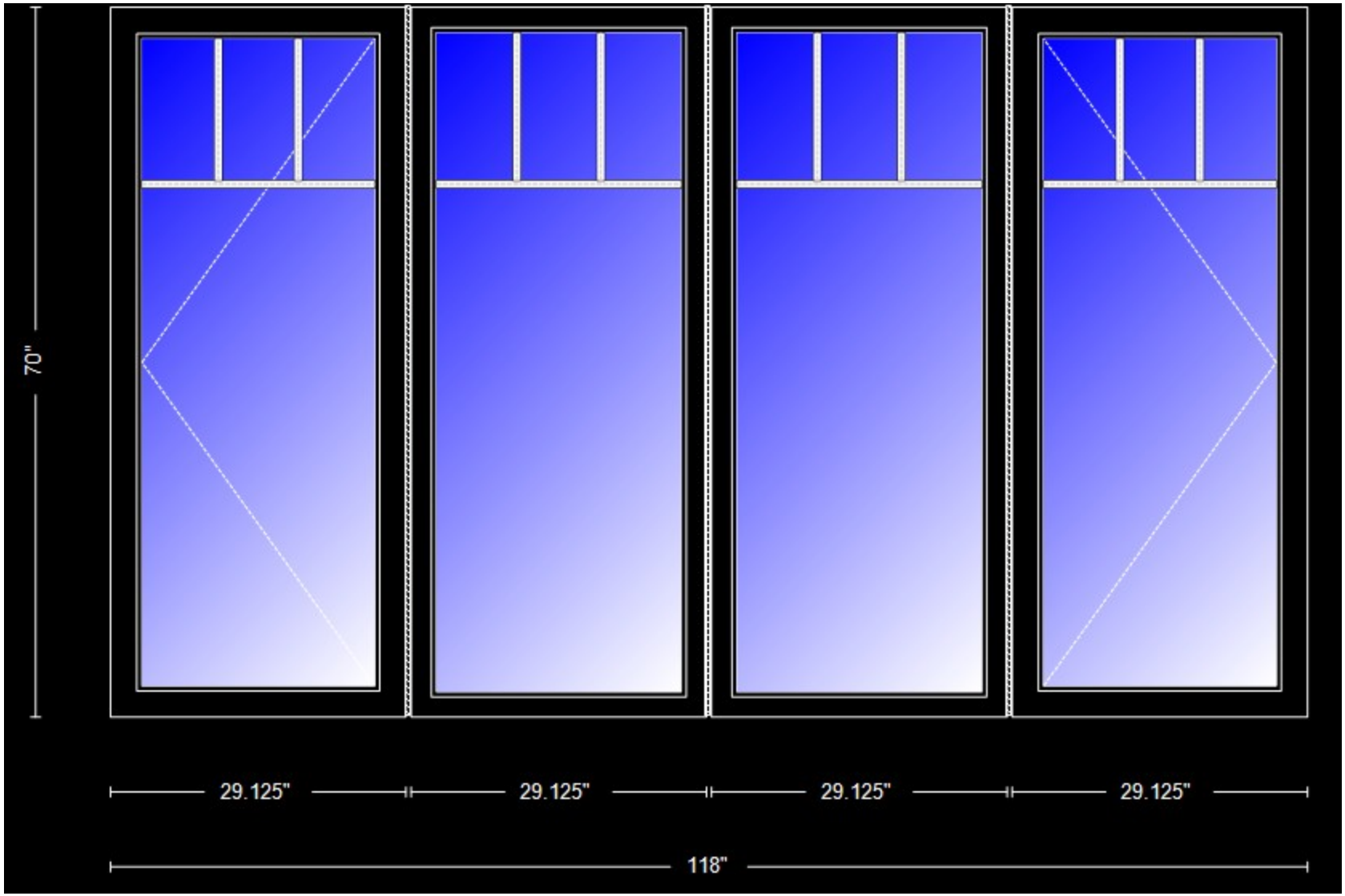
70"
29.125"
29.125"
29.125"
29.125"
118"

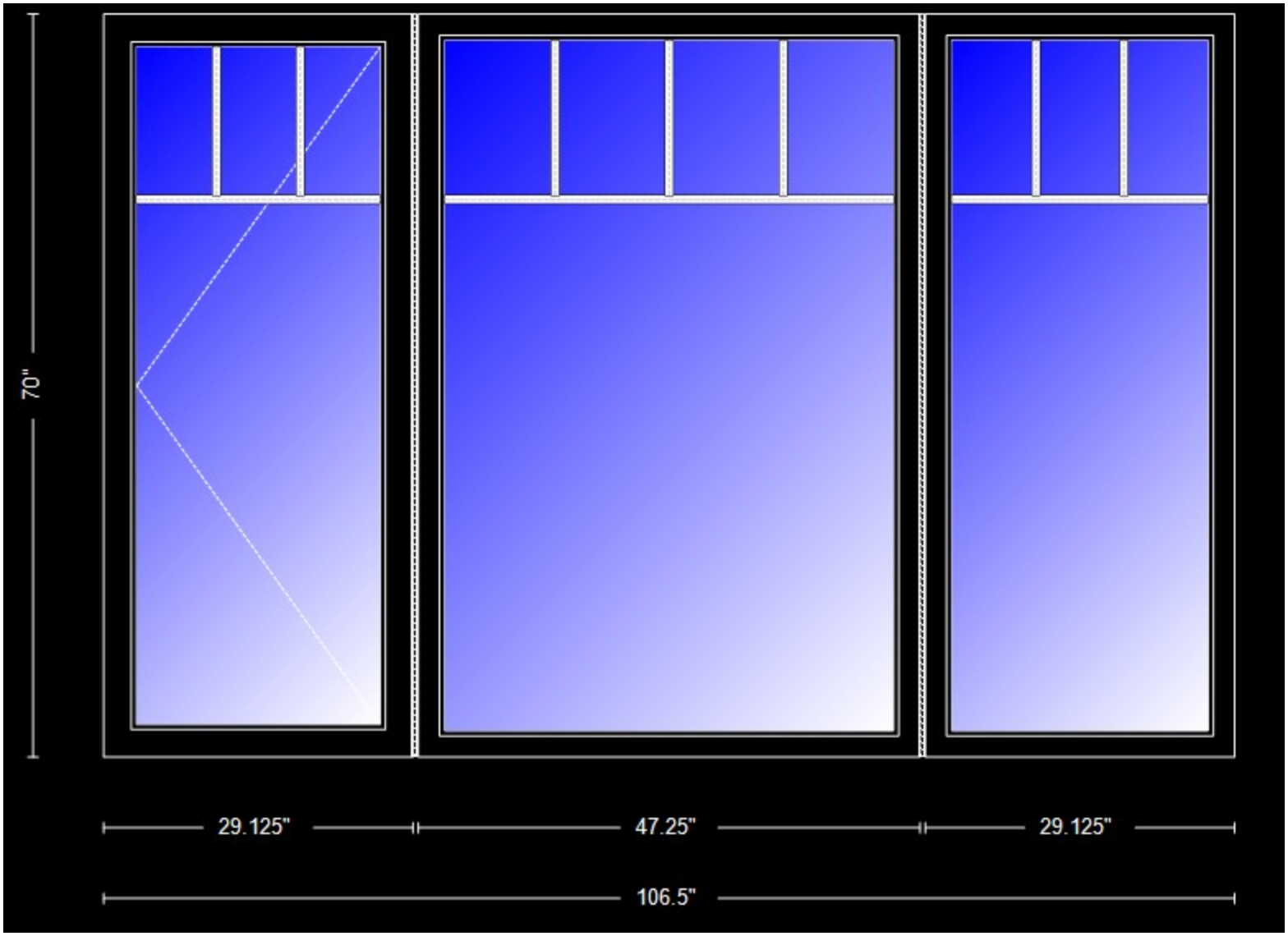
70"
29.125"
47.25"
29.125"
106.5"

11333 N. Cedarburg Road
Mequon, WI 53092-1930
Phone: 262/236-2914
Fax: 262/242-9655

www.cityofmequonwi.gov **Inspections**

TO: **Architectural Board**
FROM: **Karen Heil, Administrative Assistant**
DATE: **April 13, 2026**
SUBJECT: **Kaerek Homes, Inc.**
New Single-Family Residence at 9857 N. Migratory Court
Subdivision: Swan Ridge Farms
Contractor: Kaerek Homes, Inc. / Architect: Kaerek Homes, Inc.
District 4 - 7:25 pm

Attachments:
Survey, Plans

PLAT OF SURVEY

Kaerek Homes
Job No. 9509

LOCATION: Migratory Court, Mequon, Wisconsin

LEGAL DESCRIPTION: Lot 11 in **SWAN RIDGE FARMS**, being a part of the Southeast 1/4 of the Northeast 1/4 and the Northeast 1/4 and Southeast 1/4 of the Southeast 1/4 of Section 32, Town 9 North, Range 21 East, City of Mequon, Ozaukee County, Wisconsin.

January 30, 2026 (Drawing Only) Survey No. 116524-S
February 12, 2026 Staked Proposed Dwelling
Bebruary 25, 2026 Added Proposed Grading Plan

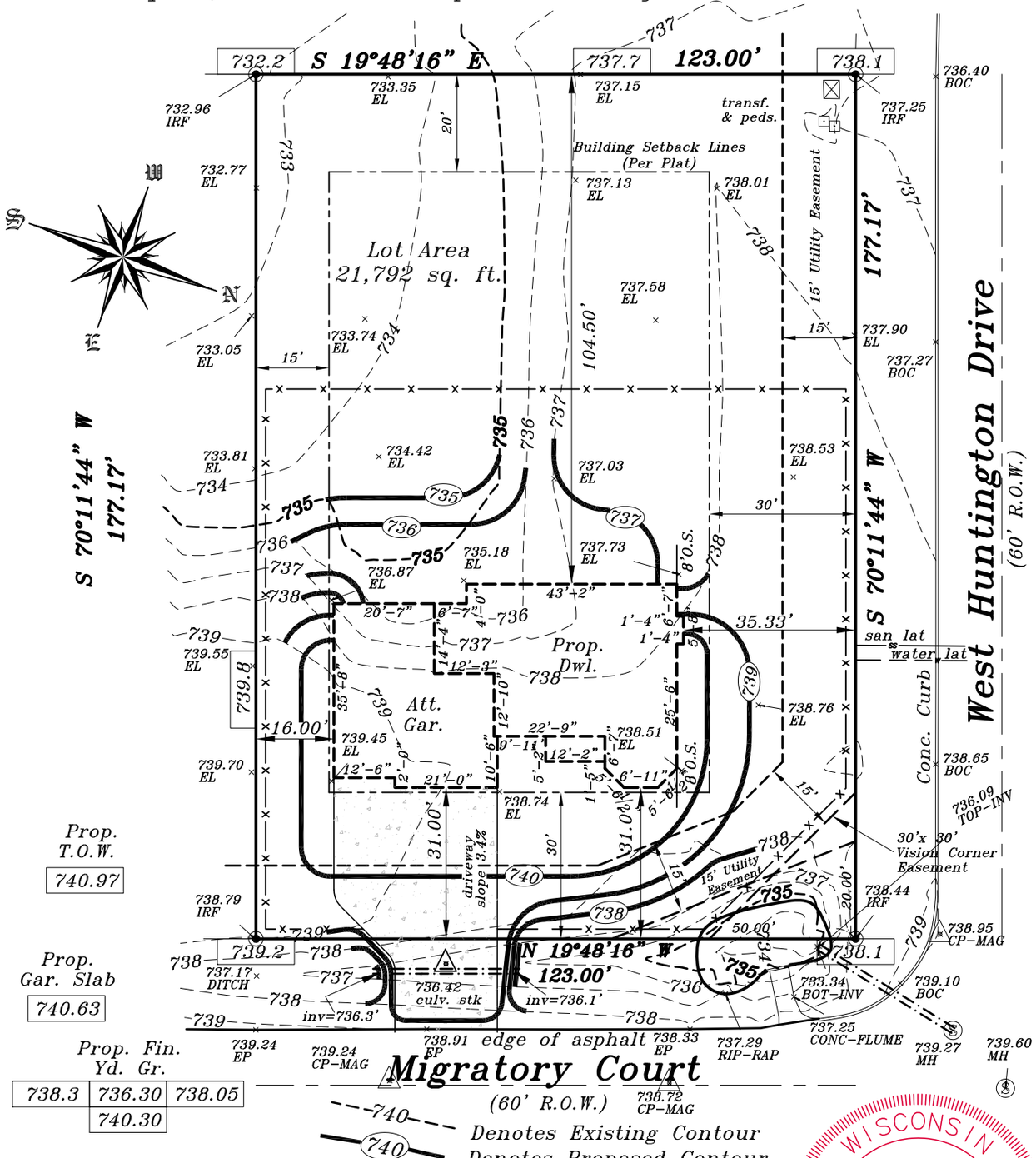

Proposed finished yard, 1st floor or top of foundation grade shown on this drawing is a suggested grade and should be verified by the owner, builder or municipality

GRAPHIC SCALE

30 0 15 30

(IN FEET)
1 inch = 30 ft.

WISCONSIN
DENNIS C. SAUER
S-2421
Franklin, WI
LAND SURVEYOR

METROPOLITAN SURVEY SERVICE, INC.

PROFESSIONAL LAND SURVEYORS
8482 South 76th Street
Franklin, Wisconsin 53132
PHONE (414) 529-5380
survey@metropolitansurvey.com
www.metropolitansurvey.com

◉ — *Denotes Iron Rod Found*
◎ — *Denotes Iron Pipe Set*
000.0 — *Denotes Proposed Grade*
—x—x—x— *Denotes Proposed Silt Screen*

I HEREBY CERTIFY THAT I HAVE SURVEYED THE ABOVE DESCRIBED PROPERTY AND THAT THE ABOVE MAP IS A TRUE REPRESENTATION THEREOF AND SHOWS THE SIZE AND LOCATION OF THE PROPERTY. ITS EXTERIOR BOUNDARIES, THE LOCATION OF ALL VISIBLE STRUCTURES AND DIMENSIONS OF ALL PRINCIPAL BUILDINGS THEREON, BOUNDARY FENCES, APPARENT EASEMENTS AND ROADWAYS AND VISIBLE ENCROACHMENT, IF ANY.

THIS SURVEY IS MADE FOR THE EXCLUSIVE USE OF THE PRESENT OWNERS OF THE PROPERTY, AND ALSO THOSE WHO PURCHASE, MORTGAGE, OR GUARANTEE THE TITLE THERETO WITHIN ONE (1) YEAR FROM THE DATE HEREOF.

SIGNED _____

Dennis C. Sauer
Professional Land Surveyor S-2421

WRAP ICE AND WATER SHIELD UP SECOND FLOOR WALLS 18" - WHERE APPLICABLE

PLUMBER NOTE:
WHEN ROUGHING PLEASE MARK ON EXTERIOR OF HOME THE LOCATIONS OF SUMP PUMP, ALL HOSE BIBB, & GAS SERVICE FOR SIDERS MOUNTING BLOCKS.

ROOFING CONTRACTOR TO INSTALL KICK-OUT FLASHING WHERE APPLICABLE

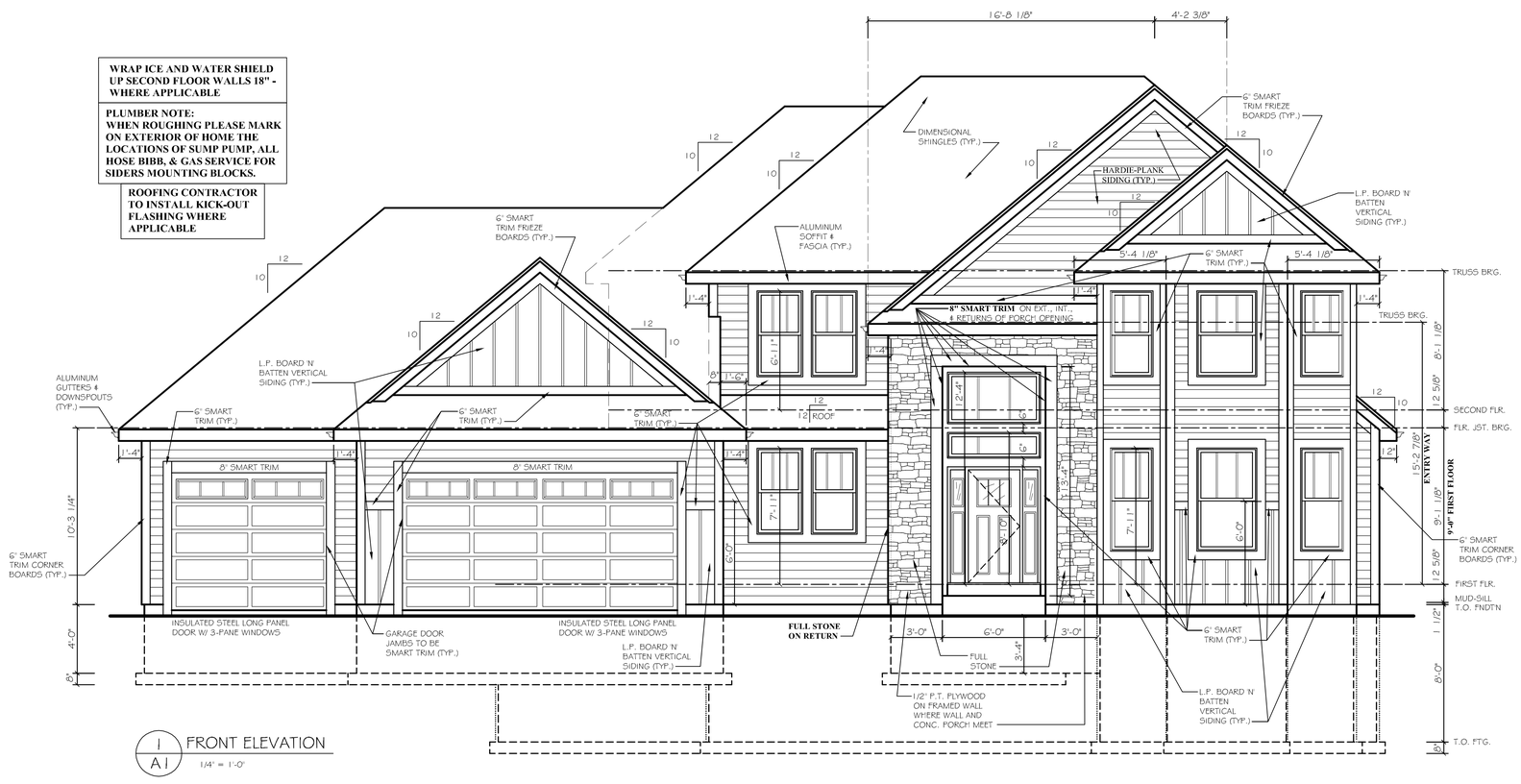

1 / A1 FRONT ELEVATION
1/4" = 1'-0"

SYMBOLS

- CEILING LIGHT
- LIGHT ON PULL CHAIN (PC)
- WALL MOUNTED LIGHT
- DUPLEX RECEPTACLE
- WEATHER-PROOF DUPLEX RECEPTACLE (WP)
- GROUND-FAULT RECEPTACLE (GFI)
- 220 VOLT OUTLET (220)
- TELEPHONE JACK
- SWITCH (S)
- 2-WAY SWITCH (S_2)
- 3-WAY SWITCH (S_3)
- GAS CONNECTION (GAS)
- HOSE BIB (HB)
- FLOOD LIGHT
- EYEBALL LIGHT (EYE)
- RECESSED LIGHT (REC. LT.)
- HEAT, LIGHT, FAN UNIT (H,L,F)
- REINFORCED CEILING FAN OUTLET (CFO)
- INTERCONNECTED SMOKE DETECTOR (S)
- EXHAUST FAN (F)
- TV CABLE OUTLET (TV)
- SMOKE / CARBON MONOXIDE DETECTOR (S/M)

ABBREVIATIONS

ABV.	ABOVE	C.C.	CLOTHES CHUTE	DIA.	DIAMETER	G.D.	GARBAGE DISPOSAL	MAX.	MAXIMUM	STL.	STEEL
A.F.F.	ABOVE FINISH FLOOR	CLG.	CEILING	D.W.	DISH WASHER	GYP. BD.	GYPSUM WALL BOARD (DRYWALL)	O.C.	ON CENTER	T. & G.	TONGUE AND GROOVE
BLDG.	BUILDING	CMU.	CONCRETE MASONRY	EXT.	EXTERIOR	HDR.	HEADER	O.H. DR.	OVERHEAD DOOR	T.O.	TOP OF
BLW.	BELOW	COL.	COLUMN	F.G.	FIBERGLASS	INSUL.	INSULATION	PL. & SH.	POLE AND SHELF	TYP.	TYPICAL
BM.	BEAM	CONC.	CONCRETE	FLR.	FLOOR	JST.	JOIST	P.T.	PRESSURE TREATED	W/	WITH
B.O.	BOTTOM OF	CRS.	COURSE	FTG	FOOTING	L.T.	LAUNDRY TUB	R.O.	ROUGH OPENING	WD.	WOOD
BRG.	BEARING	C.T.	CERAMIC TILE	FURN.	FURNACE	MIN.	MINIMUM	SH.	SHELF	W.H.	WATER HEATER

GENERAL NOTES

1. CONTRACTOR SHALL VERIFY MISSING OR INCORRECT DIMENSIONS WITH KAEREK HOMES, INC. PRIOR TO CONTINUING W/ WORK.

   DO NOT SCALE DIMENSIONS FROM DRAWINGS!

2. INTERIOR PARTITIONS ARE: 4-1/2" THICK (ACTUAL) UNLESS OTHERWISE NOTED.
3. **THE PLACEMENT OF BUILDING COMPONENTS, MECHANICAL EQUIPMENT, ALL ELECTRICAL & APPLIANCES ARE SUBJECT TO FIELD ADJUSTMENT.** ACTUAL CONSTRUCTION MAY NOT CONFORM EXACTLY TO THE INDICATED LOCATIONS ON THE DRAWINGS.
4. ROUGH CARPENTERS SHALL ERECT AND MAINTAIN TEMPORARY SAFETY BARRIERS AT ALL OPENINGS AND EDGES BETWEEN FLOORS & AT STAIRWAYS. SUBCONTRACTORS SHALL REPLACE OR REPAIR ANY BARRIERS REMOVED FOR CONSTRUCTION UNTIL FINISHED BARRIERS HAVE BEEN INSTALLED.
5. ROOF TRUSS MANUFACTURER TO PROVIDE VALLEY FRAMING FOR ANY VALLEY 16' WIDE AND OVER.
6. ALL FASTENERS INTO ANY PT LUMBER SHALL BE HOT DIPPED GALVANIZED.
7. ALL MINIMUM BEARING HEADERS UNLESS NOTED OTHERWISE ON DRAWINGS SHALL BE:
   - FOR OPENINGS 3'-0" OR LESS.....(2 - 2 X 10's)
   - FOR OPENINGS 3'-1" TO 4'-0".....(2 - 2 X 12s)
   - FOR NON-LABLED OPENINGS LARGER THAN 4'-0" CONTRACTOR SHALL CONTACT KAEREK HOMES INC. FOR HEADER SIZE.

INDEX TO SHEETS

A-1 FRONT ELEVATION, RIGHT SIDE ELEVATION, GENERAL NOTES, ABBREVIATIONS, KEY TO SYMBOLS

A-2 FOOTING & FNDT'N PLAN, FNDT'N DETAILS, ELECTRICAL PLAN

A-3 FIRST FLOOR PLAN, ELECTRICAL PLAN, CABINET ELEVATIONS, DRYWALL LOCKER DETAIL

A-4 SECOND FLOOR PLAN, ELECTRICAL PLAN, CABINET ELEVATIONS, WINDOW & DOOR SCHEDULE

A-5 REAR ELEVATION, LEFT SIDE ELEVATION, ROOF PLAN

A-6 WALL BRACING PLANS, WALL BRACING DETAILS

A-7 BUILDING SECTIONS, DRAIN DETAILS

WRAP ICE AND WATER SHIELD UP SECOND FLOOR WALLS 18" - WHERE APPLICABLE

PLUMBER NOTE:
WHEN ROUGHING PLEASE MARK ON EXTERIOR OF HOME THE LOCATIONS OF SUMP PUMP, ALL HOSE BIBB, & GAS SERVICE FOR SIDERS MOUNTING BLOCKS.

ROOFING CONTRACTOR TO INSTALL KICK-OUT FLASHING WHERE APPLICABLE

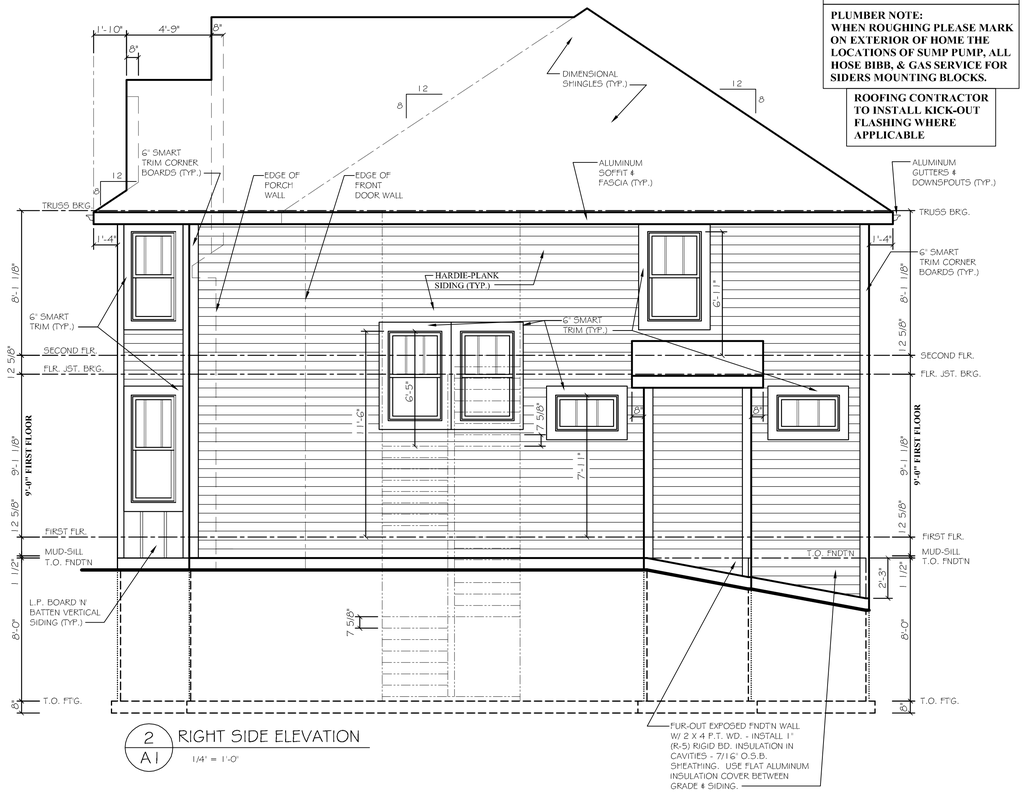

2 / A1 RIGHT SIDE ELEVATION
1/4" = 1'-0"

REVISIONS	BY

OWNERS APPROVAL:

DATE:

Kaerek HOMES, INC.
1 1600 LINCOLN AVENUE • WEST ALLIS, WI 53227
PHONE (414) 321-5300 • • FAX (414) 321-8622

A RESIDENCE FOR:
KAEREK HOMES, INC.
MIGRATORY COURT
LOT 11, SWAN RIDGE FARMS
MEQUON, WISCONSIN

PRESCOTT - ELITE SERIES

JOB NO.
KHI 9509

DRAWN BY:	MEW
PLAN DATE:	2/26/26
STRUCTURAL REVIEW BY:	JML
DATE:	XXXXXXXX
SHEET:	A1

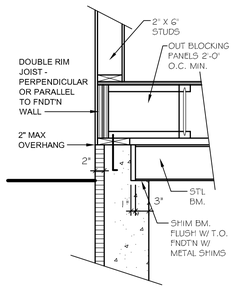

2 / A2 BM. DT'L @ POURED CONC. WALL

3/4" = 1'-0"

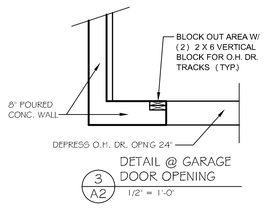

3 / A2 DETAIL @ GARAGE DOOR OPENING

1/2" = 1'-0"

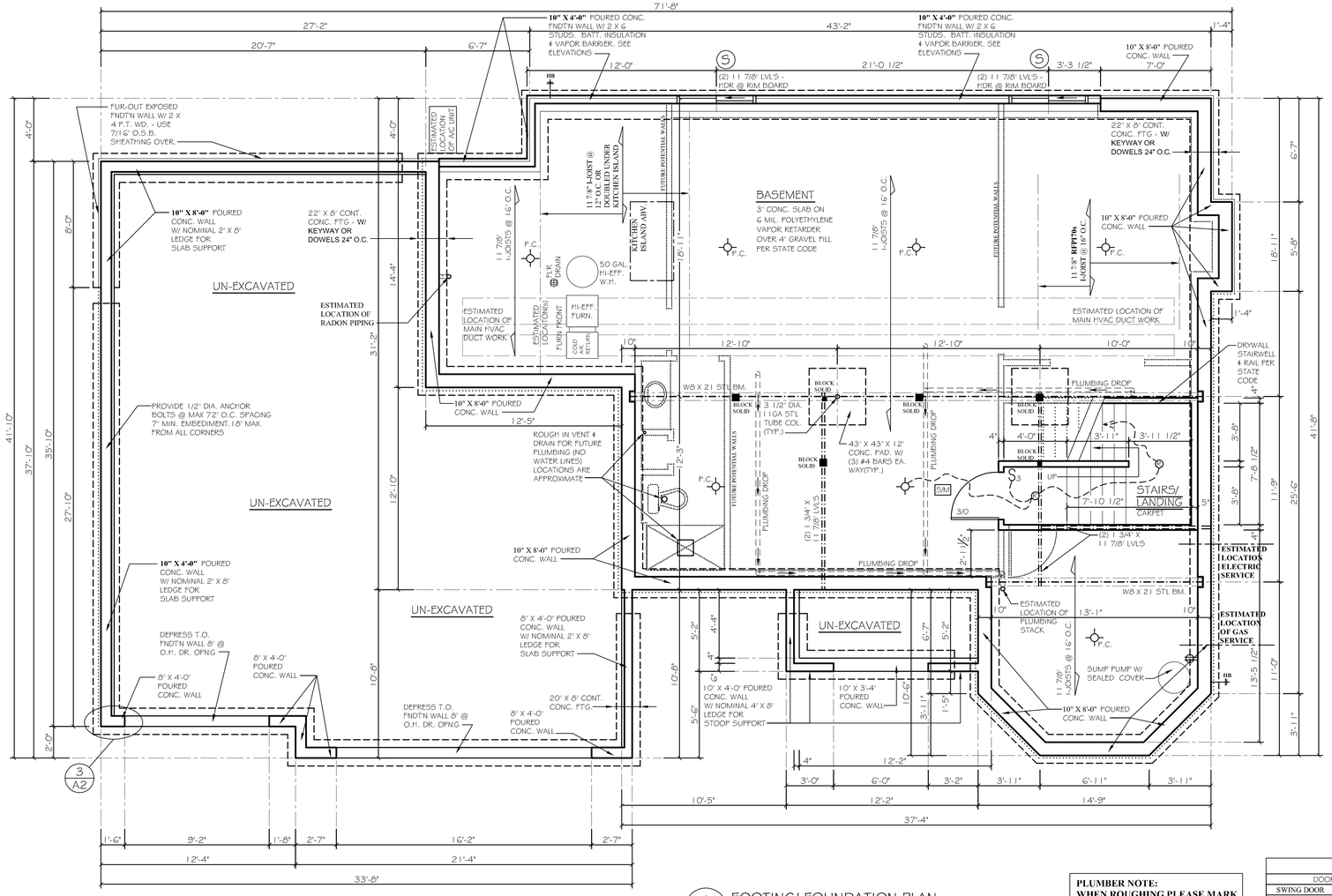

1 / A2 FOOTING/ FOUNDATION PLAN

1/4" = 1'-0"

1,372 SQ. FT. BASEMENT SLAB AREA
1,004 SQ. FT. GARAGE SLAB AREA

NOTES TO SHEET A2

1. SEE GENERAL NOTES ON SHEET A1
2. FOUNDATION CONTRACTOR IS RESPONSIBLE FOR PROVIDING ALL REQUIRED REINFORCING IN MASONRY OR CONCRETE FOUNDATION WALLS AS PROVIDED FOR BY STATE CODE.
3. **FOOTINGS ARE DESIGNED FOR 3000 PSI SOIL BEARING CAPACITY;** LESS CAPACITY MAY REQUIRE RE-ENGINEERING.
4. SUMP PUMP LOCATION MAY VARY FROM PLAN PER REQUIREMENTS OF GOVERNING AGENCIES AND/OR GENERAL CONTRACTOR'S DISCRETION.
5. FLOOR JOISTS SHALL BE ENGINEERED WOOD I-JOISTS UNLESS OTHERWISE NOTED.

   11 7/8" I-JOIST:
   MAX. SIMPLE SPAN IS 21'-5" @ 12" O.C.
   MAX. SIMPLE SPAN IS 19'-7" @ 16" O.C.
   MAX. MULTIPLE SPAN IS 23'-5" @ 12" O.C.
   MAX. MULTIPLE SPAN IS 20'-5" @ 16" O.C.

   MAXIMUM SPANS BASED ON 40 PSF L.L. + 10 PSF D.L. L.L. DEFLECTION LIMITED TO L/ 480.
6. 2-STORY PLANS - PROVIDE SOLID BLOCKING FROM T.O. STL BM. TO UNDERSIDE OF FLOOR SHEATHING. BLOCKING SHALL BE S.P.F. NO. 2 OR BETTER, CUT 1/16" LONGER THAN DEPTH OF JOIST, & SHALL BE EQUAL IN AREA TO COLUMN SUPPORTED.
7. FOUNDATION INSULATION: PROVIDE & INSTALL 2" (R-10) EXTRUDED POLYSTYRENE INSULATION AROUND ENTIRE PERIMETER OF BASEMENT FOUNDATION WALLS FROM T.O. FOOTING TO T.O. FOUNDATION WALL, (EXCLUDING BRICK LEDGES & EXPOSED SLAB EDGES) COVER EXPOSED INSULATION W/ INSULATION COVER (SEE WALL SECTION DETAIL)
8. CONTRACTOR TO PROVIDE A MIN. OF (2) #4 REINFORCING BARS @ BOTTOM OF ALL FOUNDATION WALLS SPANNING DISCONTINUOUS FOOTINGS.
9. FOOTINGS SUPPORTING A CONCRETE WALL WITH UNBALANCED FILL OVER 48" SHALL HAVE A KEYWAY OR DOWELS 24" O.C. **NO KEYWAY OR DOWELS REQUIRED WITH UNBALANCED BACKFILL LESS THAN 48".**
10. CONCRETE WALL AND RE-BAR SCHEDULE:-

    * 8" X 3'-4" - 5'-0" POURED CONCRETE WALLS:
      (2) #4 BARS HORIZONTAL - TOP AND BOTTOM OF CONCRETE WALL

    * 8" X 6'-0" - 7'-0" POURED CONCRETE WALLS:
      (3) #4 BARS HORIZONTAL - TOP, MIDDLE, & BOTTOM OF CONCRETE WALL

    *10" X 8'-0" & 7'-4" POURED CONCRETE WALLS:
      (3) #4 BARS HORIZONTAL - TOP, MIDDLE, & BOTTOM OF CONCRETE WALL

    *10" X 9'-0" POURED CONCRETE WALLS:
      (4) #4 BARS HORIZONTAL - EQUALLY SPACED IN CONCRETE WALL; TOP BAR SHALL BE WITH IN 24" OF TOP OF WALL BOTTOM BAR SHALL BE WITH IN 24" OF BOTTOM OF WALL.

    * LAP LENGTH SHALL BE A MINIMUM OF 24"

    * CORNERS = EXTEND BARS AROUND CORNER AND LAP A MIN. OF 30 BAR DIAMETERS.

    * POURED CONCRETE WALLS SHALL HAVE CONCRETE STRENGTH OF 3500 PSI.
11. FOUNDATION CONTRACTORS SHALL SUPPLY A GROUNDING BAR THAT PROTRUDES OUT OF THE TOP OF THE FOUNDATION WALL 3' - 4' @ THE ELECTRICAL SERVICE LOCATION. PLEASE CONTACT CONSTRUCTION SUPERINTENDENT IF LOCATION IS NOT LABELED ON PLAN.

ROUGH CARPENTER NOTE:

DOUBLE RIM JOIST ON FIRST FLOOR DECKS PERPENDICULAR OR PARALLEL TO FOUNDATION WALL. 2X8 MUDSILL SHALL NOT OVERHANG FOUNDATION WALL MORE THAN 1 1/2". 2" MAXIMUM OVERHANG WITH SHEATHING ATTACHED

PLUMBER NOTE:
WHEN ROUGHING PLEASE MARK ON EXTERIOR OF HOME THE LOCATIONS OF SUMP PUMP, ALL HOSE BIBB, & GAS SERVICE FOR SIDERS MOUNTING BLOCKS.

INTERIOR DOOR ROUGH OPENING SCHEDULE

DOOR TYPE	ROUGH OPENING	EXAMPLE
SWING DOOR	WIDTH: ADD 2" TO DOOR SIZE. HEIGHT = 83"	2/8 = 34" X 83" R.O.
SLIDE-BY-DOORS	WIDTH: ADD 1/2" TO DOOR SIZE. HEIGHT = 83"	(2) 2/8 = 65" X 83" R.O.
PAIR OF FRENCH DOORS	WIDTH: ADD 1 1/2" TO DOOR SIZE. HEIGHT = 83"	(2) 2/8 = 67" X 83" R.O.
POCKET DOORS	HEIGHT = 84 1/4" - FRAME LEVEL	
BARN DOORS (DRYWALL OPENINGS)	SEE FLOOR PLAN FOR DETAILS.	
BARN DOORS (JAMBED OPENINGS)	SEE FLOOR PLAN FOR DETAILS.	

REVISIONS	BY

OWNERS APPROVAL:

DATE:

Kaerek HOMES, INC.
1 1600 LINCOLN AVENUE • WEST ALLIS, WI 53227
PHONE (414) 321-5300 • FAX (414) 321-6622

A RESIDENCE FOR:
KAEREK HOMES, INC.
MIGRATORY COURT
LOT 11, SWAN RIDGE FARMS
MEQUON, WISCONSIN

PRESCOTT - ELITE SERIES

JOB NO. KHI 9509

DRAWN BY: MEW
PLAN DATE: 2/ 26/ 26
STRUCTURAL REVIEW BY: JML
DATE: XXXXXXX

SHEET: A2

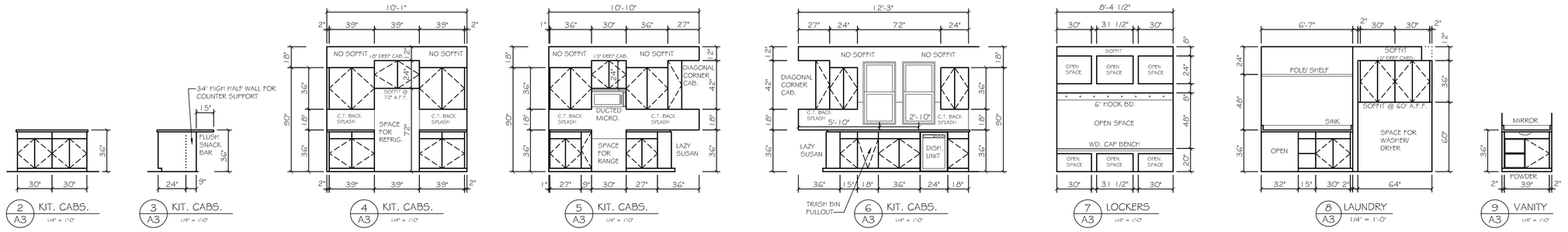

NOTES TO SHEET A3

1. CONTRACTOR SHALL VERIFY MISSING OR INCORRECT DIMENSIONS W/ KAEREK HOMES.

DO NOT SCALE DIMENSIONS FROM DRAWINGS!

2. INTERIOR PARTITIONS ARE 4-1/2" THICK UNLESS OTHERWISE NOTED.

3. **THE PLACEMENT OF BUILDING COMPONENETS, MECHANICAL EQUIPMENT, ALL ELECTRICAL & APPLIANCES ARE SUBJECT TO FIELD ADJUSTMENT.** ACTUAL CONSTRUCTION MAY NOT CONFORM EXACTLY TO THE INDICATED LOCATIONS ON THE DRAWINGS.

4. ROUGH CARPENTERS SHALL INSTALL FIRE STOPPING IN ALL LOCATIONS AS REQUIRED BY STATE CODE.

5. SEE WINDOW/ EXTERIOR DOOR SCHEDULE ON SHEET A4 FOR KEY TO WINDOW DESIGNATIONS.

6. ALL GIRDER TRUSSES SHALL HAVE A MIN. OF (3) STUDS BLW. EACH SIDE FOR BEARING.

7. ENGINEERED STUD WALLS AT KITCHEN CABINET WALLS, ALL POCKET DOORS, AND PATIO DOOR KING & SHOULDER STUDS.

PLUMBER NOTE:
WHEN ROUGHING PLEASE MARK ON EXTERIOR OF HOME THE LOCATIONS OF SUMP PUMP, ALL HOSE BIBB, & GAS SERVICE FOR SIDERS MOUNTING BLOCKS.

ROUGH CARPENTER NOTES:
ROUGH CARPENTER SHALL INSTALL SAFETY RAILS AND GUARDRAILS AT ALL STAIRWELLS. SAFETY RAILS AND GUARDRAILS MUST BE PROPERLY INSTALLED TO ALLOW FOR COMPLETE DRYWALL INSTALLATION WITHOUT REMOVING RAILING. PLEASE SEE THE EXPEDITOR IF SPEC'S ARE NEEDED.
ROUGH CARPENTER SHALL INSTALL HANDRAIL BLOCKING IN WALLS WHERE HANDRAIL FASTENS TO WALL
ROUGH CARPENTER SHALL GLUE ALL I-JOISTS TO BOTTOM OF JOIST HANGERS.
ROUGH CARPENTER SHALL GLUE, NAIL, & SCREW FLOOR SHEATHING TO ALL LVL BEAMS IN FLOOR SYSTEM.
FRAME ALL WINDOWS & DOORS TO ROUGH OPENING SIZES ON SCHEDULE. OPENINGS NEED TO BE SQUARE & PLUMB WITH LEVEL SILLS.
ADD (2) ROWS OF SOLID BLOCKING FOR UPPER CABINETS. USE SCRAP CUT-OFFS FOR BLOCKING

INTERIOR DOOR ROUGH OPENING SCHEDULE

DOOR TYPE	ROUGH OPENING	EXAMPLE
SWING DOOR	WIDTH: ADD 2" TO DOOR SIZE. HEIGHT = 83"	2/8 = 34" X 83" R.O.
SLIDE-BY-DOORS	WIDTH: ADD 1 1/2" TO DOOR SIZE. HEIGHT = 83"	(2) 2/8 = 65" X 83" R.O.
PAIR OF FRENCH DOORS	WIDTH: ADD 1 1/2" TO DOOR SIZE. HEIGHT = 83"	(2) 2/8 = 67" X 83" R.O.
POCKET DOORS	HEIGHT = 84 1/4" - FRAME LEVEL	
BARN DOORS (DRYWALL OPENINGS)	SEE FLOOR PLAN FOR DETAILS.	
BARN DOORS (JAMBED OPENINGS)	SEE FLOOR PLAN FOR DETAILS.	

1 A3 FIRST FLOOR PLAN 1/4" = 1'-0"

1,536 SQ. FT. FIRST FLOOR AREA
1,054 SQ. FT. GARAGE FLOOR AREA

REVISIONS	BY
OWNERS APPROVAL:	
DATE:	

Kaerek HOMES, INC.
1 1600 LINCOLN AVENUE • WEST ALLIS, WI 53227
PHONE (414) 321-5300 • FAX (414) 321-6622

A RESIDENCE FOR:
KAEREK HOMES, INC.
MIGRATORY COURT
LOT 11, SWAN RIDGE FARMS
MEQUON, WISCONSIN

PRESCOTT - ELITE SERIES

JOB NO. KHI 9509

DRAWN BY: MEW
PLAN DATE: 2/26/26
STRUCTURAL REVIEW BY: JML
DATE: XXXXXXXX

SHEET: A3

WINDOW & EXTERIOR DOOR SCHEDULE

MARK	ORDER NUMBER	ROUGH OPNG	HEADER SIZE	NOTES	QTY.	SQ. FT. GLASS
FIRST FLOOR WINDOWS						
A	2850 SH.	32" X 60"	(2) 1 3/4" X 11 7/8" LVLS	1, 2, 3, 6	2	10.12 EA.
B	3660 SH.	42" X 72"	(2) 1 3/4" X 11 7/8" LVLS	1, 2, 3, 6	1	15.96 EA.
			(3) 2 X 10S		2	
C	3620 FIXED	42" X 24"	(2) 1 3/4" X 11 7/8" LVLS	1, 2, 6, 12	2	4.50 EA.
D	3060 SH.	36" X 72"	(2) 2 X 10S	1, 2, 3, 6	3	13.40 EA.
E	2446 SH.	28" X 54"	(2) 1 3/4" X 9 1/2" LVLS	1, 2, 3, 6	2	7.20 EA.
F	3050 SH.	36" X 60"	(2) 2 X 10S	1, 2, 3, 6	3	GARAGE
G	NOT USED.					
H	NOT USED.					
I	NOT USED.					
SECOND FLOOR WINDOWS						
J	2850 SH.	32" X 60"	(2) 2 X 10S	1, 2, 3, 6	2	10.12 EA.
K	5516 FIXED	65" X 18"	(3) 2 X 6S	1, 2, 6, 12	1	4.90
L	5530 FIXED	65" X 36"	(2) 1 3/4" X 9 1/2" LVLS	1, 2, 6, 12	1	12.30
M	3650 SH.	42" X 60"	(3) 2 X 10S	1, 2, 3, 6	3	13.60 EA.
N	3050 SH.	36" X 60"	(2) 2 X 10S	1, 2, 3, 6, 11 (stairs only)	7	11.42 EA.
O	2840 SH.	32" X 48"	(2) 2 X 10S	1, 2, 3, 5, 6	1	7.68
P	NOT USED.					
Q	NOT USED.					
R	NOT USED.					
BASEMENT WINDOWS						
S	5036 SLIDER	60" X 42"	(2) 1 3/4" X 11 7/8" LVLS	1, 2, 14	2	13.74 EA.
DOORS						
T	3418 FIXED over 6" SPACER over 52 - 3/0	38 3/8" X 108 1/2"	(2) 2 X 10S	1, 2, 6, 9, 12	1	GARAGE
U	SLIDING PATIO 6076	72" X 80"	(2) 1 3/4" X 9 1/2" LVLS	1, 2, 7, 11	1	35.13
V	SL558CLR1 - 1/0 565BCLR3 - 3/0 SL558BCLR1 - 1/0 W/ DEADBOLT	65 1/8" X 82 1/2"	(3) 2 X 6S	1, 2, 9, 11	1 1 1	

NOTES TO SCHEDULE:

1. WINDOWS, PATIO DOORS, & ENTRY DOORS SHALL BE ORDERED THROUGH: **LINDSAY** WINDOWS & WESTERN DOORS. COLOR: EXTERIOR: XXXXXX & INTERIOR: XXXXXX
2. ALL HEADERS SHALL BE S-P-F NO. 2 OR BETTER LUMBER, UNLESS OTHERWISE NOTED; SIZES AS SHOWN.
3. WINDOWS SHALL BE SINGLE HUNG VINYL INSULATED GLASS W/ LOW-E & ARGON GAS / HALF SCREEN.
4. NOT USED.
5. WINDOWS SHALL HAVE OBSCURING GLASS IN LOWER SASH.
6. WINDOWS SHALL HAVE METAL GRIDS IN AIR SPACE.
7. PATIO DOORS SHALL BE VINYL W/ INSULATED GLASS W/ LOW-E & ARGON GAS / SCREEN.
8. NOT USED.
9. DOORS SHALL BE STEEL INSULATED UNITS, STYLE AS NOTED, INSULATED GLASS WHEN STYLE REQUIRES.
10. NOT USED.
11. WINDOWS SHALL HAVE TEMPERED GLASS PER STATE CODE.
12. WINDOWS SHALL BE FIXED VINYL INSULATED GLASS W/ LOW 'E' & ARGON GAS.
13. NOT USED.
14. WINDOWS SHALL BE SINGLE SLIDER VINYL INSULATED GLASS W/ LOW-E & ARGON GAS / SCREEN.

PLUMBER NOTE:
WHEN ROUGHING PLEASE MARK ON EXTERIOR OF HOME THE LOCATIONS OF SUMP PUMP, ALL HOSE BIBB, & GAS SERVICE FOR SIDERS MOUNTING BLOCKS.

ROUGH CARPENTER NOTES:

ROUGH CARPENTER SHALL INSTALL SAFETY RAILS AND GUARDRAILS AT ALL STAIRWELLS. SAFETY RAILS AND GUARDRAILS MUST BE PROPERLY INSTALLED TO ALLOW FOR COMPLETE DRYWALL INSTALLATION WITHOUT REMOVING RAILING. PLEASE SEE THE EXPEDITOR IF SPEC'S ARE NEEDED.

ROUGH CARPENTER SHALL INSTALL HANDRAIL BLOCKING IN WALLS WHERE HANDRAIL FASTENS TO WALL

ROUGH CARPENTER SHALL GLUE ALL I-JOISTS TO BOTTOM OF JOIST HANGERS.

ROUGH CARPENTER SHALL GLUE, NAIL, & SCREW FLOOR SHEATHING TO ALL LVL BEAMS IN FLOOR SYSTEM.

FRAME ALL WINDOWS & DOORS TO ROUGH OPENING SIZES ON SCHEDULE. OPENINGS NEED TO BE SQUARE & PLUMB WITH LEVEL SILLS.

ADD (2) ROWS OF SOLID BLOCKING FOR UPPER CABINETS. USE SCRAP CUT-OFFS FOR BLOCKING

INTERIOR DOOR ROUGH OPENING SCHEDULE

DOOR TYPE	ROUGH OPENING	EXAMPLE
SWING DOOR	WIDTH: ADD 2" TO DOOR SIZE. HEIGHT = 83"	2/8 = 34" X 83" R.O.
SLIDE-BY-DOORS	WIDTH: ADD 1/2" TO DOOR SIZE. HEIGHT = 83"	(2) 2/8 = 65" X 83" R.O.
PAIR OF FRENCH DOORS	WIDTH: ADD 1 1/2" TO DOOR SIZE. HEIGHT = 83"	(2) 2/8 = 67" X 83" R.O.
POCKET DOORS	HEIGHT = 84 1/4" - FRAME LEVEL	
BARN DOORS (DRYWALL OPENINGS)	SEE FLOOR PLAN FOR DETAILS.	
BARN DOORS (JAMBED OPENINGS)	SEE FLOOR PLAN FOR DETAILS.	

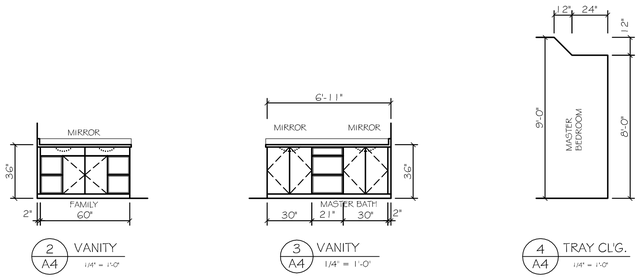

NOTES TO SHEET A4

1. CONTRACTOR SHALL VERIFY MISSING OR INCORRECT DIMENSIONS W/ KAEREK HOMES.

DO NOT SCALE DIMENSIONS FROM DRAWINGS!

2. INTERIOR PARTITIONS ARE 4-1/2" THICK UNLESS OTHERWISE NOTED.

3. **THE PLACEMENT OF BUILDING COMPONENETS, MECHANICAL EQUIPMENT, ALL ELECTRICAL & APPLIANCES ARE SUBJECT TO FIELD ADJUSTMENT.** ACTUAL CONSTRUCTION MAY NOT CONFORM EXACTLY TO THE INDICATED LOCATIONS ON THE DRAWINGS.

4. ROUGH CARPENTERS SHALL INSTALL FIRE STOPPING IN AL LOCATIONS AS REQUIRED PER STATE CODE.

5. SEE WINDOW/ EXTERIOR DOOR SCHEDULE ON THIS SHEET FOR KEY TO WINDOW DESIGNATIONS.

6. ENGINEERED STUD WALLS AT KITCHEN CABINET WALLS, ALL POCKET DOORS, AND PATIO DOOR KING & SHOULDER STUDS.

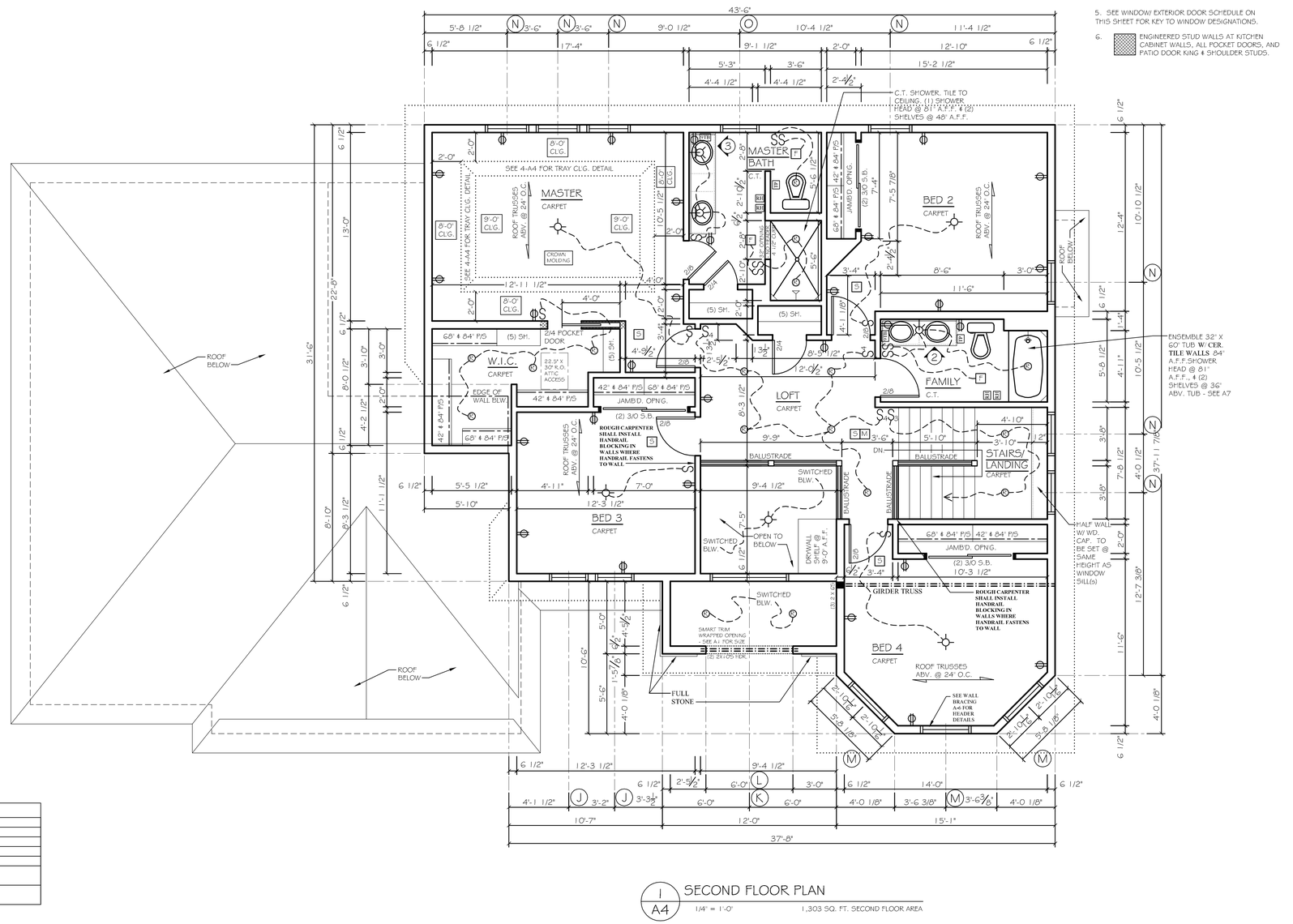

1 / A4 SECOND FLOOR PLAN
1/4" = 1'-0" 1,303 SQ. FT. SECOND FLOOR AREA

REVISIONS	BY

OWNERS APPROVAL:

DATE:

Kaerek HOMES, INC.
1600 LINCOLN AVENUE • WEST ALLIS, WI 53227
PHONE (414) 321-5300 • FAX (414) 321-8622

A RESIDENCE FOR:
KAEREK HOMES, INC.
MIGRATORY COURT
LOT 11, SWAN RIDGE FARMS
MEQUON, WISCONSIN

PRESCOTT - ELITE SERIES

JOB NO. KHI 9509

DRAWN BY: MEW
PLAN DATE: 2/26/26
STRUCTURAL REVIEW BY: JML
DATE: XXXXXXXX
SHEET: A4

WRAP ICE AND WATER SHIELD UP SECOND FLOOR WALLS 18" - WHERE APPLICABLE

PLUMBER NOTE:
WHEN ROUGHING PLEASE MARK ON EXTERIOR OF HOME THE LOCATIONS OF SUMP PUMP, ALL HOSE BIBB, & GAS SERVICE FOR SIDERS MOUNTING BLOCKS.

ROOFING CONTRACTOR TO INSTALL KICK-OUT FLASHING WHERE APPLICABLE

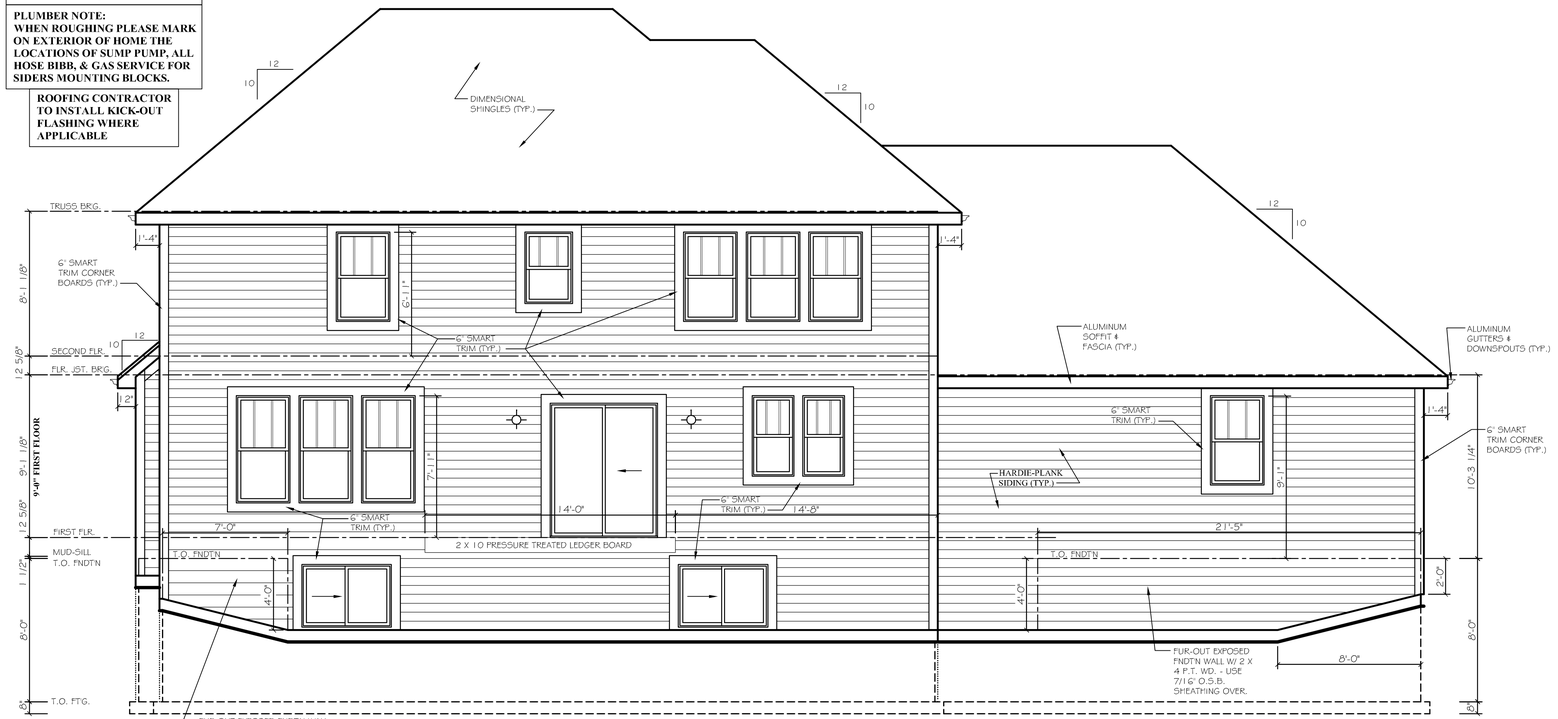

1 / A5 REAR ELEVATION
1/4" = 1'-0"

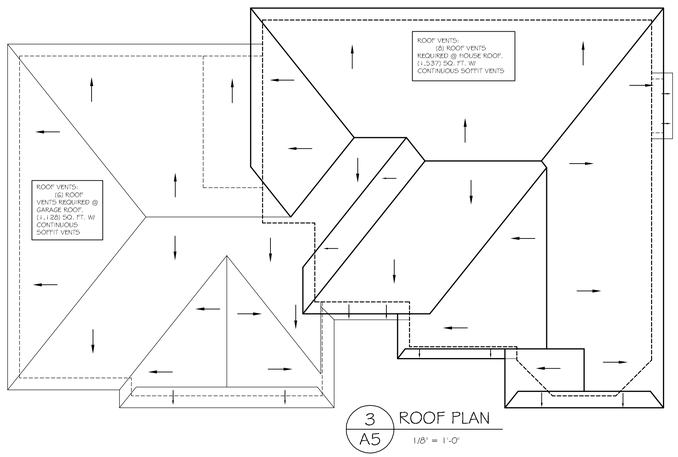

3 / A5 ROOF PLAN
1/8" = 1'-0"

WRAP ICE AND WATER SHIELD UP SECOND FLOOR WALLS 18" - WHERE APPLICABLE

PLUMBER NOTE:
WHEN ROUGHING PLEASE MARK ON EXTERIOR OF HOME THE LOCATIONS OF SUMP PUMP, ALL HOSE BIBB, & GAS SERVICE FOR SIDERS MOUNTING BLOCKS.

ROOFING CONTRACTOR TO INSTALL KICK-OUT FLASHING WHERE APPLICABLE

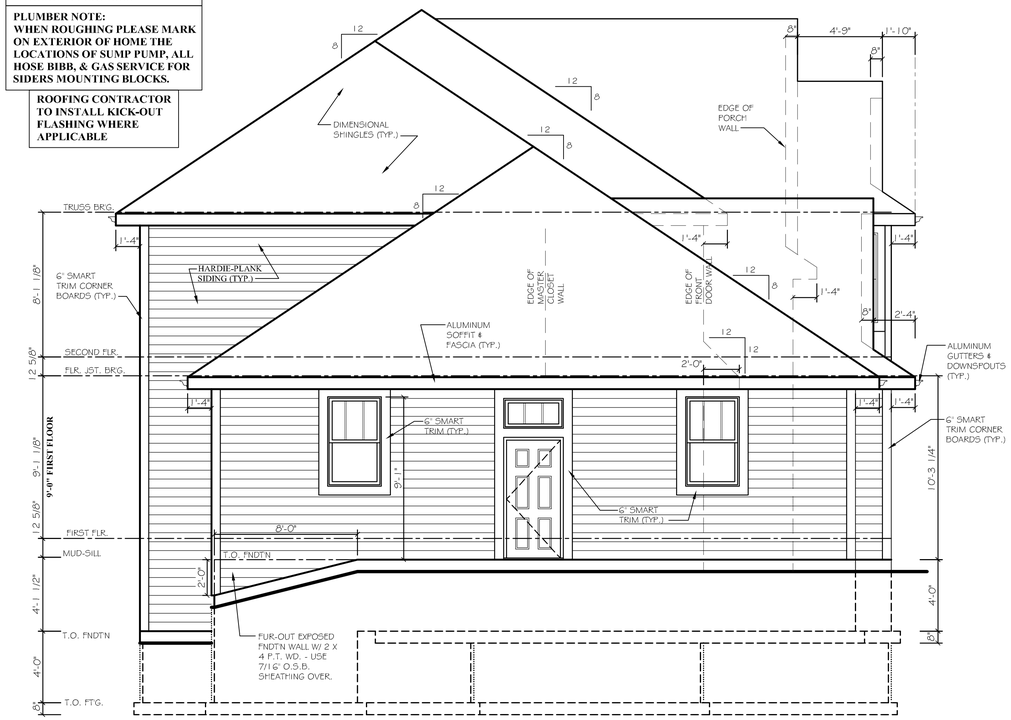

2 / A5 LEFT SIDE ELEVATION
1/4" = 1'-0"

REVISIONS	BY

OWNERS APPROVAL:

DATE:

Kaerek HOMES, INC.
1600 LINCOLN AVENUE • WEST ALLIS, WI 53227
PHONE (414) 321-5300 • FAX (414) 321-8622

A RESIDENCE FOR:
KAEREK HOMES, INC.
MIGRATORY COURT
LOT 11, SWAN RIDGE FARMS
MEQUON, WISCONSIN

PRESCOTT - ELITE SERIES

JOB NO.
KHI 9509

DRAWN BY: MEW
PLAN DATE: 2/26/26

STRUCTURAL REVIEW
BY: JML
DATE: XXXXXXXX

SHEET:
A5

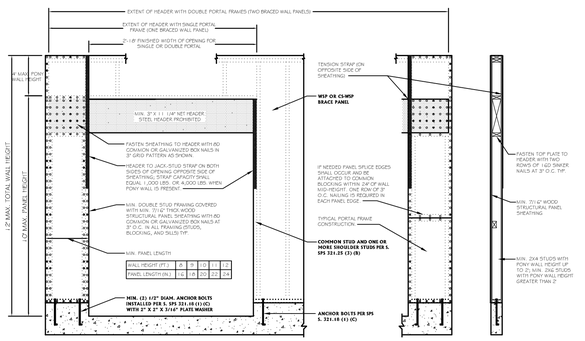

OVER CONCRETE OR MASONRY BLOCK FOUNDATION

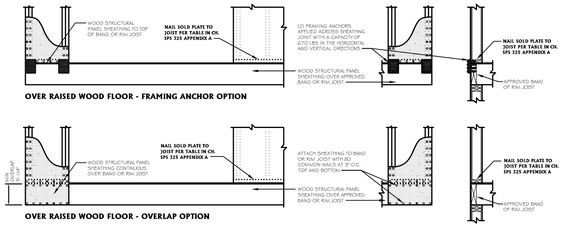

OVER RAISED WOOD FLOOR - FRAMING ANCHOR OPTION

OVER RAISED WOOD FLOOR - OVERLAP OPTION

FRONT ELEVATION **SECTION**

3 / A6 PORTAL FRAMED DETAIL

3/4" = 1'-0"

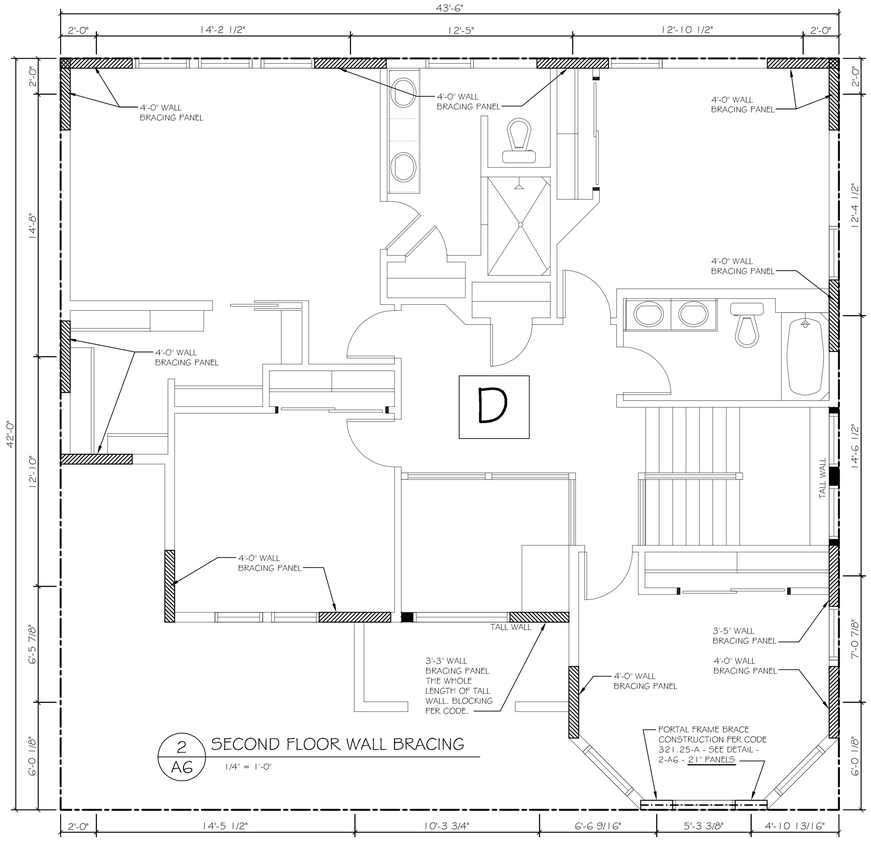

2 / A6 SECOND FLOOR WALL BRACING

1/4" = 1'-0"

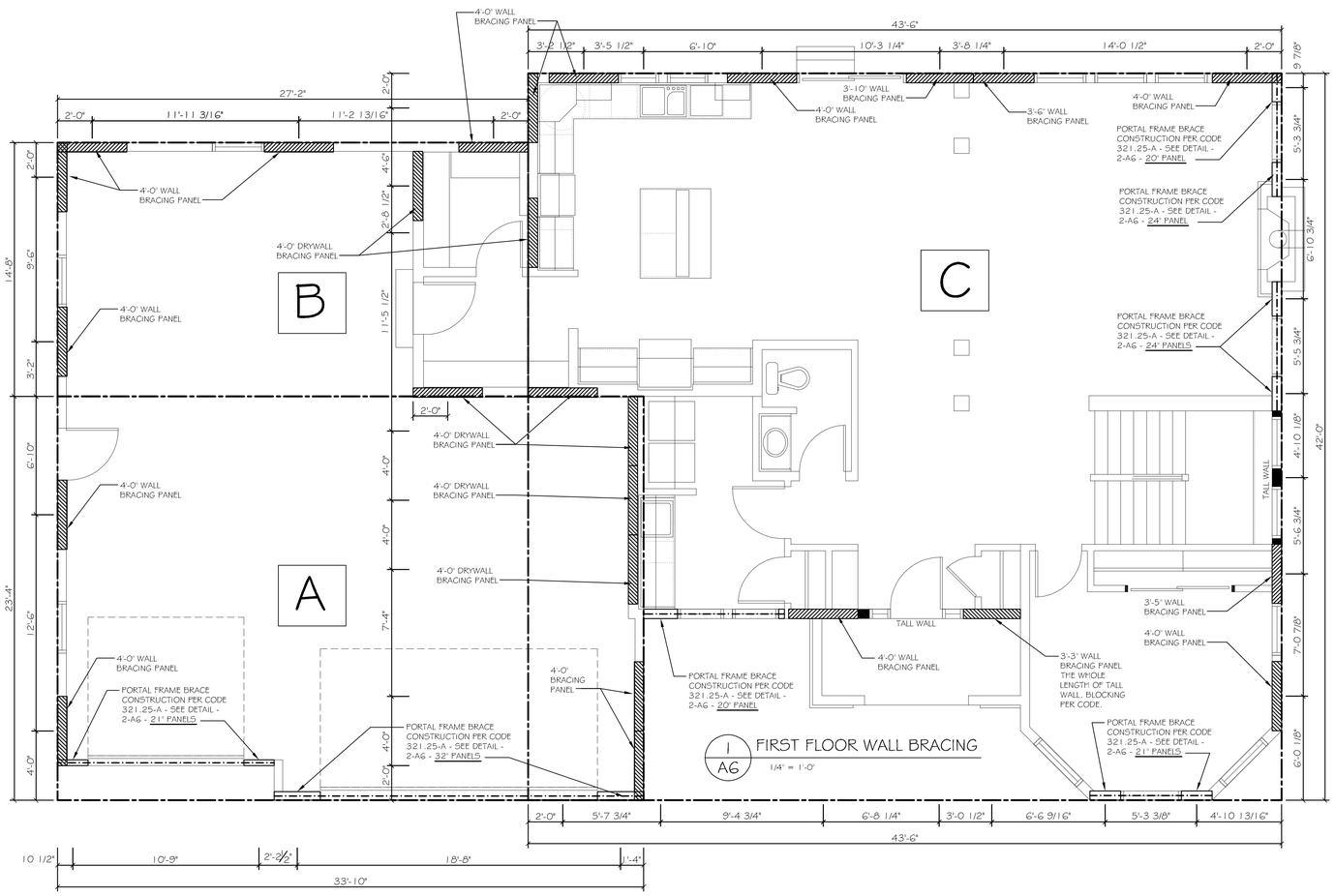

1 / A6 FIRST FLOOR WALL BRACING

1/4" = 1'-0"

WALL BRACING SCHEDULE

RECTANGLE	PARALLEL LINES	LARGEST WALL OPENING	MAJORITY HEIGHT OF WALL	MIN. WALL PANEL (IN.)	EAVE TO RIDGE HEIGHT	LENGTH OF PERPENDICULAR SIDE	WALL HEIGHT CALC ADJUSTMENT	MIN. NUMBER OF PANELS (IN FEET) REQUIRED PER SIDE
A	FRONT/ REAR	8'-0"	10'-0"	41"	20'-0"	23'-4"	1.0 X 7.3 =	7.30
	LEFT/ RIGHT	5'-0"	10'-0"	30"	20'-0"	33'-10"	1.0 X 8.0 =	8.00
B	FRONT/ REAR	5'-0"	10'-0"	30"	20'-0"	14'-8"	1 X 5.2 =	5.20
	LEFT/ RIGHT	5'-0"	10'-0"	30"	20'-0"	27'-2"	1 X 7.3 =	7.30
C	FRONT/ REAR	7'-6"	9'-0"	39"	20'-0"	42'-0"	.95 X 17.3 =	16.44
	LEFT/ RIGHT	6'-0"	9'-0"	30"	20'-0"	43'-6"	.95 X 17.3 =	16.44
D	FRONT/ REAR	5'-0"	8'-0"	24"	15'-0"	42'-0"	.90 X 8.8 =	7.92
	LEFT/ RIGHT	5'-0"	8'-0"	24"	15'-0"	43'-6"	.90 X 8.8 =	7.92
E	FRONT/ REAR	3'-6"	4'-0"	41"	20'-0"	0'-0"	.70 X 6.2 =	4.34

CONTINUOUS SHEATHED BRACING METHOD					
MATERIAL	MIN. BRACE MATERIAL THICKNESS OR SIZE	MAX. NOMINAL WALL HEIGHT	MIN. BRACED WALL PANEL WIDTH OR BRACE ANGLE	CONNECTION CRITERIA	
				MIN. FASTENERS	MAX. SPACING
CS-WSP (CONTINUOUS SHEATHED WSP)	3/8" FOR MAX. 16" O.C. STUD SPACING. 7/16" FOR MAX. 24" O.C. STUD SPACING	12'-0"	SIZES WILL VARY REFER TO TABLE 321.25-H	6d COMMON NAIL OR 8d BOX NAIL (2 3/8" LONG X 0.113" DIA.) OR 7/16" - OR 1/2" CROWN 16-GAGE STAPLES 1 1/4" LONG	6" EDGES, 12" FIELD (NAILS) 3" EDGES, 6" FIELD (STAPLES)
GYPSUM BOARD BRACING METHOD - (IF APPLICABLE)					
GB - GYPSUM BOARD (INSTALLED ON BOTH SIDE OF WALL)	1/2" FOR MAX. 24" O.C. STUD SPACING	10'-0"	96"	5d COOLER NAILS OR #6 SCREWS	7" EDGES, 7" FIELD (INCLUDING TOP & BOTTOM PLATES)

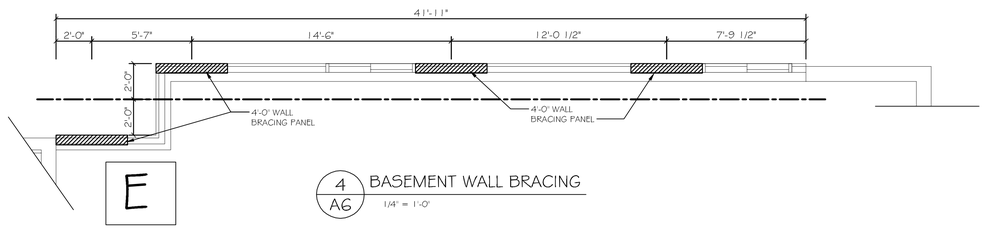

4 / A6 BASEMENT WALL BRACING

1/4" = 1'-0"

Kaerek HOMES, INC.
11600 LINCOLN AVENUE • WEST ALLIS, WI 53227
PHONE (414) 321-5300 • FAX (414) 321-8622

REVISIONS	BY

OWNERS APPROVAL:

DATE:

A RESIDENCE FOR:
KAEREK HOMES, INC.
MIGRATORY COURT
LOT 11, SWAN RIDGE FARMS
MEQUON, WISCONSIN

PRESCOTT - ELITE SERIES

JOB NO. KHI 9509

DRAWN BY: MEW
PLAN DATE: 2/26/26
STRUCTURAL REVIEW BY: JML
DATE: XXXXXXXX

SHEET: A6

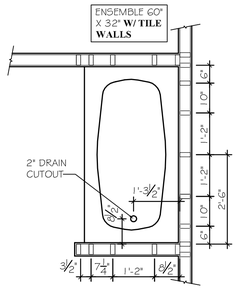

4 A7 60" X 32" TUB DRAIN LOCATION

1/2" = 1'-0"

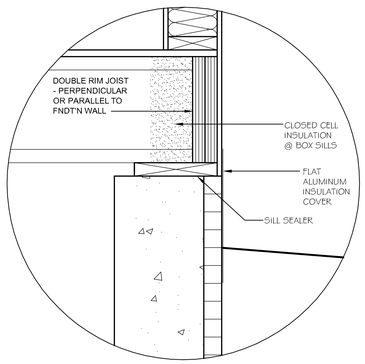

3 A7 SECTION @ TOP OF FNDT'N. WALL

1 1/2" = 1'-0"

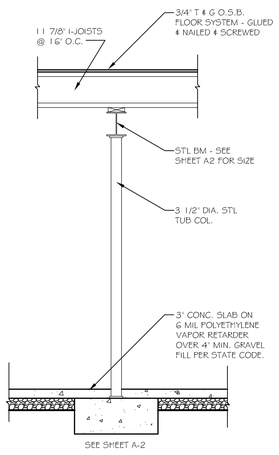

2 A7 SECTION @ ST'L BEAM

1/2" = 1'-0"

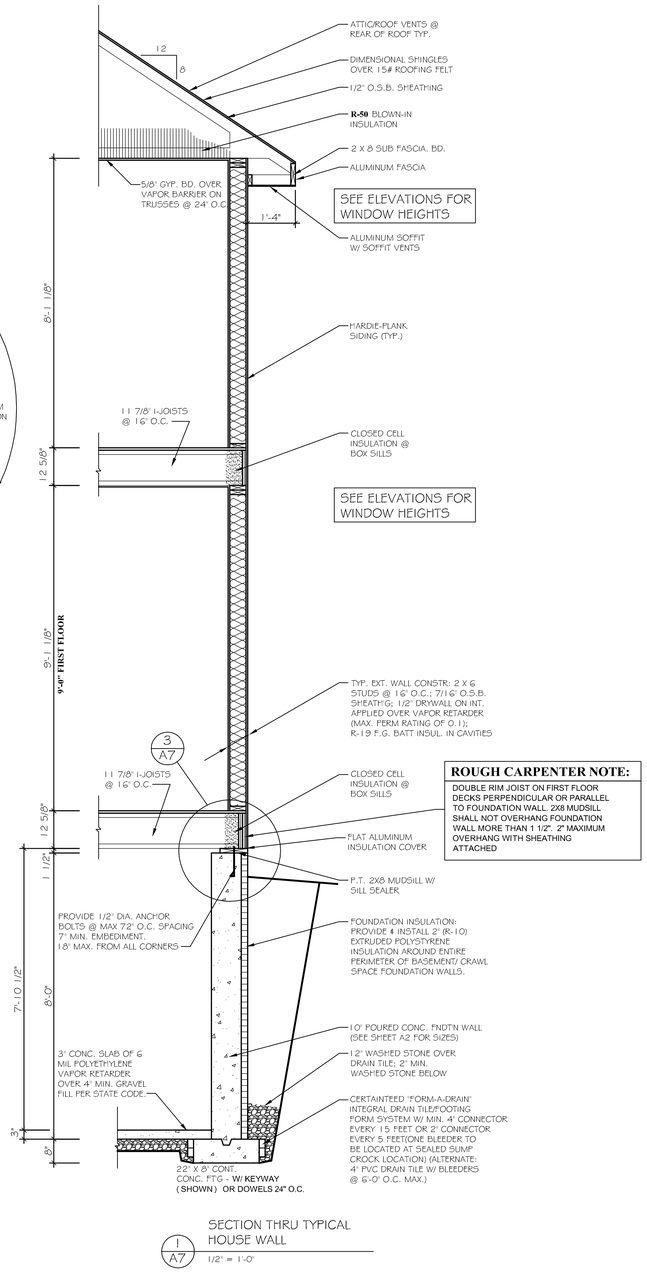

ROUGH CARPENTER NOTE:

DOUBLE RIM JOIST ON FIRST FLOOR DECKS PERPENDICULAR OR PARALLEL TO FOUNDATION WALL. 2X8 MUDSILL SHALL NOT OVERHANG FOUNDATION WALL MORE THAN 1 1/2". 2" MAXIMUM OVERHANG WITH SHEATHING ATTACHED

1 A7 SECTION THRU TYPICAL HOUSE WALL

1/2" = 1'-0"

REVISIONS	BY

OWNERS APPROVAL:

DATE:

Kaerek HOMES, INC.
11600 LINCOLN AVENUE • WEST ALLIS, WI 53227
PHONE (414) 321-5300 • FAX (414) 321-8622

A RESIDENCE FOR:

KAEREK HOMES, INC.
MIGRATORY COURT
LOT 11, SWAN RIDGE FARMS
MEQUON, WISCONSIN

PRESCOTT - ELITE SERIES

JOB NO. KHI 9509

DRAWN BY: MEW
PLAN DATE: 2/26/26

STRUCTURAL REVIEW
BY: JML
DATE: XXXXXXXX

SHEET: A7

11333 N. Cedarburg Road
Mequon, WI 53092-1930
Phone: 262/236-2914
Fax: 262/242-9655

www.cityofmequonwi.gov **Inspections**

TO: **Architectural Board**
FROM: **Karen Heil, Administrative Assistant**
DATE: **April 13, 2026**
SUBJECT: **Kaerek Homes, Inc.**
New Single-Family Residence at 9890 N. Migratory Lane
Subdivision: Swan Ridge Farms
Contractor: Kaerek Homes, Inc. / Architect: Kaerek Homes, Inc.
District 4 - 7:30 pm

Attachments:
Survey, Plans

Kaerek Homes
Job No. 9508

PLAT OF SURVEY

LOCATION: Migratory Lane, Mequon, Wisconsin

LEGAL DESCRIPTION: Lot 39 in **SWAN RIDGE FARMS**, being a part of the Southeast 1/4 of the Northeast 1/4 and the Northeast 1/4 and Southeast 1/4 of the Southeast 1/4 of Section 32, Town 9 North, Range 21 East, City of Mequon, Ozaukee County, Wisconsin.

January 30, 2026 (Drawing Only)
February 13, 2026 Staked Proposed Dwelling

Survey No. 116525-S

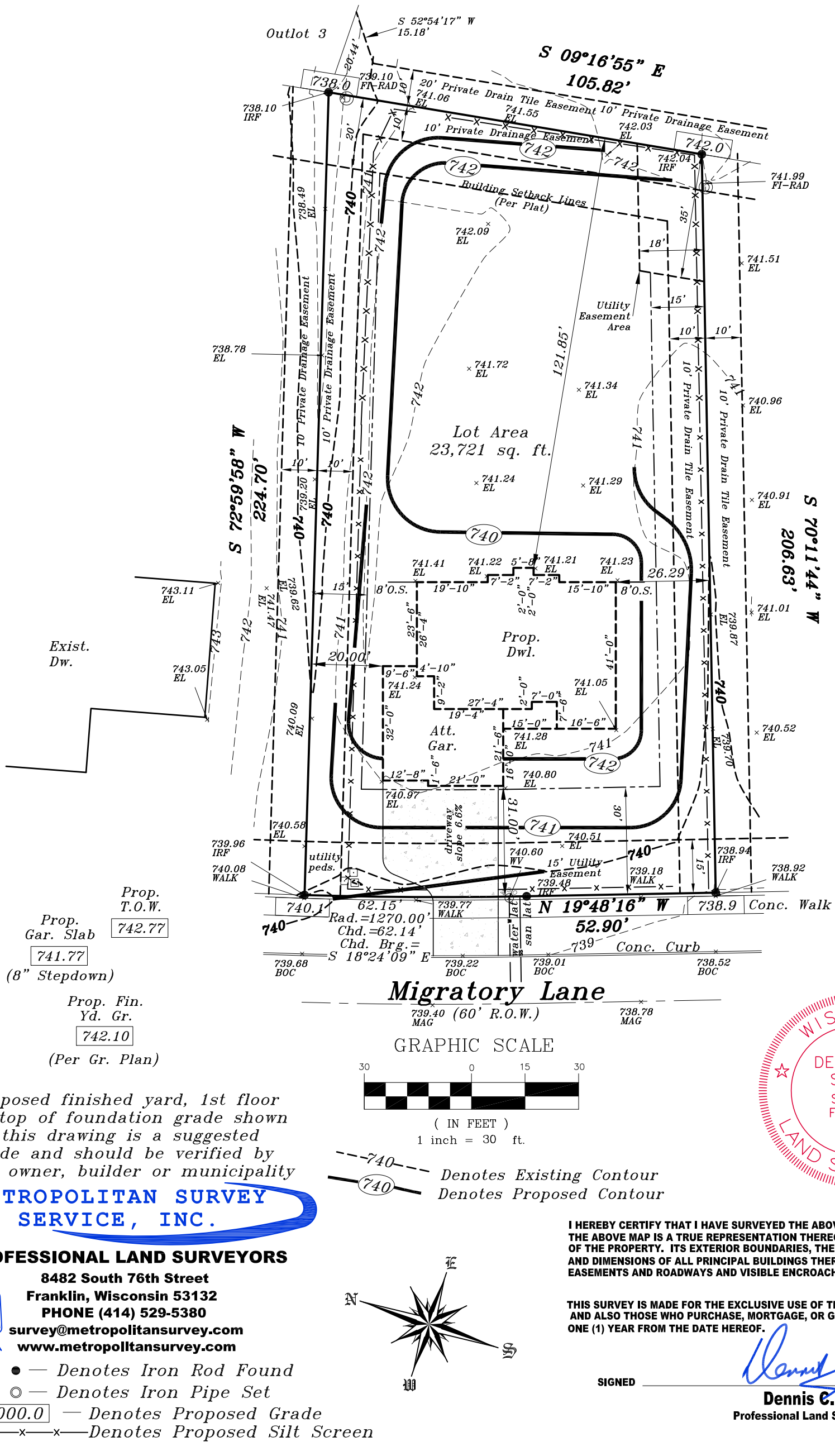

Prop. T.O.W. 742.77

Prop. Gar. Slab 741.77

(8" Stepdown)

Prop. Fin. Yd. Gr. 742.10

(Per Gr. Plan)

GRAPHIC SCALE

30 0 15 30

(IN FEET)
1 inch = 30 ft.

Proposed finished yard, 1st floor or top of foundation grade shown on this drawing is a suggested grade and should be verified by the owner, builder or municipality

740 — Denotes Existing Contour

740 — Denotes Proposed Contour

WISCONSIN
DENNIS C. SAUER
S-2421
Franklin, WI
LAND SURVEYOR

METROPOLITAN SURVEY SERVICE, INC.

PROFESSIONAL LAND SURVEYORS
8482 South 76th Street
Franklin, Wisconsin 53132
PHONE (414) 529-5380
survey@metropolitansurvey.com
www.metropolltansurvey.com

● — Denotes Iron Rod Found

◎ — Denotes Iron Pipe Set

000.0 — Denotes Proposed Grade

—x—x—x— Denotes Proposed Silt Screen

I HEREBY CERTIFY THAT I HAVE SURVEYED THE ABOVE DESCRIBED PROPERTY AND THAT THE ABOVE MAP IS A TRUE REPRESENTATION THEREOF AND SHOWS THE SIZE AND LOCATION OF THE PROPERTY. ITS EXTERIOR BOUNDARIES, THE LOCATION OF ALL VISIBLE STRUCTURES AND DIMENSIONS OF ALL PRINCIPAL BUILDINGS THEREON, BOUNDARY FENCES, APPARENT EASEMENTS AND ROADWAYS AND VISIBLE ENCROACHMENT, IF ANY.

THIS SURVEY IS MADE FOR THE EXCLUSIVE USE OF THE PRESENT OWNERS OF THE PROPERTY, AND ALSO THOSE WHO PURCHASE, MORTGAGE, OR GUARANTEE THE TITLE THERETO WITHIN ONE (1) YEAR FROM THE DATE HEREOF.

SIGNED _____

Dennis C. Sauer
Professional Land Surveyor S-2421

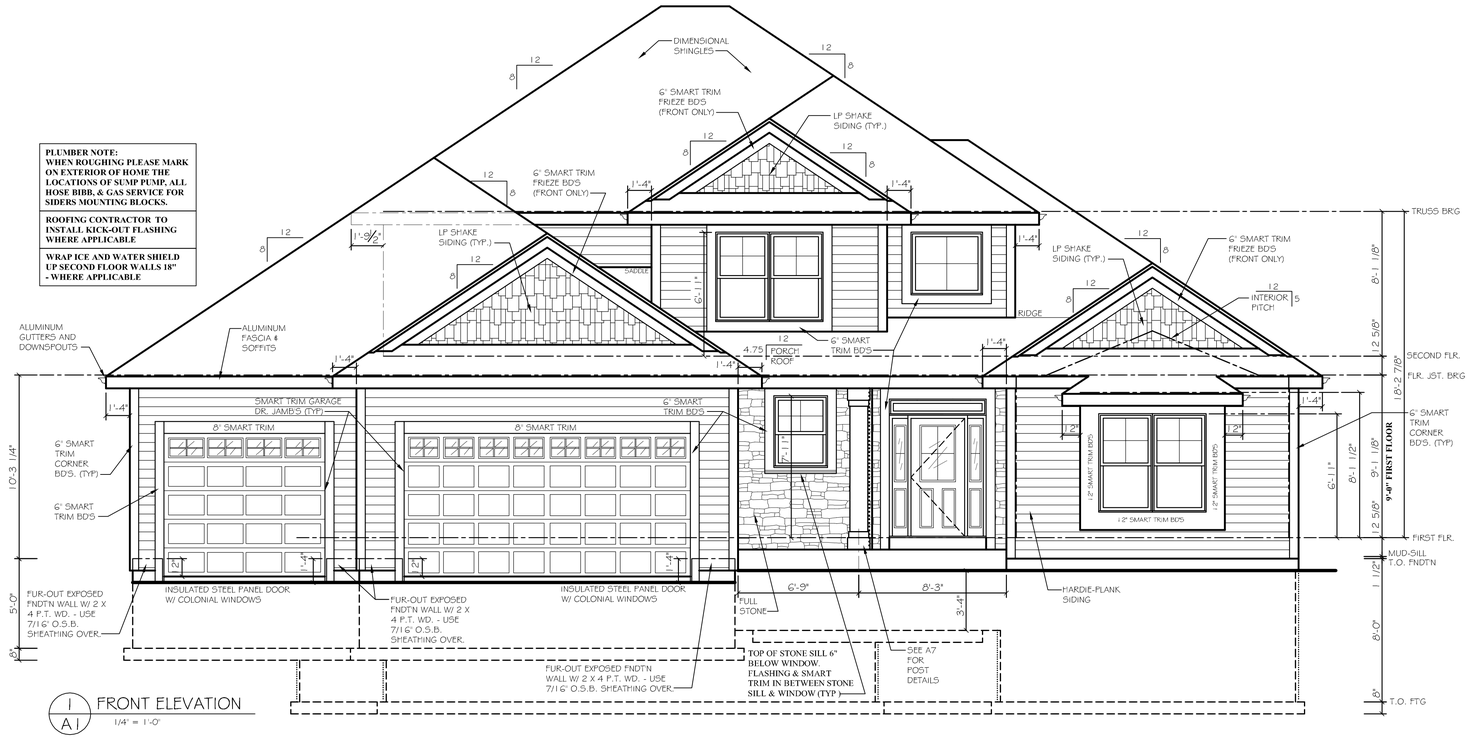

1 / A1 FRONT ELEVATION
1/4" = 1'-0"

INDEX TO SHEETS

A-1 FRONT ELEVATION, RIGHT SIDE ELEVATION, GENERAL NOTES, ABBREVIATIONS, KEY TO SYMBOLS

A-2 FOOTING / FOUNDATION PLAN, FNDT'N. DETAIL'S, ELECTRICAL PLAN, WOOD POST ANCHOR DETAIL

A-3 FIRST FLOOR PLAN, ELECTRICAL PLAN, CABINET ELEVATIONS, LOCKER DETAIL, WALL DETAILS, NICHE DETAILS, TRAY CEILING DETAILS

A-4 SECOND FLOOR PLAN, ELECTRICAL PLAN, CABINET ELEVATION, DOOR & WINDOW SCHEDULE

A-5 REAR ELEVATION, LEFT SIDE ELEVATION, ROOF PLAN

A-6 FIRST FLOOR WALL BRACING PLAN, SECOND FLOOR WALL BRACING PLAN, WALL BRACING DETAILS

A-7 BUILDING SECTIONS, DRAIN DETAILS, POST DETAILS

REVISIONS	BY
OWNERS APPROVAL:	
DATE:	

Kaerek HOMES, INC.
1600 LINCOLN AVENUE • WEST ALLIS, WI 53227
PHONE (414) 321-5300 • FAX (414) 321-8622

SYMBOLS

- CEILING LIGHT
- FC — LIGHT ON PULL CHAIN
- WALL MOUNTED LIGHT
- DUPLEX RECEPTACLE
- WP — WEATHER-PROOF DUPLEX RECEPTACLE
- GFI — GROUND-FAULT RECEPTACLE
- 220 — 220 VOLT OUTLET
- TELEPHONE JACK
- S — SWITCH
- S_2 — 2-WAY SWITCH
- S_3 — 3-WAY SWITCH
- GAS — GAS CONNECTION
- HB — HOSE BIB
- FLOOD LIGHT
- EYE — EYEBALL LIGHT
- REC. LT. — RECESSED LIGHT
- H.L.F. — HEAT, LIGHT, FAN UNIT
- CFO — REINFORCED CEILING FAN OUTLET
- IS — INTERCONNECTED SMOKE DETECTOR
- F — EXHAUST FAN
- TV — TV/ CABLE OUTLET
- S/M — SMOKE / CARBON MONOXIDE DETECTOR

GENERAL NOTES

1. CONTRACTOR SHALL VERIFY MISSING OR INCORRECT DIMENSIONS WITH KAEREK HOMES, INC. PRIOR TO CONTINUING W/ WORK.

DO NOT SCALE DIMENSIONS FROM DRAWINGS!

2. INTERIOR PARTITIONS ARE: 4-1/2" THICK (ACTUAL) UNLESS OTHERWISE NOTED.
3. **THE PLACEMENT OF BUILDING COMPONENTS, MECHANICAL EQUIPMENT, ALL ELECTRICAL & APPLIANCES ARE SUBJECT TO FIELD ADJUSTMENT.** ACTUAL CONSTRUCTION MAY NOT CONFORM EXACTLY TO THE INDICATED LOCATIONS ON THE DRAWINGS.
4. ROUGH CARPENTERS SHALL ERECT AND MAINTAIN TEMPORARY SAFETY BARRIERS AT ALL OPENINGS AND EDGES BETWEEN FLOORS & AT STAIRWAYS. SUBCONTRACTORS SHALL REPLACE OR REPAIR ANY BARRIERS REMOVED FOR CONSTRUCTION UNTIL FINISHED BARRIERS HAVE BEEN INSTALLED.
5. ROOF TRUSS MANUFACTURER TO PROVIDE VALLEY FRAMING FOR ANY VALLEY 16" WIDE AND OVER
6. ALL FASTENERS INTO ANY PT LUMBER SHALL BE HOT DIPPED GALVANIZED.
7. ALL MINIMUM BEARING HEADERS UNLESS NOTED OTHERWISE ON DRAWINGS SHALL BE:
   - FOR OPENINGS 3'-0" OR LESS.....(2 - 2 X 10's)
   - FOR OPENINGS 3'-1" TO 4'-0" .....(2 - 2 X 12s)
   - FOR NON-LABLED OPENINGS LARGER THAN 4'-0" CONTRACTOR SHALL CONTACT KAEREK HOMES INC. FOR HEADER SIZE.

ABBREVIATIONS

ABV.	ABOVE	C.C.	CLOTHES CHUTE	DIA.	DIAMETER	G.D.	GARBAGE DISPOSAL	MAX.	MAXIMUM	STL.	STEEL
A.F.F.	ABOVE FINISH FLOOR	CLG.	CEILING	D.W.	DISH WASHER	GYP. BD.	GYPSUM WALL BOARD (DRYWALL)	O.C.	ON CENTER	T. & G.	TONGUE AND GROOVE
BLDG.	BUILDING	CMU.	CONCRETE MASONRY	EXT.	EXTERIOR	HDR.	HEADER	O.H. DR.	OVERHEAD DOOR	T.O.	TOP OF
BLW.	BELOW	COL.	COLUMN	F.G.	FIBERGLASS	INSUL.	INSULATION	PL. & SH.	POLE AND SHELF	TYP.	TYPICAL
BM.	BEAM	CONC.	CONCRETE	FLR.	FLOOR	JST.	JOIST	P.T.	PRESSURE TREATED	W/	WITH
B.O.	BOTTOM OF	CRS.	COURSE	FTG	FOOTING	L.T.	LAUNDRY TUB	R.O.	ROUGH OPENING	WD.	WOOD
BRG.	BEARING	C.T.	CERAMIC TILE	FURN.	FURNACE	MIN.	MINIMUM	SH.	SHELF	W.H.	WATER HEATER

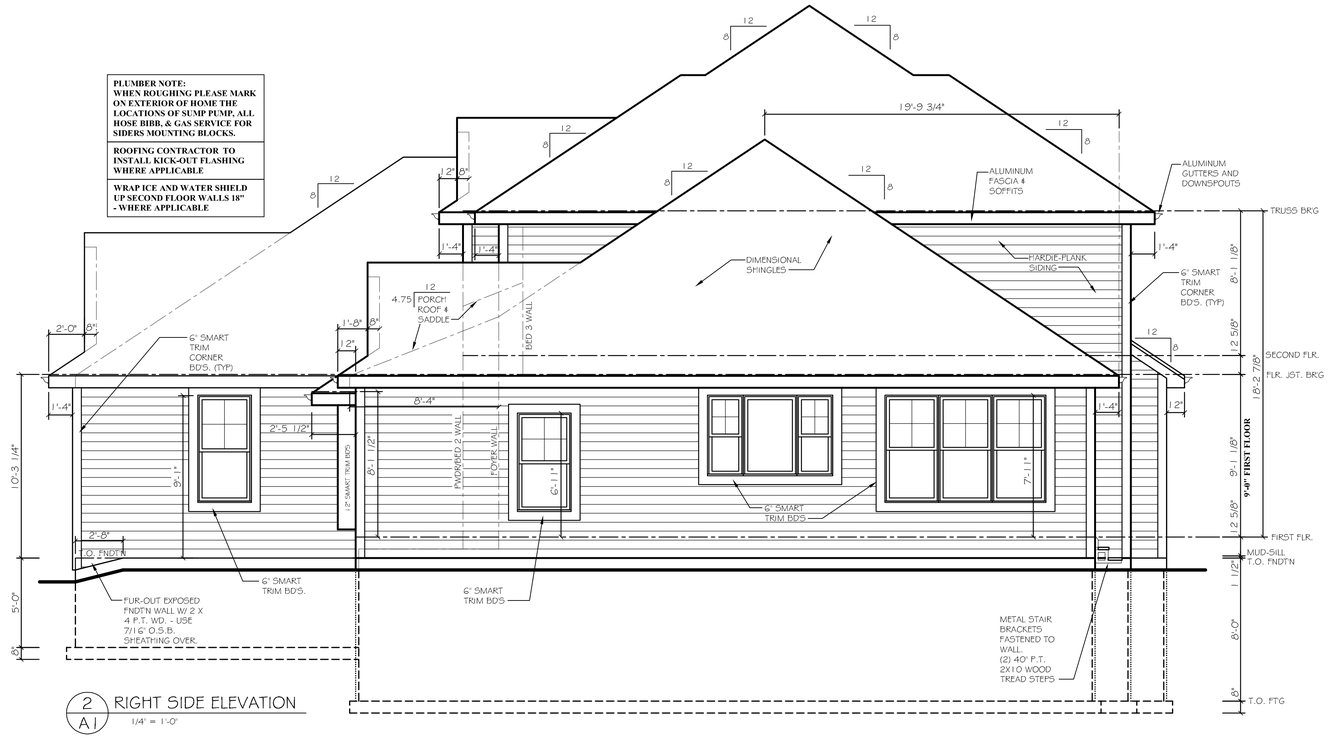

2 / A1 RIGHT SIDE ELEVATION
1/4" = 1'-0"

A RESIDENCE FOR:
KAEREK HOMES, INC.
MIGRATORY LANE
LOT 39, SWAN RIDGE FARMS
MEQUON, WISCONSIN

HAMPTON RESERVE - ELITE SERIES

JOB NO. KHI 9508

DRAWN BY:	MEW
PLAN DATE:	2/26/26
STRUCTURAL REVIEW	
BY:	JML
DATE:	XXXXXX

SHEET: A1

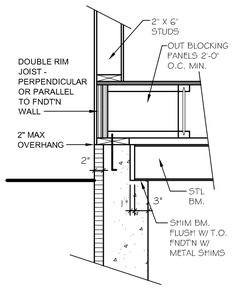

2 / A2 BM. DT'L @ POURED CONC. WALL
3/4" = 1'-0"

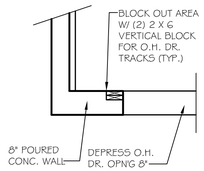

3 / A2 DETAIL @ GARAGE DR. OPN'G
1/2" = 1'-0"

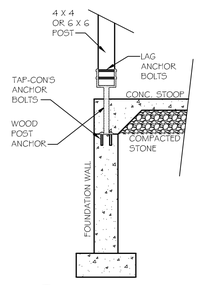

5 / A2 WOOD POST ANCHOR
1/2" = 1'-0"

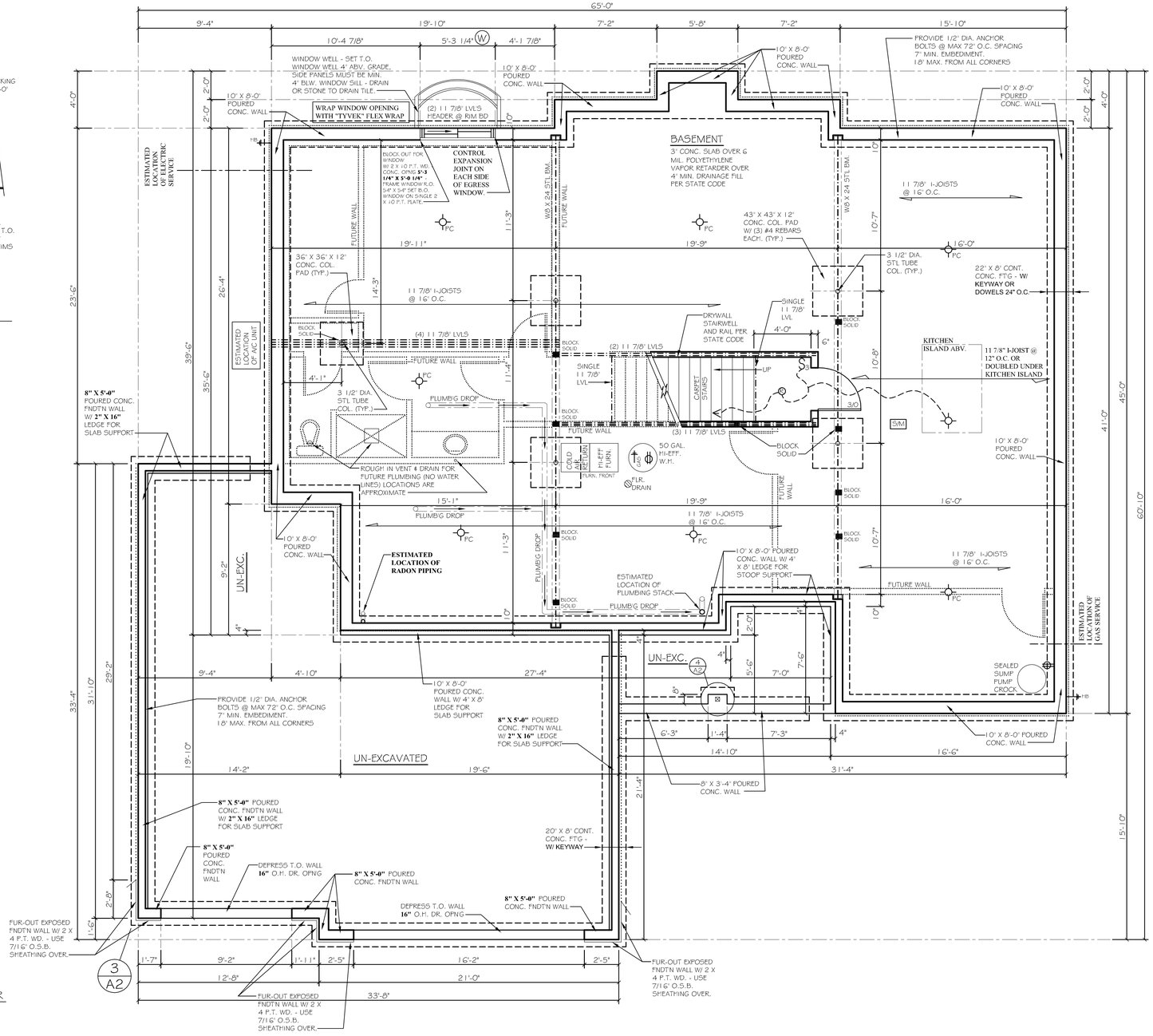

1 / A2 FOOTING/ FOUNDATION PLAN
1/4" = 1'-0"

1,892 SQ. FT. BASEMENT SLAB AREA
818 SQ. FT. GARAGE SLAB AREA

NOTES TO SHEET A2

1. SEE GENERAL NOTES ON SHEET A1
2. FOUNDATION CONTRACTOR IS RESPONSIBLE FOR PROVIDING ALL REQUIRED REINFORCING IN MASONRY OR CONCRETE FOUNDATION WALLS AS PROVIDED FOR BY STATE CODE.
3. **FOOTINGS ARE DESIGNED FOR 3000 PSI SOIL BEARING CAPACITY;** LESS CAPACITY MAY REQUIRE RE-ENGINEERING.
4. SUMP PUMP LOCATION MAY VARY FROM PLAN PER REQUIREMENTS OF GOVERNING AGENCIES AND/OR GENERAL CONTRACTOR'S DISCRETION.
5. FLOOR JOISTS SHALL BE ENGINEERED WOOD I-JOISTS UNLESS OTHERWISE NOTED.

   11 7/8" I-JOIST:
   MAX. SIMPLE SPAN IS 21'-5" @ 12" O.C.
   MAX. SIMPLE SPAN IS 19'-7" @ 16" O.C.
   MAX. MULTIPLE SPAN IS 23'-5" @ 12" O.C.
   MAX. MULTIPLE SPAN IS 20'-5" @ 16" O.C.

   MAXIMUM SPANS BASED ON 40 PSF L.L. + 10 PSF D.L. L.L. DEFLECTION LIMITED TO L/ 480.
6. 2-STORY PLANS - PROVIDE SOLID BLOCKING FROM T.O. STL BM. TO UNDERSIDE OF FLOOR SHEATHING. BLOCKING SHALL BE S.P.F. NO. 2 OR BETTER, CUT 1/16" LONGER THAN DEPTH OF JOIST, & SHALL BE EQUAL IN AREA TO COLUMN SUPPORTED.
7. FOUNDATION INSULATION: PROVIDE & INSTALL 2" (R-10) EXTRUDED POLYSTYRENE INSULATION AROUND ENTIRE PERIMETER OF BASEMENT FOUNDATION WALLS FROM T.O. FOOTING TO T.O. FOUNDATION WALL, (EXCLUDING BRICK LEDGES & EXPOSED SLAB EDGES) COVER EXPOSED INSULATION W/ INSULATION COVER (SEE WALL SECTION DETAIL)
8. CONTRACTOR TO PROVIDE A MIN. OF (2) #4 REINFORCING BARS @ BOTTOM OF ALL FOUNDATION WALLS SPANNING DISCONTINUOUS FOOTINGS.
9. FOOTINGS SUPPORTING A CONCRETE WALL WITH UNBALANCED FILL OVER 48" SHALL HAVE A KEYWAY OR DOWELS 24" O.C. **NO KEYWAY OR DOWELS REQUIRED WITH UNBALANCED BACKFILL LESS THAN 48".**
10. CONCRETE WALL AND RE-BAR SCHEDULE:

    * 8" X 3'-4" - 5'-0" POURED CONCRETE WALLS:
      (2) #4 BARS HORIZONTAL - TOP AND BOTTOM OF CONCRETE WALL
    * 8" X 6'-0" - 7'-0" POURED CONCRETE WALLS:
      (3) #4 BARS HORIZONTAL - TOP, MIDDLE, & BOTTOM OF CONCRETE WALL
    * 10" X 8'-0" & 7'-4" POURED CONCRETE WALLS:
      (3) #4 BARS HORIZONTAL - TOP, MIDDLE, & BOTTOM OF CONCRETE WALL
    * 10" X 9'-0" POURED CONCRETE WALLS:
      (4) #4 BARS HORIZONTAL - EQUALLY SPACED IN CONCRETE WALL; TOP BAR SHALL BE WITH IN 24" OF TOP OF WALL. BOTTOM BAR SHALL BE WITH IN 24" OF BOTTOM OF WALL.
    * LAP LENGTH SHALL BE A MINIMUM OF 24"
    * CORNERS = EXTEND BARS AROUND CORNER AND LAP A MIN. OF 30 BAR DIAMETERS.
    * POURED CONCRETE WALLS SHALL HAVE CONCRETE STRENGTH OF 3500 PSI.
11. FOUNDATION CONTRACTORS SHALL SUPPLY A GROUNDING BAR THAT PROTRUDES OUT OF THE TOP OF THE FOUNDATION WALL 3' - 4' @ THE ELECTRICAL SERVICE LOCATION. PLEASE CONTACT CONSTRUCTION SUPERINTENDENT IF LOCATION IS NOT LABELED ON PLAN.

ROUGH CARPENTER NOTE:

DOUBLE RIM JOIST ON FIRST FLOOR DECKS PERPENDICULAR OR PARALLEL TO FOUNDATION WALL. 2X8 MUDSILL SHALL NOT OVERHANG FOUNDATION WALL MORE THAN 1 1/2". 2" MAXIMUM OVERHANG WITH SHEATHING ATTACHED

PLUMBER NOTE:
WHEN ROUGHING PLEASE MARK ON EXTERIOR OF HOME THE LOCATIONS OF SUMP PUMP, ALL HOSE BIBB, & GAS SERVICE FOR SIDERS MOUNTING BLOCKS.

REVISIONS	BY

OWNERS APPROVAL:

DATE:

Kaerek HOMES, INC.
11600 LINCOLN AVENUE • WEST ALLIS, WI 53227
PHONE (414) 321-5300 • FAX (414) 321-8622

A RESIDENCE FOR:
KAEREK HOMES, INC.
MIGRATORY LANE
LOT 39, SWAN RIDGE FARMS
MEQUON, WISCONSIN

HAMPTON RESERVE - ELITE SERIES

JOB NO.
KHI 9508

DRAWN BY: MEW
PLAN DATE: 2/26/26

STRUCTURAL REVIEW
BY: JML
DATE: XXXXX

SHEET:
A2

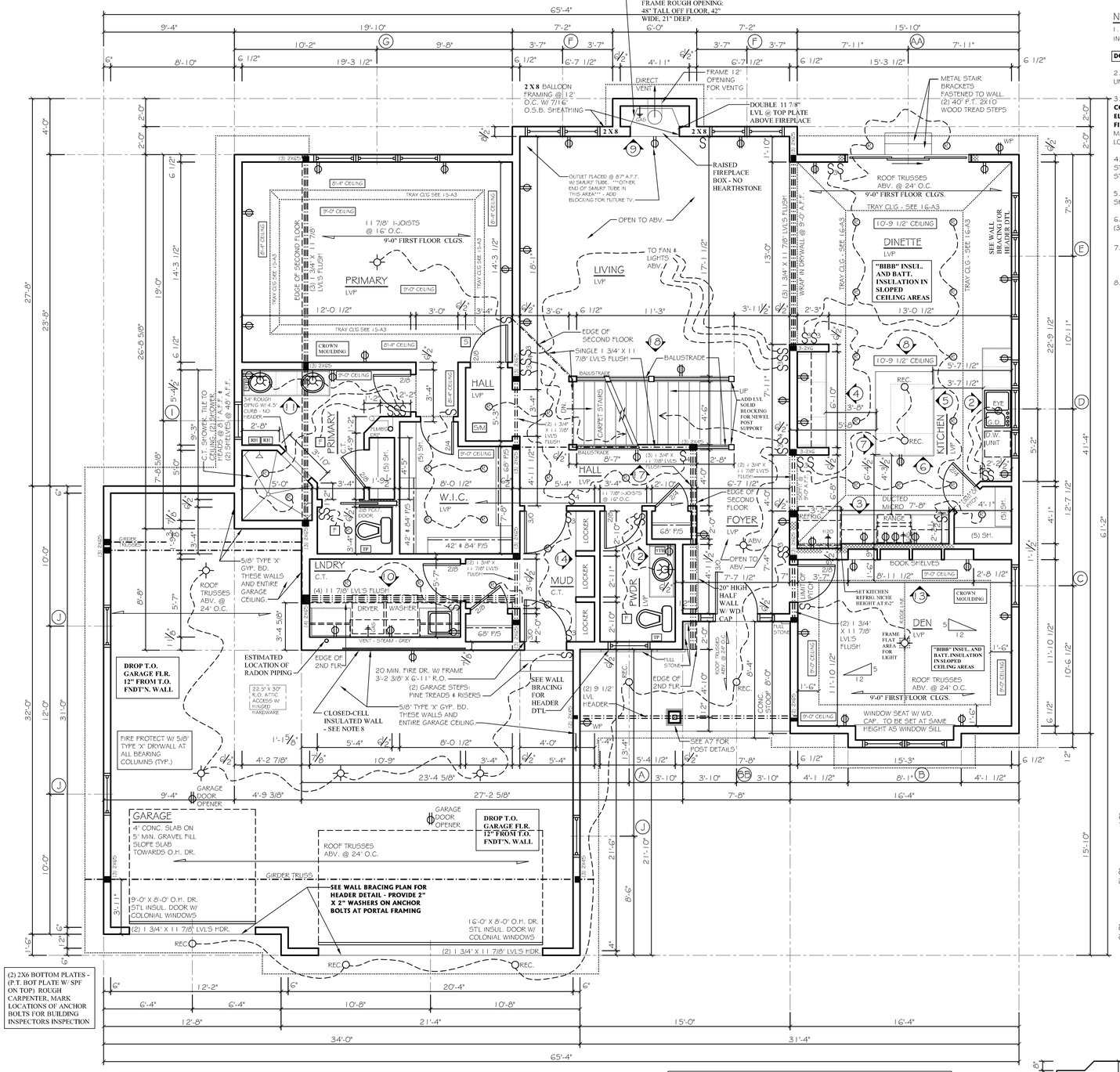

NOTES TO SHEET A3

1. CONTRACTOR SHALL VERIFY MISSING OR INCORRECT DIMENSIONS W/ KAEREK HOMES.

DO NOT SCALE DIMENSIONS FROM DRAWINGS!

2. INTERIOR PARTITIONS ARE 4-1/2" THICK UNLESS OTHERWISE NOTED.

3. **THE PLACEMENT OF BUILDING COMPONENETS, MECHANICAL EQUIPMENT, ALL ELECTRICAL & APPLIANCES ARE SUBJECT TO FIELD ADJUSTMENT.** ACTUAL CONSTRUCTION MAY NOT CONFORM EXACTLY TO THE INDICATED LOCATIONS ON THE DRAWINGS.

4. ROUGH CARPENTERS SHALL INSTALL FIRE STOPPING IN ALL LOCATIONS AS REQUIRED PER STATE CODE.

5. SEE WINDOW/EXTERIOR DOOR SCHEDULE ON SHEET A4 FOR KEY TO WINDOW DESIGNATIONS.

6. ALL GIRDER TRUSSES SHALL HAVE A MIN. OF (3) STUDS BLW. EACH SIDE FOR BEARING.

7. ENGINEERED STUD WALLS AT KITCHEN CABINET WALLS, ALL POCKET DOORS, AND PATIO DOOR KING & SHOULDER STUDS.

8. CLOSED-CELL SPRAY FOAM INSULATED WALL FOR COLD PROTECTION AT PLUMBING PIPES

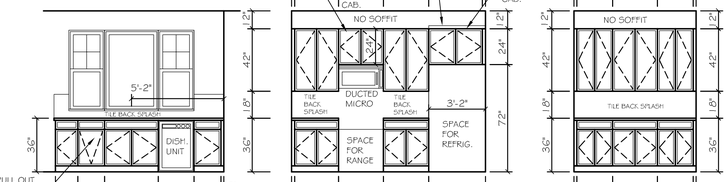

2 A3 KITCHEN CABS. 1/4" = 1'-0"

3 A3 KITCHEN CABS. 1/4" = 1'-0"

4 A3 KITCHEN CABS. 1/4" = 1'-0"

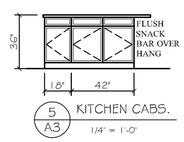

5 A3 KITCHEN CABS. 1/4" = 1'-0"

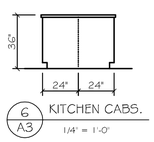

6 A3 KITCHEN CABS. 1/4" = 1'-0"

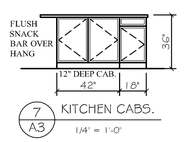

7 A3 KITCHEN CABS. 1/4" = 1'-0"

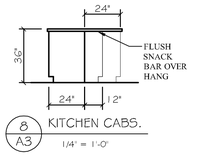

8 A3 KITCHEN CABS. 1/4" = 1'-0"



9 A3 FIREPLACE DETAIL 1/4" = 1'-0"

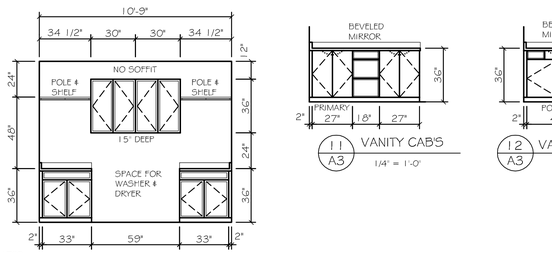

10 A3 LAUNDRY CABS. 1/4" = 1'-0"

11 A3 VANITY CAB'S 1/4" = 1'-0"

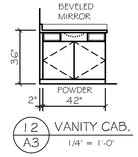

12 A3 VANITY CAB. 1/4" = 1'-0"

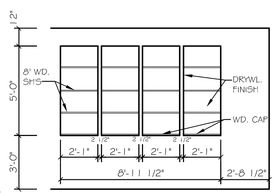

13 A3 BOOKSHELF DETAIL 1/4" = 1'-0"

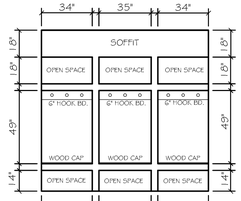

14 A3 LOCKER DETAIL 1/4" = 1'-0"

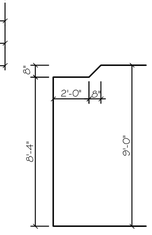

15 A3 TRAY CL'G. DETAIL 1/4" = 1'-0"

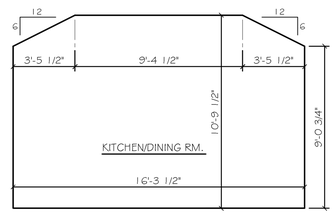

16 A3 FLAT TOP TRAY CL'G. DETAIL 1/4" = 1'-0"

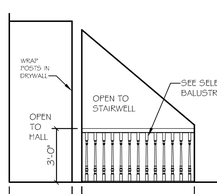

17 A3 WALL DETAIL 1/4" = 1'-0"

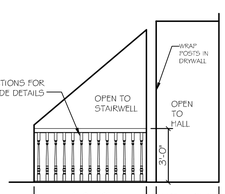

18 A3 WALL DETAIL 1/4" = 1'-0"

INTERIOR DOOR ROUGH OPENING SCHEDULE

DOOR TYPE	ROUGH OPENING	EXAMPLE
SWING DOOR	WIDTH: ADD 2" TO DOOR SIZE. HEIGHT = 83"	2/8 = 34" X 83" R.O.
SLIDE-BY-DOORS	WIDTH: ADD 1/2" TO DOOR SIZE. HEIGHT = 83"	(2) 2/8 = 65" X 83" R.O.
PAIR OF FRENCH DOORS	WIDTH: ADD 1 1/2" TO DOOR SIZE. HEIGHT = 83"	(2) 2/8 = 67" X 83" R.O.
POCKET DOORS	HEIGHT = 84 1/4" - FRAME LEVEL	
BARN DOORS (DRYWALL OPENINGS)	SEE FLOOR PLAN FOR DETAILS.	
BARN DOORS (JAMBED OPENINGS)	SEE FLOOR PLAN FOR DETAILS.	

ROUGH CARPENTER NOTES:

ROUGH CARPENTER SHALL INSTALL SAFETY RAILS AND GUARDRAILS AT ALL STAIRWELLS. SAFETY RAILS AND GUARDRAILS MUST BE PROPERLY INSTALLED TO ALLOW FOR COMPLETE DRYWALL INSTALLATION WITHOUT REMOVING RAILING. PLEASE SEE THE EXPEDITOR IF SPEC'S ARE NEEDED.

ROUGH CARPENTER SHALL INSTALL HANDRAIL BLOCKING IN WALLS WHERE HANDRAIL FASTENS TO WALL

ROUGH CARPENTER SHALL GLUE ALL I-JOISTS TO BOTTOM OF JOIST HANGERS.

ROUGH CARPENTER SHALL GLUE, NAIL, & SCREW FLOOR SHEATHING TO ALL LVL BEAMS IN FLOOR SYSTEM.

FRAME ALL WINDOWS & DOORS TO ROUGH OPENING SIZES ON SCHEDULE. OPENINGS NEED TO BE SQUARE & PLUMB WITH LEVEL SILLS.

ADD BLOCKING FOR CABINETS: SOLID BLOCKING CENTERED AT 34" - 54" & 90" OFF THE FLOOR. USE SCRAP CUT-OFFS FOR BLOCKING

1 A3 FIRST FLOOR PLAN 1/4" = 1'-0"

2,062 SQ. FT. FIRST FLOOR AREA
873 SQ. FT. GARAGE FLOOR AREA

PLUMBER NOTE:
WHEN ROUGHING PLEASE MARK ON EXTERIOR OF HOME THE LOCATIONS OF SUMP PUMP, ALL HOSE BIBB, & GAS SERVICE FOR SIDERS MOUNTING BLOCKS.

REVISIONS	BY
OWNERS APPROVAL:	
DATE:	

Kaerek HOMES, INC.
11600 LINCOLN AVENUE • WEST ALLIS, WI 53227
PHONE (414) 321-5300 • FAX (414) 321-8622

HAMPTON RESERVE - ELITE SERIES

A RESIDENCE FOR:
KAEREK HOMES, INC.
MIGRATORY LANE
LOT 39, SWAN RIDGE FARMS
MEQUON, WISCONSIN

JOB NO. KHI 9508

DRAWN BY: MEW
PLAN DATE: 2/26/26
STRUCTURAL REVIEW
BY: JML
DATE: XXXXXX

SHEET: A3

WINDOW & EXTERIOR DOOR SCHEDULE

MARK	ORDER NUMBER	ROUGH OPNG.	HEADER SIZE	NOTES	QTY.	SQ. FT. GLASS
FIRST FLOOR WINDOWS						
A	3040 S.H.	36" X 48"	(2) 1 3/4" X 11 7/8" LVLS	1, 2, 3, 6	1	8.74
B	3056 SH. MULL 2	72" X 66"	(2) 1 3/4" X 9 1/2" LVLS	1, 2, 3, 6	1	25.00
C	3056 S.H.	36" X 66"	(2) 2 X 10S	1, 2, 3, 6	1	12.50
D	2046 S.H./ 3046 FIXED/ 2046 S.H.	84" X 54"	(2) 1 3/4" X 9 1/2" LVLS	1, 2, 3, 4, 6	1	17.00
E	3060 S.H. MULL 3	108" X 72"	(2) 1 3/4" X 11 7/8" LVLS	1, 2, 3, 6	1	42.66
F	2866 MULL 2 S.H.	64" X 78"	(2) 2 X 8S	1, 2, 3, 6	2	23.40 EA.
G	3060 S.H. MULL 3	108" X 72"	(2) 1 3/4" X 9 1/2" LVLS	1, 2, 3, 6	1	42.66
H	NOT USED.					
I	2850 SH.	32" X 60"	(2) 2 X 10S	1, 2, 3, 5, 6	1	10.12
J	3060 SH.	36" X 72"	(2) 2 X 10S	1, 2, 6, 10	3	GARAGE
K	NOT USED.					
L	NOT USED.					
SECOND FLOOR WINDOWS						
M	3050 SH. MULL 2	72" X 60"	(2) 1 3/4" X 9 1/2" LVLS	1, 2, 3, 6	1	21.23
N	4036 FIXED	48" X 42"	(2) 1 3/4" X 9 1/2" LVLS	1, 2, 4, 6	1	10.20
O	5420 FIXED	64" X 24"	(2) 2 X 8S	1, 2, 4	2	7.25 EA.
P	5446 FIXED	64" X 54"	(2) 1 3/4" X 9 1/2" LVLS	1, 2, 4, 6	3	19.3 EA.
Q	3050 MULL 2 S.H.	72" X 60"	(2) 1 3/4" X 9 1/2" LVLS	1, 2, 3, 6	1	23.12 EA.
R	2850 SH.	32" X 60"	(2) 2 X 10S	1, 2, 3, 6	1	10.12
S	2850 MULL 2 S.H.	64" X 60"	(2) 1 3/4" X 9 1/2" LVLS	1, 2, 3, 6	1	20.24
T	NOT USED.					
U	NOT USED.					
V	NOT USED.					
BASEMENT WINDOWS						
W	4646 SLIDER	54" X 54"	(2) 1 3/4" X 11 7/8" LVLS	1, 2, 14	1	15.68
X	NOT USED.					
DOORS						
Y	NOT USED.					
Z	NOT USED.					
AA	SLIDING PATIO - 6076 W/ 3076 FIXED PANEL	108" X 80"	(2) 1 3/4" X 11 7/8" LVLS	1, 2, 7, 11	1	43.4
BB	WRT5103010 - CLR SL5286FLE2 - 1/0 S236FLE4 - 3/0 SL5286FLE2 - 1/0 HOLE FOR DEADBOLT	65 1/8" X 93"	(2) 1 3/4" X 9 1/2" LVLS	1, 2, 6, 9, 11, 12	1 1 1	

NOTES TO SCHEDULE:

1. WINDOWS, PATIO DOORS, & ENTRY DOORS SHALL BE ORDERED THROUGH LINDSAY WINDOWS & WESTERN DOORS.
2. ALL HEADERS SHALL BE S-P-F NO. 2 OR BETTER LUMBER, UNLESS OTHERWISE NOTED; SIZES AS SHOWN.
3. WINDOWS SHALL BE SINGLE HUNG VINYL INSULATED GLASS W/ LOW-E & ARGON GAS / SCREEN.
4. WINDOWS SHALL BE FIXED VINYL INSULATED GLASS W/ LOW-E ARGON GAS.
5. WINDOWS SHALL HAVE OBSCURING GLASS IN LOWER SASH.
6. WINDOWS SHALL HAVE METAL GRIDS IN AIR SPACE.
7. PATIO DOORS SHALL BE VINYL W/ INSULATED GLASS W/ LOW-E & ARGON GAS/ SCREEN.
8. NOT USED.
9. DOORS SHALL BE STEEL INSULATED UNITS, STYLE AS NOTED, INSULATED GLASS WHEN STYLE REQUIRES.
10. WINDOWS SHALL BE SINGLE HUNG VINYL INSULATED GLASS (NO LOW-E OR ARGON GAS) W/ SCREEN.
11. WINDOWS SHALL HAVE TEMPERED GLASS PER STATE CODE.
12. WINDOWS SHALL BE FIXED VINYL INSULATED GLASS (NO LOW 'E' AND ARGON GAS).
13. NOT USED.
14. WINDOWS SHALL BE SLIDER VINYL INSULATED GAS W/ LOW-E ARGON GAS.

ROUGH CARPENTER NOTES:

ROUGH CARPENTER SHALL INSTALL SAFETY RAILS AND GUARDRAILS AT ALL STAIRWELLS. SAFETY RAILS AND GUARDRAILS MUST BE PROPERLY INSTALLED TO ALLOW FOR COMPLETE DRYWALL INSTALLATION WITHOUT REMOVING RAILING. PLEASE SEE THE EXPEDITOR IF SPEC'S ARE NEEDED.
ROUGH CARPENTER SHALL INSTALL HANDRAIL BLOCKING IN WALLS WHERE HANDRAIL FASTENS TO WALL
ROUGH CARPENTER SHALL GLUE ALL I-JOISTS TO BOTTOM OF JOIST HANGERS.
ROUGH CARPENTER SHALL GLUE, NAIL, & SCREW FLOOR SHEATHING TO ALL LVL BEAMS IN FLOOR SYSTEM.
FRAME ALL WINDOWS & DOORS TO ROUGH OPENING SIZES ON SCHEDULE. OPENINGS NEED TO BE SQUARE & PLUMB WITH LEVEL SILLS.
ADD BLOCKING FOR CABINETS: SOLID BLOCKING CENTERED AT 34" - 54" & 90" OFF THE FLOOR. USE SCRAP CUT-OFFS FOR BLOCKING

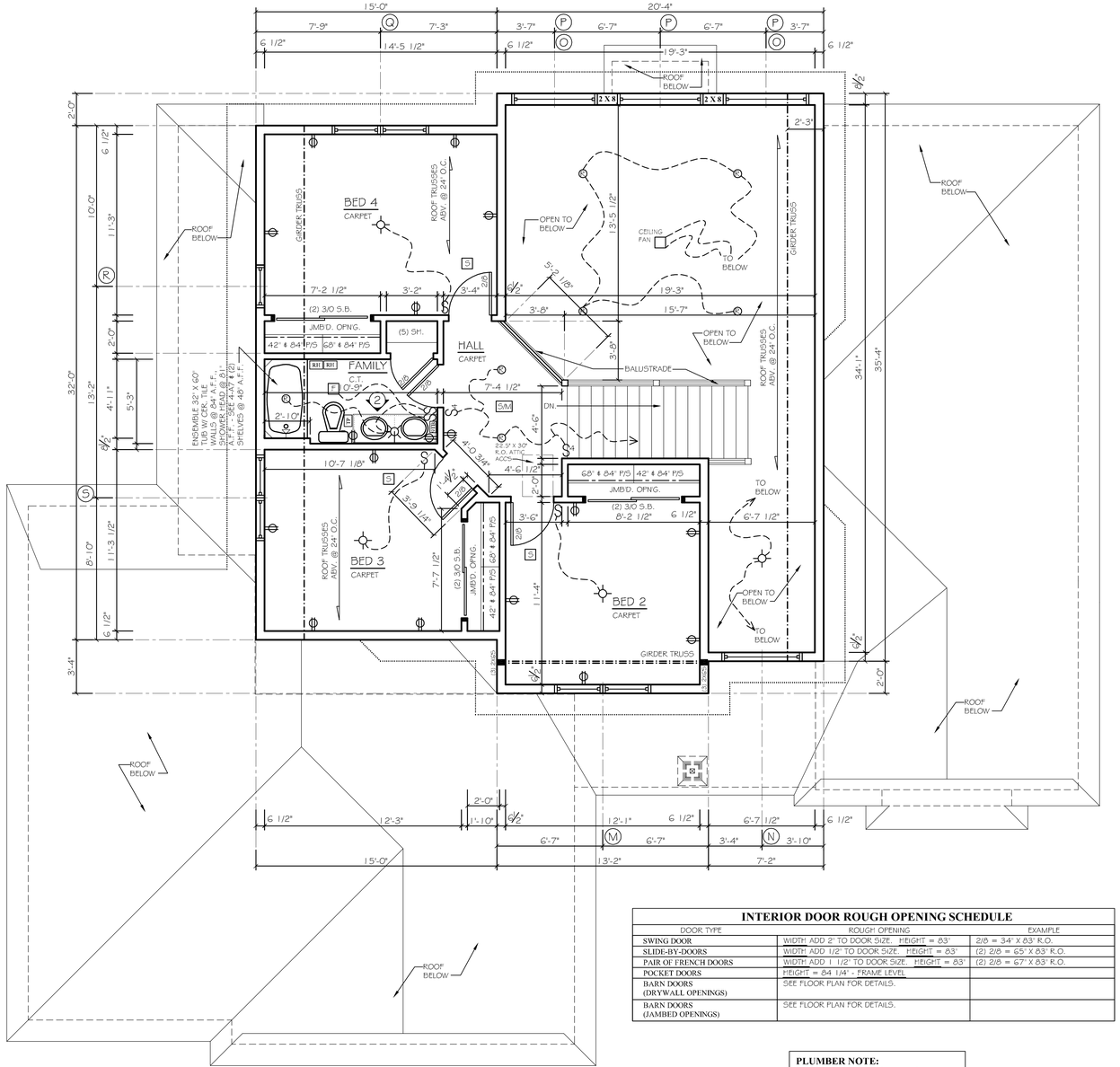

1 / A4 SECOND FLOOR PLAN

1/4" = 1'-0" 708 SQ. FT. SECOND FLOOR AREA

INTERIOR DOOR ROUGH OPENING SCHEDULE

DOOR TYPE	ROUGH OPENING	EXAMPLE
SWING DOOR	WIDTH: ADD 2" TO DOOR SIZE. HEIGHT = 83"	2/8 = 34" X 83" R.O.
SLIDE-BY-DOORS	WIDTH: ADD 1/2" TO DOOR SIZE. HEIGHT = 83"	(2) 2/8 = 65" X 83" R.O.
PAIR OF FRENCH DOORS	WIDTH: ADD 1 1/2" TO DOOR SIZE. HEIGHT = 83"	(2) 2/8 = 67" X 83" R.O.
POCKET DOORS	HEIGHT = 84 1/4" - FRAME LEVEL	
BARN DOORS (DRYWALL OPENINGS)	SEE FLOOR PLAN FOR DETAILS.	
BARN DOORS (JAMBED OPENINGS)	SEE FLOOR PLAN FOR DETAILS.	

PLUMBER NOTE:
WHEN ROUGHING PLEASE MARK ON EXTERIOR OF HOME THE LOCATIONS OF SUMP PUMP, ALL HOSE BIBB, & GAS SERVICE FOR SIDERS MOUNTING BLOCKS.

NOTES TO SHEET A4

1. CONTRACTOR SHALL VERIFY MISSING OR INCORRECT DIMENSIONS W/ KAEREK HOMES.

DO NOT SCALE DIMENSIONS FROM DRAWINGS!

2. INTERIOR PARTITIONS ARE 4-1/2" THICK UNLESS OTHERWISE NOTED.

3. **THE PLACEMENT OF BUILDING COMPONENETS, MECHANICAL EQUIPMENT, ALL ELECTRICAL & APPLIANCES ARE SUBJECT TO FIELD ADJUSTMENT.** ACTUAL CONSTRUCTION MAY NOT CONFORM EXACTLY TO THE INDICATED LOCATIONS ON THE DRAWINGS.

4. ROUGH CARPENTERS SHALL INSTALL FIRE STOPPING IN ALL LOCATIONS AS REQUIRED PER STATE CODE.

5. SEE WINDOW/ EXTERIOR DOOR SCHEDULE ON THIS SHEET FOR KEY TO WINDOW DESIGNATIONS.

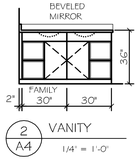

2 / A4 VANITY

1/4" = 1'-0"

REVISIONS	BY

OWNERS APPROVAL:

DATE:

Kaerek HOMES, INC.
11600 LINCOLN AVENUE • WEST ALLIS, WI 53227
PHONE (414) 321-5300 • FAX (414) 321-8622

A RESIDENCE FOR:
KAEREK HOMES, INC.
MIGRATORY LANE
LOT 39, SWAN RIDGE FARMS
MEQUON, WISCONSIN

HAMPTON RESERVE - ELITE SERIES

JOB NO. KHI 9508

DRAWN BY: MEW
PLAN DATE: 2/26/26
STRUCTURAL REVIEW
BY: JML
DATE: XXXXXX

SHEET: A4

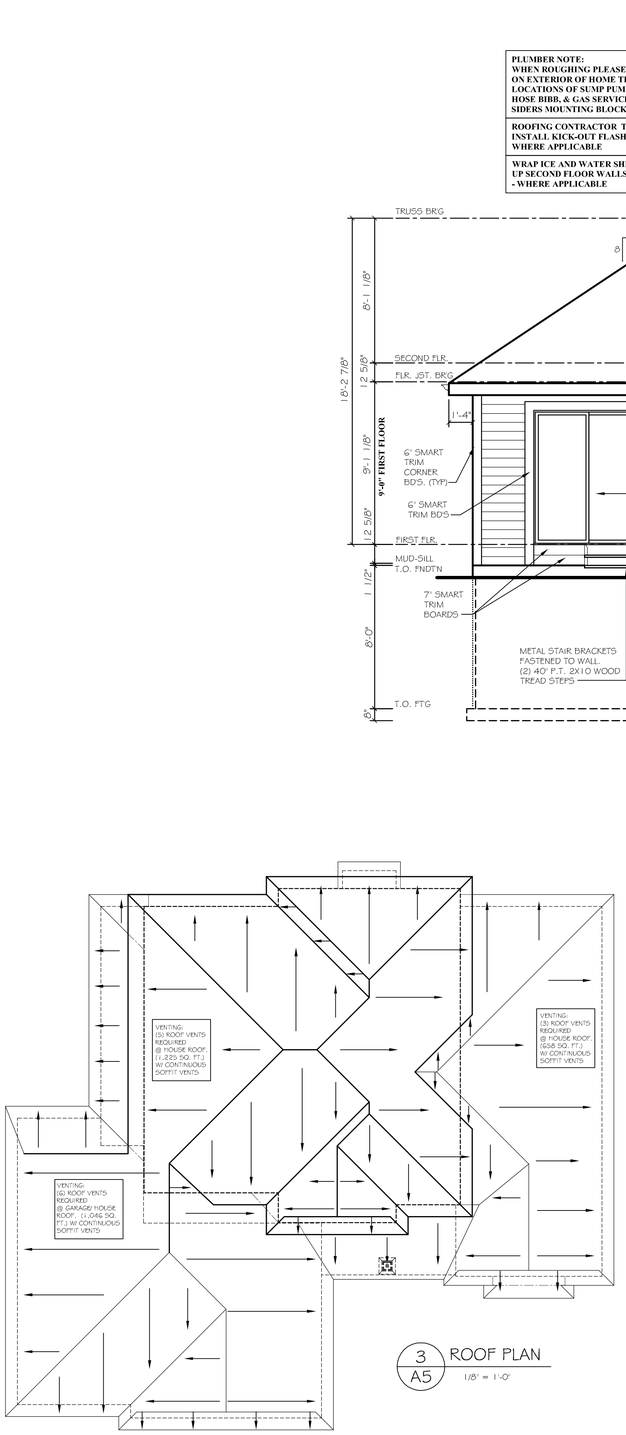

3 / A5 ROOF PLAN
1/8" = 1'-0"

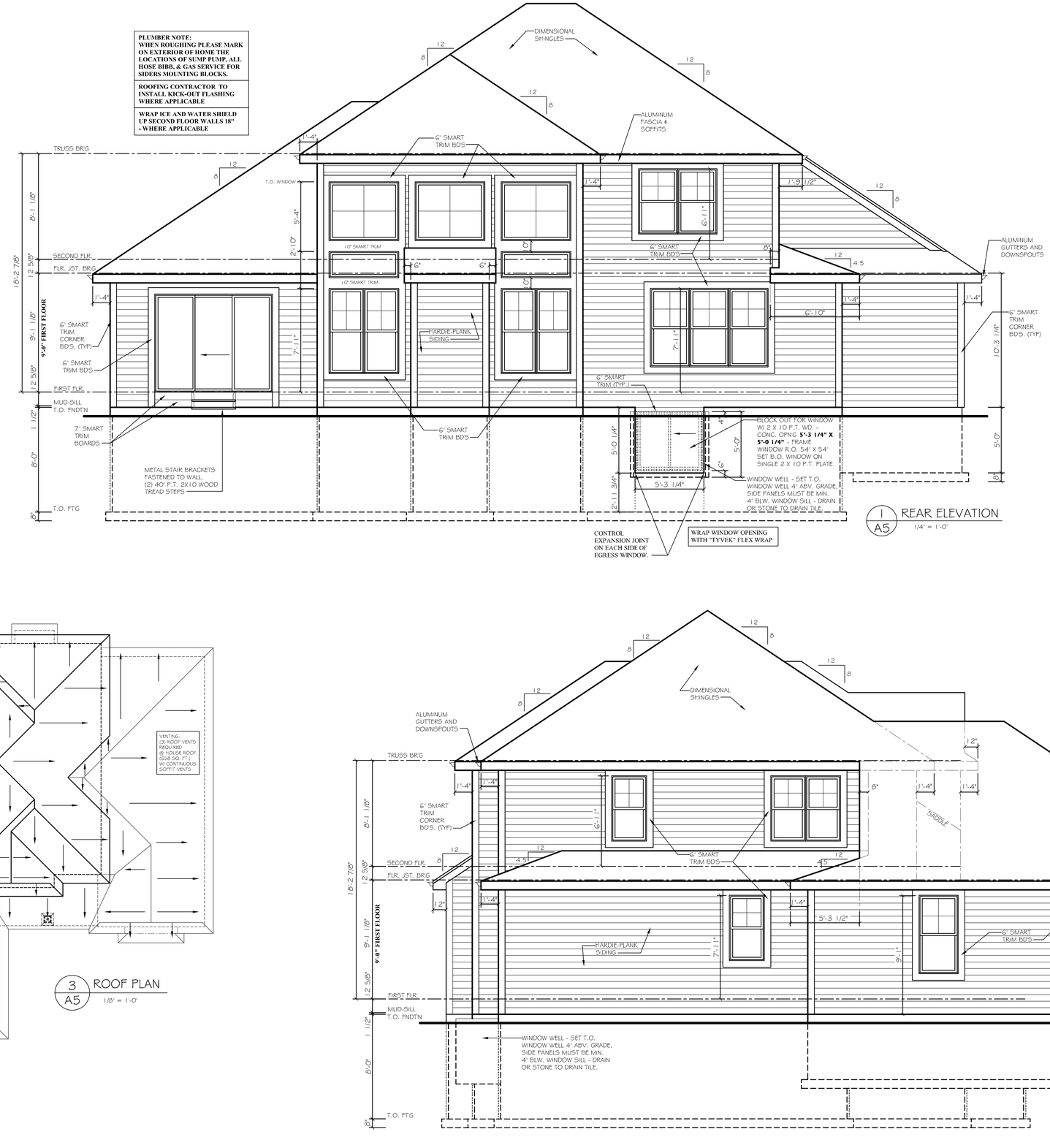

1 / A5 REAR ELEVATION
1/4" = 1'-0"

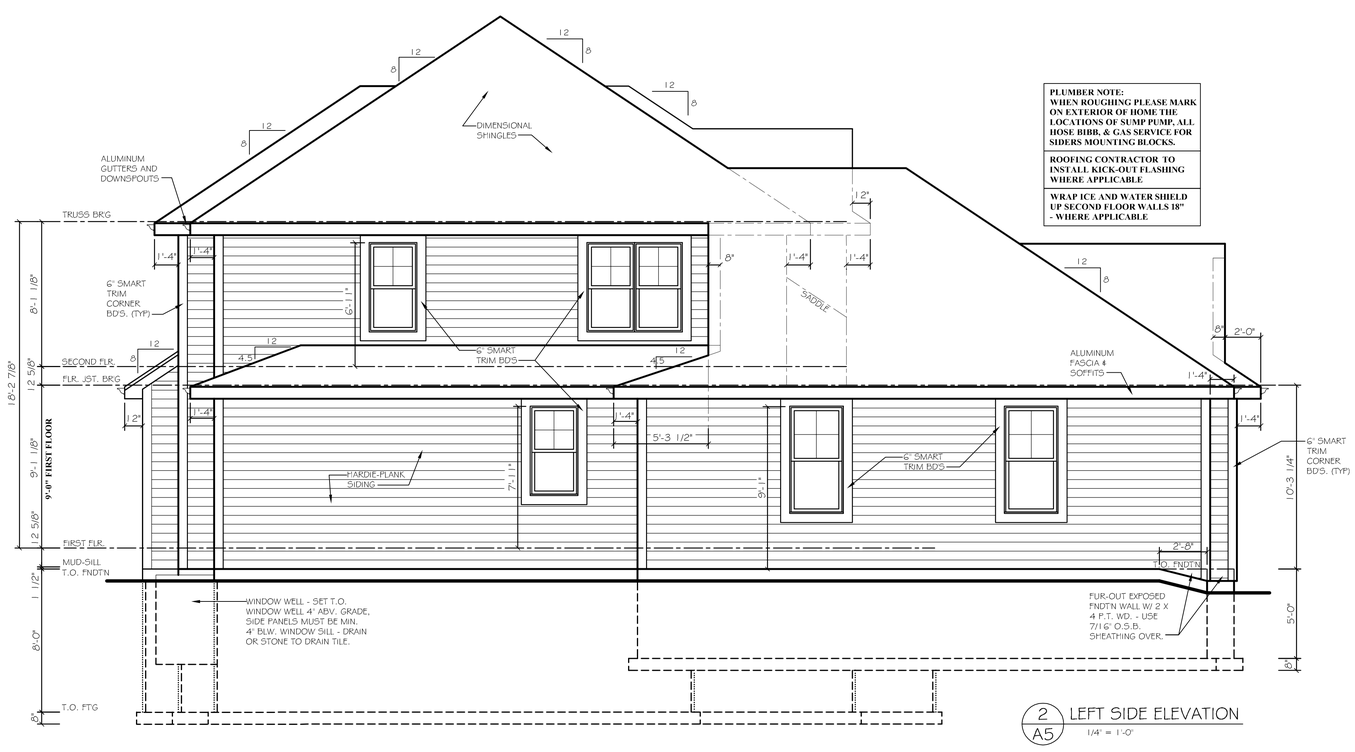

2 / A5 LEFT SIDE ELEVATION
1/4" = 1'-0"

REVISIONS	BY

OWNERS APPROVAL:

DATE:

Kaerek HOMES, INC.
11600 LINCOLN AVENUE • WEST ALLIS, WI 53227
PHONE (414) 321-5300 • FAX (414) 321-8622

A RESIDENCE FOR:
KAEREK HOMES, INC.
MIGRATORY LANE
LOT 39, SWAN RIDGE FARMS
MEQUON, WISCONSIN

HAMPTON RESERVE - ELITE SERIES

JOB NO.
KHI 9508

DRAWN BY: MEW
PLAN DATE: 2/26/26

STRUCTURAL REVIEW
BY: JML
DATE: XXXXXX

SHEET:
A5

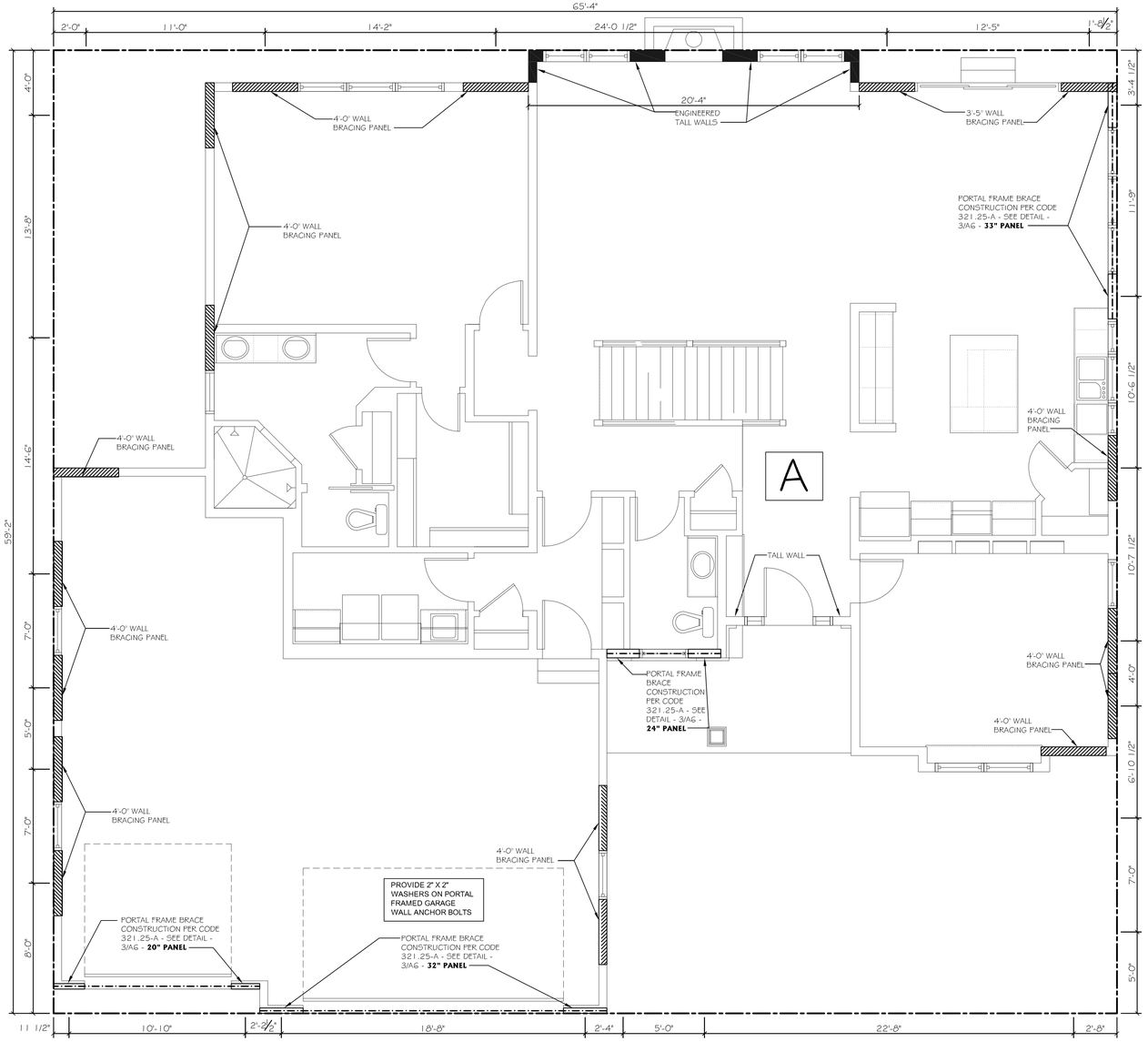

WALL BRACING SCHEDULE

RECTANGLE	PARALLEL LINES	LARGEST WALL OPENING	MAJORITY HEIGHT OF WALL	MIN. WALL PANEL (IN.)	EAVE TO RIDGE HEIGHT	LENGTH OF PERPENDICULAR SIDE	WALL HEIGHT CALC ADJUSTMENT	MIN. NUMBER OF PANELS (IN FEET) REQUIRED PER SIDE
A	FRONT/ REAR	8'-0"	9'-0"	41"	20'-0"	59'-2"	.95 X 22.1 =	21.0
	LEFT/ RIGHT	6'-6"	9'-0"	30"	20'-0"	65'-4"	.95 X 22.1 =	21.0
CONTINUOUS SHEATHED BRACING METHOD								

1/A6 FIRST FLOOR WALL BRACING PLAN
1/4" = 1'-0"

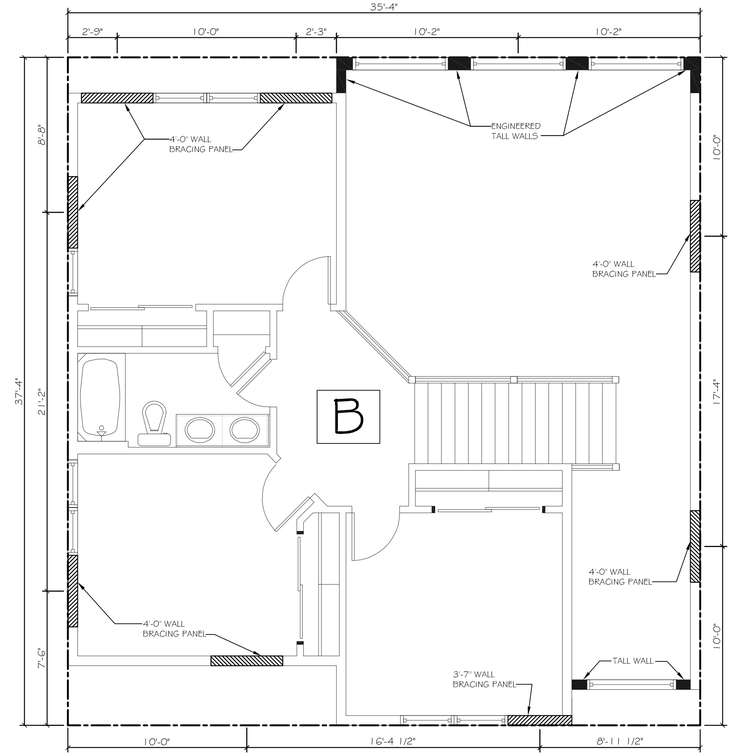

WALL BRACING SCHEDULE

RECTANGLE	PARALLEL LINES	LARGEST WALL OPENING	MAJORITY HEIGHT OF WALL	MIN. WALL PANEL (IN.)	EAVE TO RIDGE HEIGHT	LENGTH OF PERPENDICULAR SIDE	WALL HEIGHT CALC ADJUSTMENT	MIN. NUMBER OF PANELS (IN FEET) REQUIRED PER SIDE
B	FRONT/ REAR	5'-0"	8'-0"	24"	15'-0"	37'-4"	90 X 6.5 =	5.85
	LEFT/ RIGHT	5'-0"	8'-0"	24"	15'-0"	35'-4"	90 X 6.5 =	5.85
CONTINUOUS SHEATHED BRACING METHOD								

2/A6 SECOND FLOOR WALL BRACING PLAN
1/4" = 1'-0"

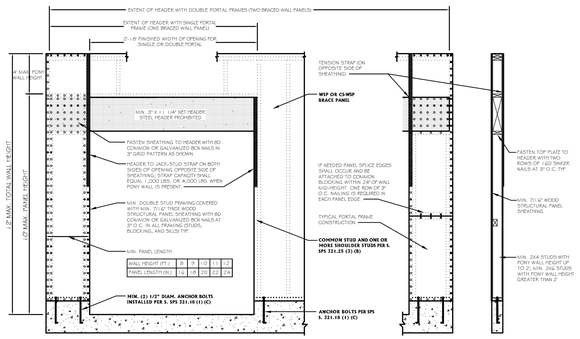

OVER CONCRETE OR MASONRY BLOCK FOUNDATION

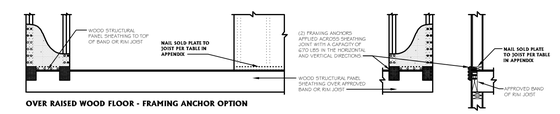

OVER RAISED WOOD FLOOR - FRAMING ANCHOR OPTION

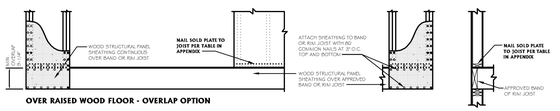

OVER RAISED WOOD FLOOR - OVERLAP OPTION

FRONT ELEVATION **SECTION**

3/A6 PORTAL DETAIL
NO SCALE

REVISIONS	BY
OWNERS APPROVAL:	
DATE:	

Kaerek HOMES, INC.
11600 LINCOLN AVENUE • WEST ALLIS, WI 53227
PHONE (414) 321-5300 • FAX (414) 321-8622

A RESIDENCE FOR:
KAEREK HOMES, INC.
MIGRATORY LANE
LOT 39, SWAN RIDGE FARMS
MEQUON, WISCONSIN

HAMPTON RESERVE - ELITE SERIES

JOB NO. KHI 9508

DRAWN BY: MEW
PLAN DATE: 2/26/26

STRUCTURAL REVIEW
BY: JML
DATE: XXXXX

SHEET: A6

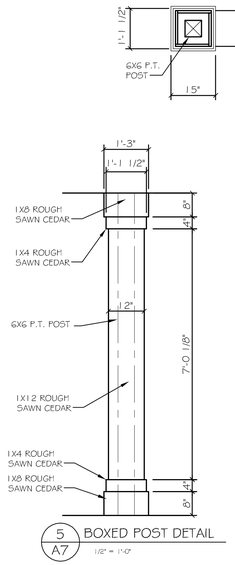

5 A7 BOXED POST DETAIL

1/2" = 1'-0"

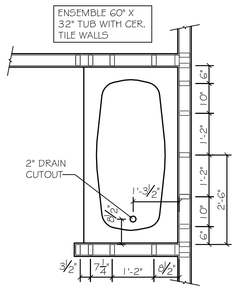

4 A7 60" X 32" TUB DRAIN LOCATION

1/2" = 1'-0"

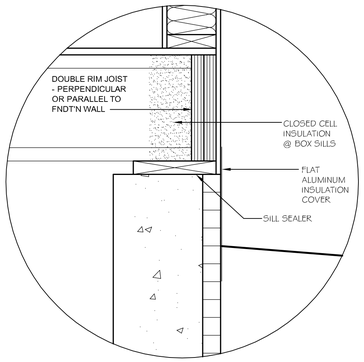

3 A7 SECTION @ TOP OF FNDT'N WALL

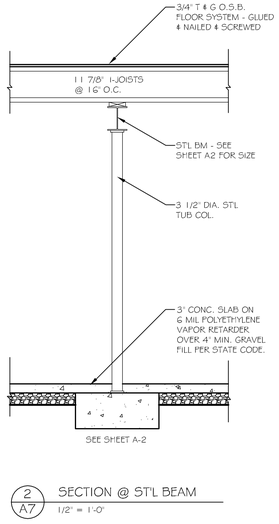

2 A7 SECTION @ ST'L BEAM

1/2" = 1'-0"

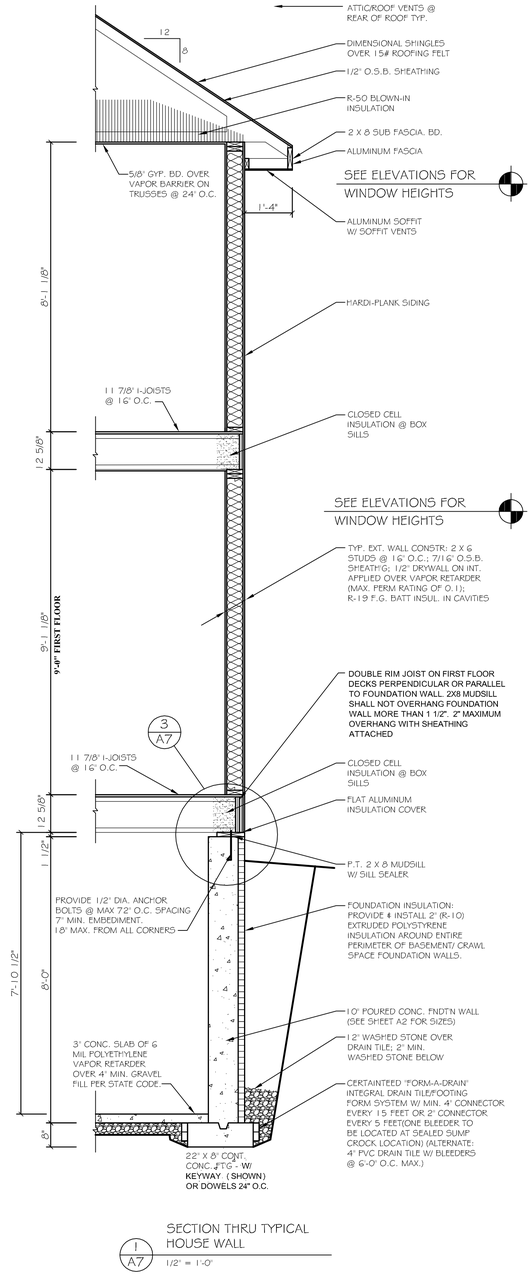

1 A7 SECTION THRU TYPICAL HOUSE WALL

1/2" = 1'-0"

REVISIONS	BY

OWNERS APPROVAL:

DATE:

Kaerek HOMES, INC.
11600 LINCOLN AVENUE • WEST ALLIS, WI 53227
PHONE (414) 321-5300 • FAX (414) 321-8622

A RESIDENCE FOR:
KAEREK HOMES, INC.
MIGRATORY LANE
LOT 39, SWAN RIDGE FARMS
MEQUON, WISCONSIN

HAMPTON RESERVE - ELITE SERIES

JOB NO.
KHI 9508

DRAWN BY: MEW
PLAN DATE: 2/26/26

STRUCTURAL REVIEW
BY: JML
DATE: XXXXXX

SHEET:
A7

11333 N. Cedarburg Road
Mequon, WI 53092-1930
Phone: 262/236-2914
Fax: 262/242-9655

www.cityofmequonwi.gov **Inspections**

TO: **Architectural Board**
FROM: **Karen Heil, Administrative Assistant**
DATE: **April 13, 2026**
SUBJECT: **Kamil Matejewski & Sabina Cashin**
New Single-Family Residence at 9811 N. Migratory Court
Subdivision: Swan Ridge Farms
Contractor: Espire House, Inc. / Architect: Espire Homes, Inc.
District 4 - 7:35 pm

Attachments:
Survey, Statement of Intent, Plans

PLAT OF SURVEY

FOR LOT 9 OF SWAN RIDGE FARMS, AND BEING A PART OF THE NE 1/4 & SE 1/4 OF THE SOUTHEAST QUARTER OF SECTION 32, TOWN 9 NORTH, RANGE 21 EAST, CITY OF MEQUON, OZAUKEE COUNTY, WISCONSIN.

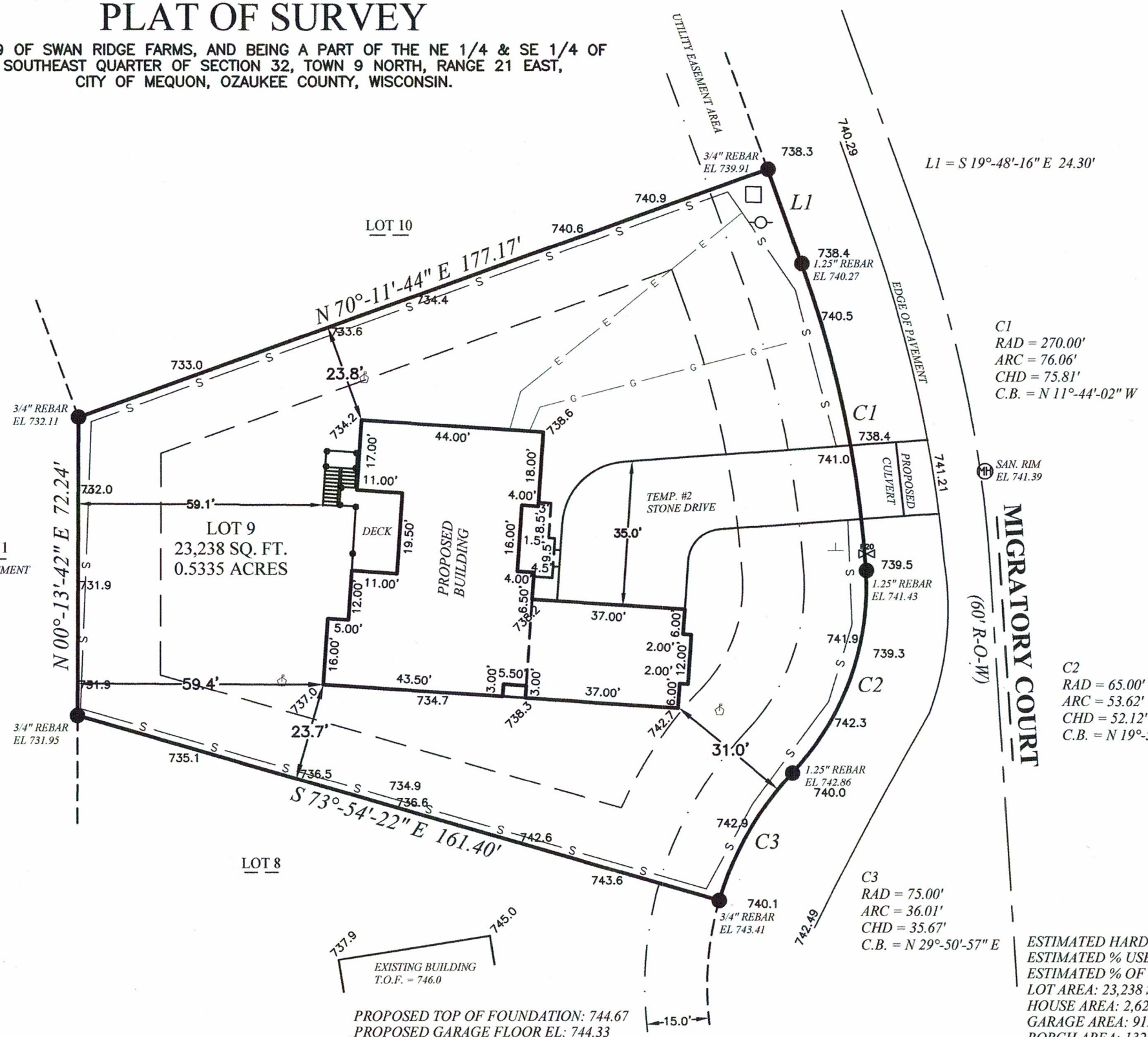

C2
RAD = 65.00'
ARC = 53.62'
CHD = 52.12'
C.B. = N 19°-58'-14" E

C3
RAD = 75.00'
ARC = 36.01'
CHD = 35.67'
C.B. = N 29°-50'-57" E

PROPOSED TOP OF FOUNDATION: 744.67
PROPOSED GARAGE FLOOR EL: 744.33
PROPOSED FINAL YARD GRADE: 744.00
PROPOSED EXPOSED GRADE: 735.00
PROPOSED TOP OF FOOTING: 735.67
DRIVEWAY SLOPE: 3.7 % TO PAVEMENT
(ASSUMING 9' WALL - CHECK PLAN)

ESTIMATED HARD SURFACE AREAS: 5,769.1 SQ. FT.
ESTIMATED % USE OF TOTAL LOT AREA: 24.83%
ESTIMATED % OF REMAINING OPEN SPACE: 75.17%
LOT AREA: 23,238 SQ. FT.
HOUSE AREA: 2,623.0 SQ. FT.
GARAGE AREA: 912.0 SQ. FT.
PORCH AREA: 132.3 SQ. FT.
SIDE PORCH AREA: 16.5 SQ. FT.
DECK AREA: 310.6 SQ. FT.
WALK AREA: 6.0 SQ. FT.
DRIVE AREA TO R-O-W: 1,768.7 SQ. FT.

BEARINGS ARE REFERENCED TO THE EAST LINE OF THE SOUTHEAST QUARTER OF SECTION 32–09–21, WHICH IS ASSUMED TO BEAR S 01°–11'–40" E.

30' 0 30'

State of Wisconsin } SS.
County of Jefferson }

NOTE: EXCAVATOR AND MASON MUST VERIFY AT LEAST TWO BENCH MARKS SHOWN ABOVE.

I, Scott D. Thomas, L.P.L.S., do hereby certify that I have made this survey and that the information as shown on the above Plat of Survey is a true and correct representation thereof and that this survey complies with Wisconsin Administative Code A-E 7. Lots are drawn from subdivision plats/C.S.M.s; unplatted lands from recorded deeds/surveys. Boundary survey plats reflect field-located information; consult a title attorney to discover all the legal encumberments attached to any property.

HOLLAND & THOMAS, L.L.C.
LAND SURVEYORS
202 West Street Johnson Creek, WI 53038 (920) 699-3305

LEGEND: These standard symbols may be found in the drawing.

- Lot Corner (Found) w/desc.
- 18" X 3/4" Dia. Rebar (Set)
- Elec. Trans. Box
- Man Hole
- Utility Pedestal
- Fire Hydrant
- Water Valve
- Catch Basin
- Light Post
- Lateral End
- Offset Stake
- Easement Boundary
- Setback Line
- S — Proposed Silt Fence
- E — Proposed Electric Line
- G — Proposed Gas Line

WISCONSIN SCOTT D. THOMAS S-2354 JOHNSON CREEK WISCONSIN 3/19/26 LAND SURVEYOR

IF THE SURVEYOR'S SEAL IS NOT WET STAMPED IN RED AND SIGNED IN OPPOSABLE INK, THE PLAT IS A COPY THAT SHOULD BE ASSUMED TO CONTAIN UN–AUTHORIZED ALT–ERATIONS. THE CERTIFICATION ON ON THIS DOCUMENT DOES NOT APPLY TO ANY COPIES NOR DIGITAL FORMATS UNLESS VERIFIED DIGITAL CERTIFICATE BY SAME EXISTS UN–ALTERED.

Digitally signed by Scott D. Thomas
Date: 2026.03.19 15:01:21 -05'00'

PROJECT: 454 (Matejewski–Cashin)

BUILDER: Espire Homes, Inc.
530 Hartbrook Dr.
Hartland, WI 53029
Ph: (262) 746–2000

C:\Holland&Thomas\260259.dwg;Drawn By:NLH;Checked By:SDT;F.W.F:03-18-26;S:03-19-26.

3/19/2026

Statement of intent

Lot 9 Swan Ridge Farms- Matejewski

The proposed project is a new single-family home construction on a currently vacant residential lot. The site features full exposure, which has been carefully considered in the design to minimize disruption to the natural landscape. The home has been thoughtfully sited to optimize views and sunlight exposure, while adhering to all applicable zoning, environmental, and setback requirements. The architectural design blends traditional and contemporary elements to complement the character of the surrounding neighborhood. No unique site limitations are anticipated beyond standard grading and utility coordination.

EXTERIOR MATERIALS:

*CONTINUOUS RIDGE VENT
*LIMITED LIFETIME HIGH DEFINITION ASPHALT SHINGLES
*1X8 MIRATEC FASCIA BOARD
*LP SOFFIT WITH VENTS
*JAMES HARDIE PLANK LAP SIDING PRIMED(PER PLAN)
*LP BOARD AND BATTEN IN GABLES (PER PLAN)
*5/4X6 MIRATEC FRIEZE BOARDS AT GABLES (PER PLAN)
*5/4X8 MIRATEC HEAD TRIM W/ 1" OVERHANG
(WINDOWS & EXTERIOR DOORS)
*5/4X6 MIRATEC TRIM AT SIDES OF WINDOWS
& EXTERIOR DOORS
*5/4X6 MIRATEC SILL TRIM AT WINDOWS
*5/4X6 MIRATEC CORNER BOARDS @ OUTSIDE CORNERS
*1X12 CEDAR COLUMNS W/ 1X8 BASE CAP &
1X6 TOP CAP (FRONT PORCH)
*5/4X12 MIRATEC WRAPPED COLUMNS W/ 5/4X8 BASE &
5/4X6 CAP (REAR DECK)
*STONE VENEER PER PLAN
*ALLIANCE/WAUDENA WINDGATE SINGLE HUNG VINYL WINDOWS
(UNLESS NOTED ON PLAN) (DRYWALL RETURNS & WOOD SILLS)

INDEX OF SHEETS:

PAGE. 1: FRONT & REAR ELEVATIONS

PAGE 2: LEFT & RIGHT ELEVATIONS

PAGE 3: FOUNDATION PLAN

PAGE 4: FIRST FLOOR PLAN

PAGE 5: ELECTRICAL PLAN

PAGE 6: FINISHED LOWER LEVEL

FRONT ELEVATION
SCALE: 1/4" = 1'-0"

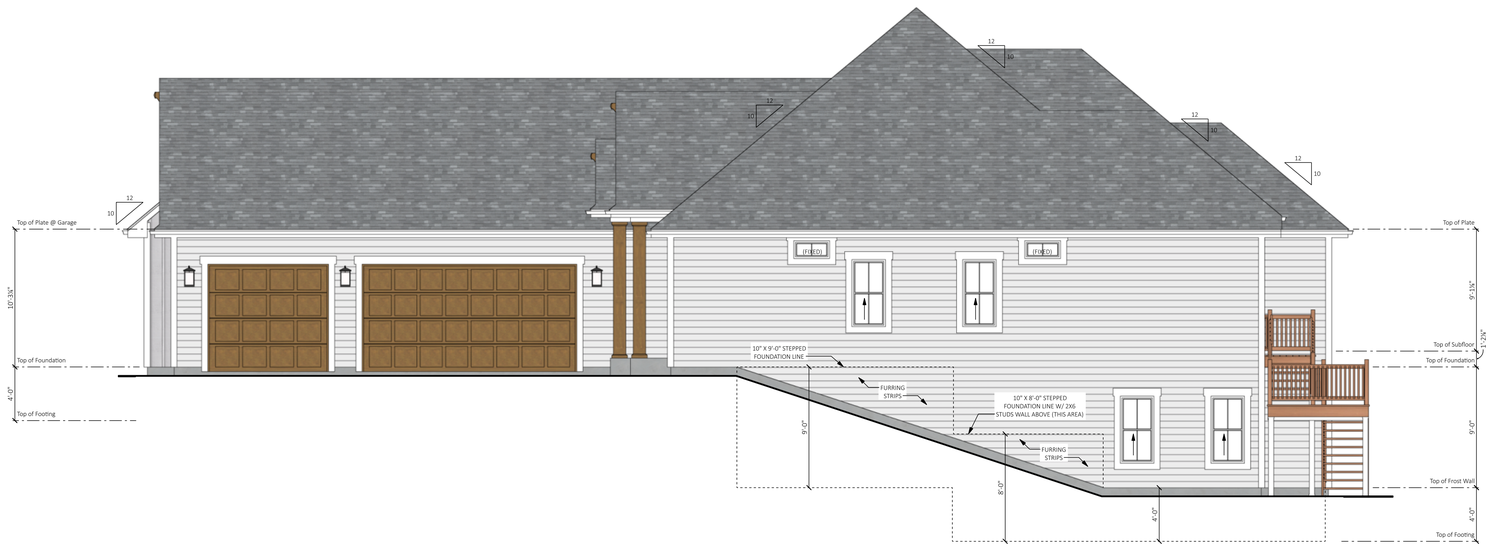

RIGHT ELEVATION
SCALE: 3/16" = 1'-0"

THE LAUREL

SQUARE FOOTAGE:

FIRST FLOOR: 2,620 SQ. FT.

FINISHED LOWER LEVEL: 1,298 SQ. FT.

GARAGE: 913 SQ. FT.

FRONT PORCH: 135 SQ. FT.

COVERED DECK: 215 SQ. FT.

DECK: 50 SQ. FT.

CONTRACT PLANS ONLY VALID IF SIGNED OR NOTED!

SIGNED: ON FILE DATED: 2-3-26

PRODUCTION PLANS ONLY VALID IF SIGNED OR NOTED!

SIGNED: ON FILE DATED: 3-12-26

FINAL PLANS ONLY FINAL IF SIGNED OR NOTED!

SIGNED:_____ DATED:_____

COPYRIGHT 2025 ESPIRE HOMES INC.
IT IS UNLAWFUL TO USE OR REPRODUCE BY ANY MEANS
ALL OR ANY PORTION OF THESE CONSTRUCTION DOCUMENTS
WITHOUT THE EXPRESSED WRITTEN PERMISSION OF ESPIRE HOMES INC.
ESPIRE HOMES INC. RESERVES THE RIGHT TO USE ALL OR PARTS
OF THESE PLANS IN THE FUTURE

ESPIRE. BUILD. LIVE
NUPATH HOMES
262-746-2000
530 HARTBROOK DRIVE, HARTLAND, WI 53029

Revision	Date
Revision	Date
CITY PLANS	03/19/26

Kamil & Sabina Matejewski

SCALE: As Noted
DRAWN BY: K.L.B.
DATE: 02-02-26

1/7

EXTERIOR MATERIALS:

*CONTINUOUS RIDGE VENT
*LIMITED LIFETIME HIGH DEFINITION ASPHALT SHINGLES
*1X8 MIRATEC FASCIA BOARD
*LP SOFFIT WITH VENTS
*JAMES HARDIE PLANK LAP SIDING PRIMED(PER PLAN)
*LP BOARD AND BATTEN IN GABLES (PER PLAN)
*5/4X6 MIRATEC FRIEZE BOARDS AT GABLES (PER PLAN)
*5/4X8 MIRATEC HEAD TRIM W/ 1" OVERHANG (WINDOWS & EXTERIOR DOORS)
*5/4X6 MIRATEC TRIM AT SIDES OF WINDOWS & EXTERIOR DOORS
*5/4X6 MIRATEC SILL TRIM AT WINDOWS
*5/4X6 MIRATEC CORNER BOARDS @ OUTSIDE CORNERS
*1X12 CEDAR COLUMNS W/ 1X8 BASE CAP & 1X6 TOP CAP (FRONT PORCH)
*5/4X12 MIRATEC WRAPPED COLUMNS W/ 5/4X8 BASE & 5/4X6 CAP (REAR DECK)
*STONE VENEER PER PLAN
*ALLIANCE/WAUDENA WINDGATE SINGLE HUNG VINYL WINDOWS (UNLESS NOTED ON PLAN) (DRYWALL RETURNS & WOOD SILLS)

REAR ELEVATION
SCALE: 1/4" = 1'-0"

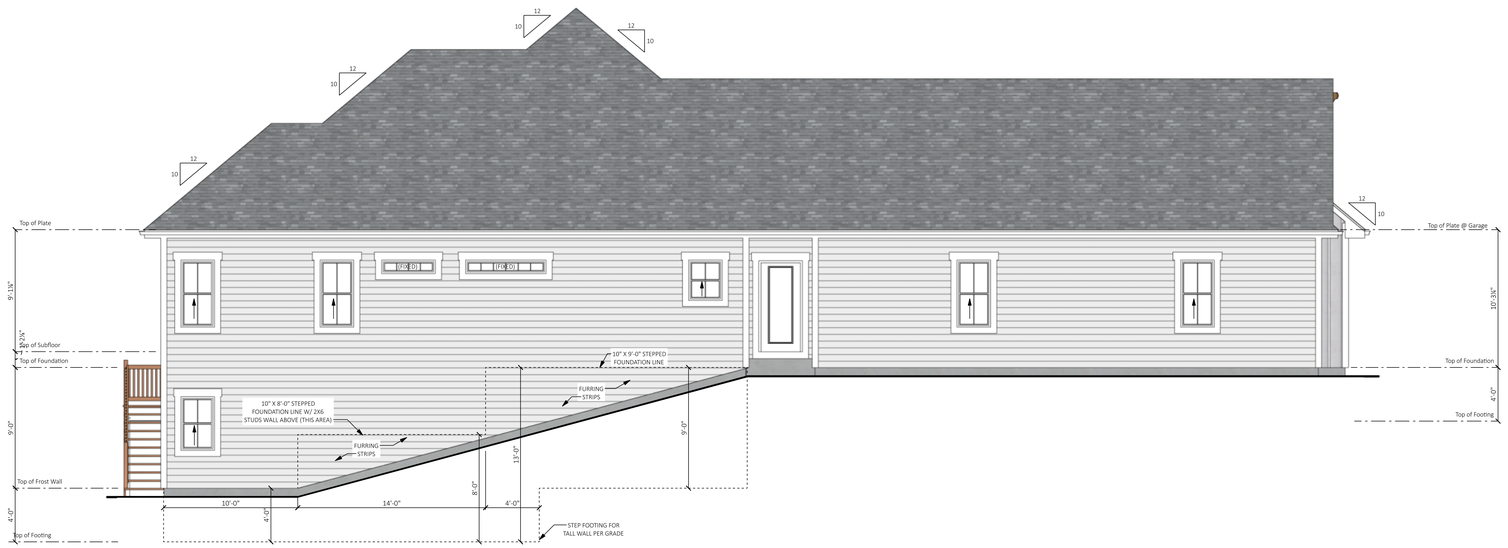

LEFT ELEVATION
SCALE: 3/16" = 1'-0"

CONTRACT PLANS ONLY VALID IF SIGNED OR NOTED!

SIGNED: ON FILE DATED: 2-3-26

PRODUCTION PLANS ONLY VALID IF SIGNED OR NOTED!

SIGNED: ON FILE DATED: 3-12-26

FINAL PLANS ONLY FINAL IF SIGNED OR NOTED!

SIGNED:_____ DATED:_____

COPYRIGHT 2025 ESPIRE HOMES INC.
IT IS UNLAWFUL TO USE OR REPRODUCE BY ANY MEANS ALL OR ANY PORTION OF THESE CONSTRUCTION DOCUMENTS WITHOUT THE EXPRESSED WRITTEN PERMISSION OF ESPIRE HOMES INC. ESPIRE HOMES INC. RESERVES THE RIGHT TO USE ALL OR PARTS OF THESE PLANS IN THE FUTURE

ESPIRE. BUILD. LIVE
NUPATH HOMES
262-746-2000
530 HARTBROOK DRIVE, HARTLAND, WI 53029

Revision	Date
Revision	Date
CITY PLANS	03/19/26

Kamil & Sabina Matejewski

SCALE: As Noted
DRAWN BY: K.L.B.
DATE: 02-02-26

2/7

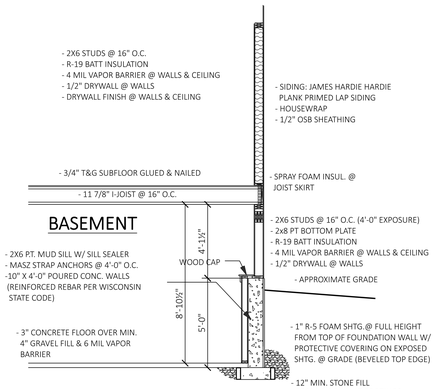

PARTIAL EXPOSURE DETAIL

SCALE: 1/4" = 1'-0"

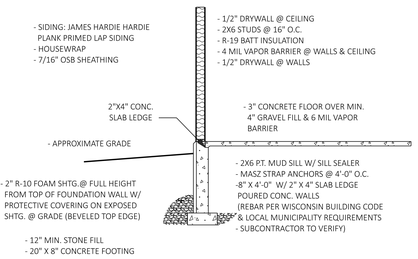

FULL EXPOSURE SECTION

SCALE: 1/4" = 1'-0"

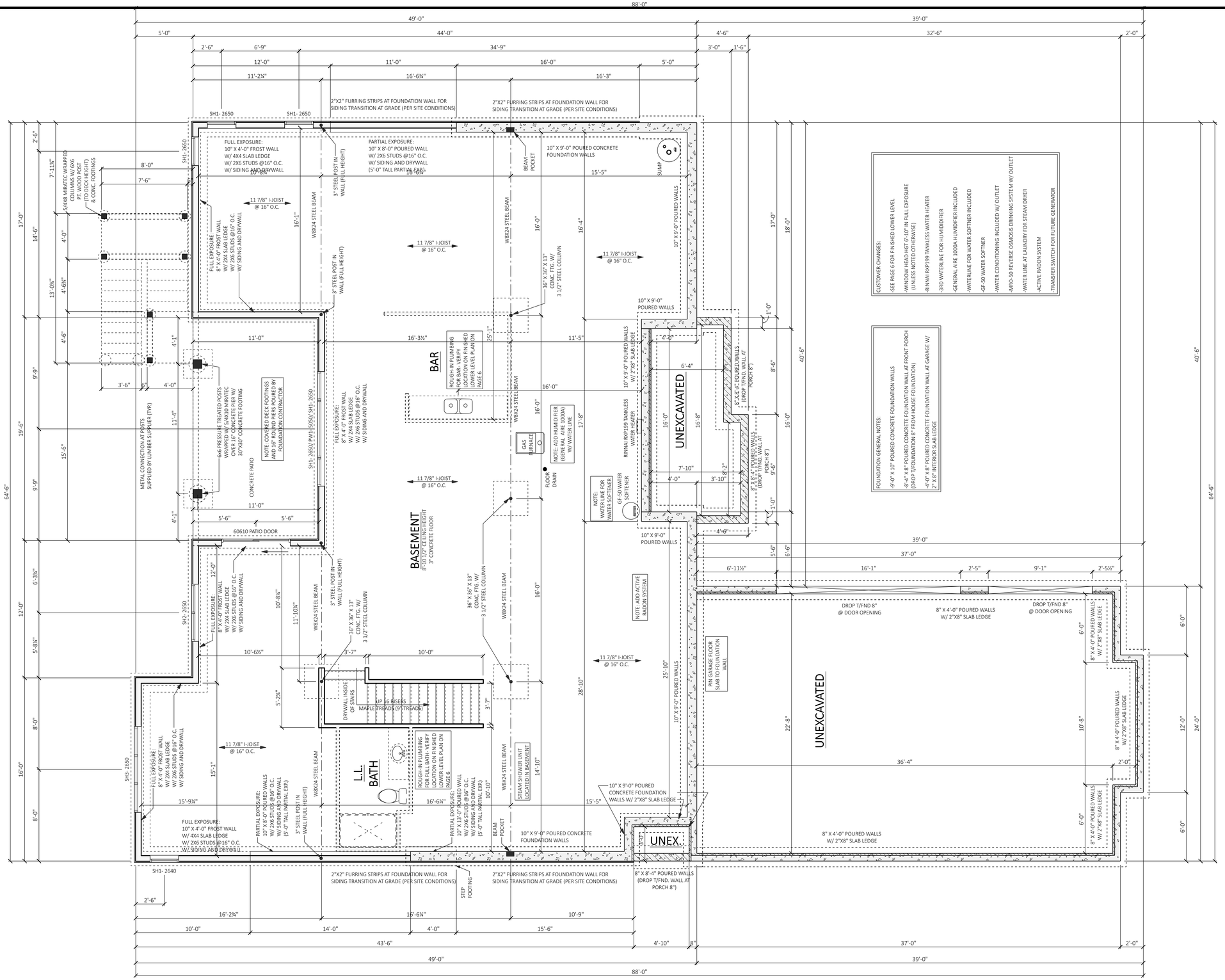

FOUNDATION PLAN

SCALE: 1/4" = 1'-0"

CONTRACT PLANS ONLY VALID IF SIGNED OR NOTED!

SIGNED: ON FILE DATED: 2-3-26

PRODUCTION PLANS ONLY VALID IF SIGNED OR NOTED!

SIGNED: ON FILE DATED: 3-12-26

FINAL PLANS ONLY FINAL IF SIGNED OR NOTED!

SIGNED: _____ DATED: _____

COPYRIGHT 2025 ESPIRE HOMES INC.
IT IS UNLAWFUL TO USE OR REPRODUCE BY ANY MEANS
ALL OR ANY PORTION OF THESE CONSTRUCTION DOCUMENTS
WITHOUT THE EXPRESSED WRITTEN PERMISSION OF ESPIRE HOMES INC.
ESPIRE HOMES INC. RESERVES THE RIGHT TO USE ALL OR PARTS
OF THESE PLANS IN THE FUTURE

ESPIRE. BUILD. LIVE
NUPATH HOMES
262-746-2000
530 HARTBROOK DRIVE, HARTLAND, WI 53029

Revision	Date
Revision	

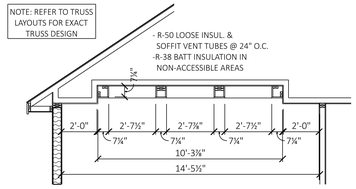

OWNER'S SUITE CEILING
SCALE: 1/4" = 1'-0"

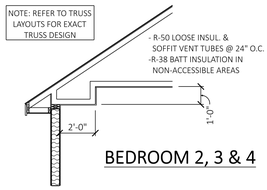

BEDROOM CEILING DETAIL
SCALE: 1/4" = 1'-0"

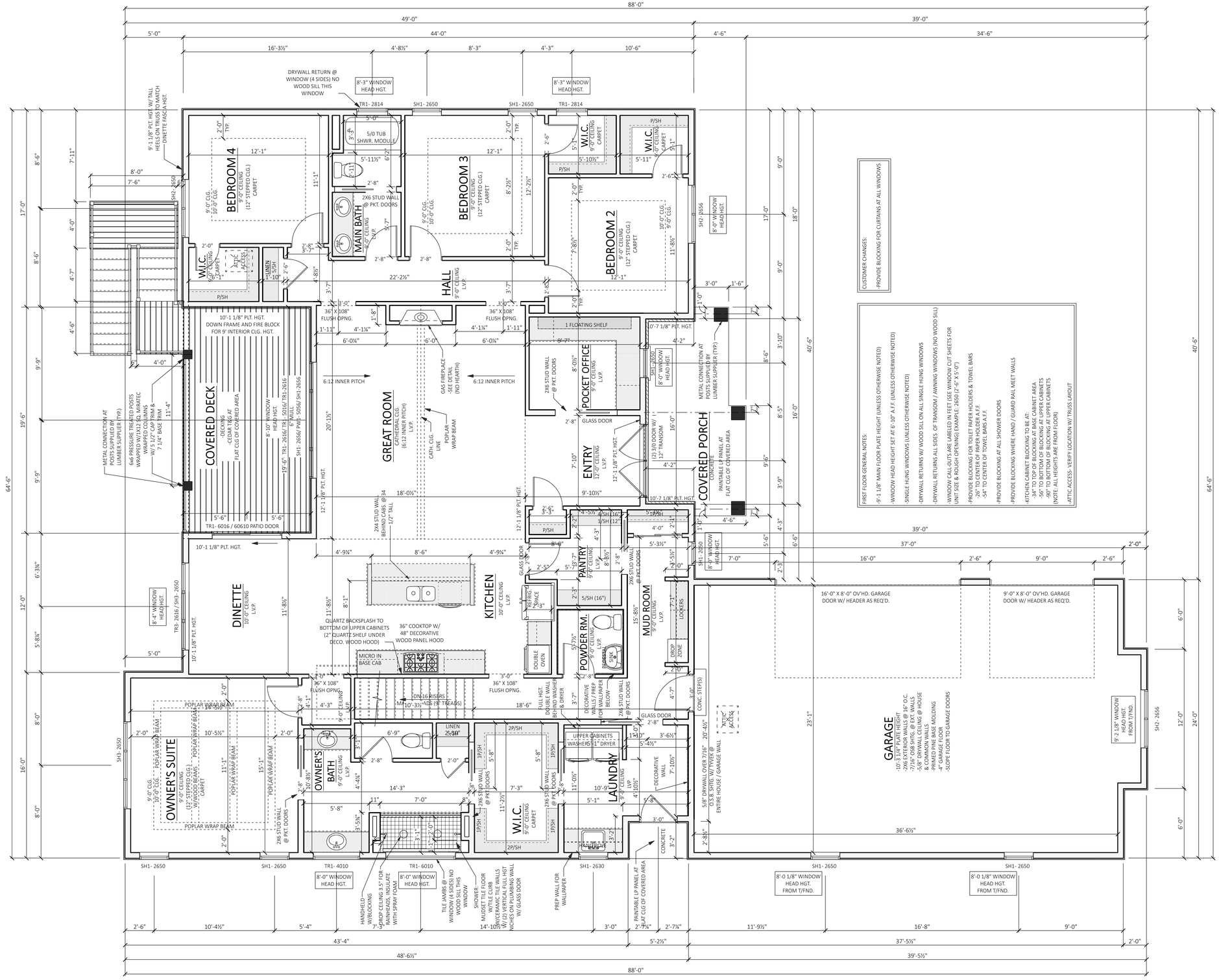

FIRST FLOOR PLAN
SCALE: 1/4" = 1'-0"

CONTRACT PLANS ONLY VALID IF SIGNED OR NOTED!

SIGNED: ON FILE DATED: 2-3-26

PRODUCTION PLANS ONLY VALID IF SIGNED OR NOTED!

SIGNED: ON FILE DATED: 3-12-26

FINAL PLANS ONLY FINAL IF SIGNED OR NOTED!

SIGNED: _____ DATED: _____

COPYRIGHT 2025 ESPIRE HOMES INC.
IT IS UNLAWFUL TO USE OR REPRODUCE BY ANY MEANS ALL OR ANY PORTION OF THESE CONSTRUCTION DOCUMENTS WITHOUT THE EXPRESSED WRITTEN PERMISSION OF ESPIRE HOMES INC. ESPIRE HOMES INC. RESERVES THE RIGHT TO USE ALL OR PARTS OF THESE PLANS IN THE FUTURE

ESPIRE BUILD. LIVE
NUPATH HOMES
262-746-2000
530 HARTBROOK DRIVE, HARTLAND, WI 53029

Date	Revision
03/19/26	CITY PLANS

Kamil & Sabina Matejewski

SCALE: 1/4" = 1'-0"
DRAWN BY: K.L.B.
DATE: 02-02-26

4/7

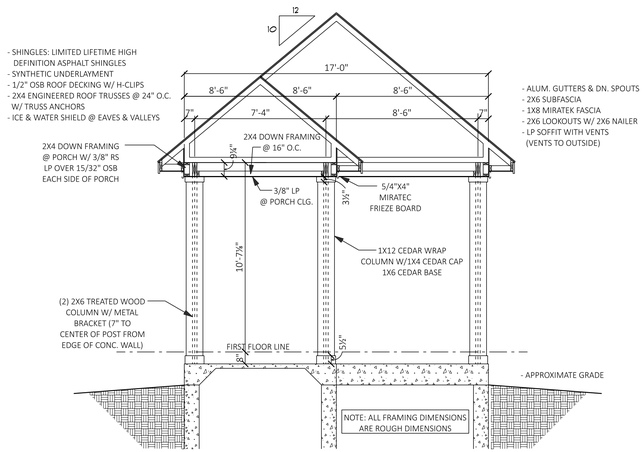

COVERED PORCH SECTION
SCALE: 1/4" = 1'-0"

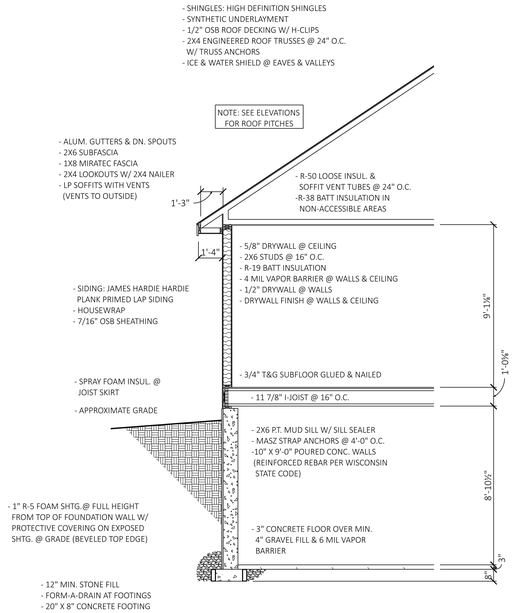

TYPICAL WALL SECTION
SCALE: 1/4" = 1'-0"

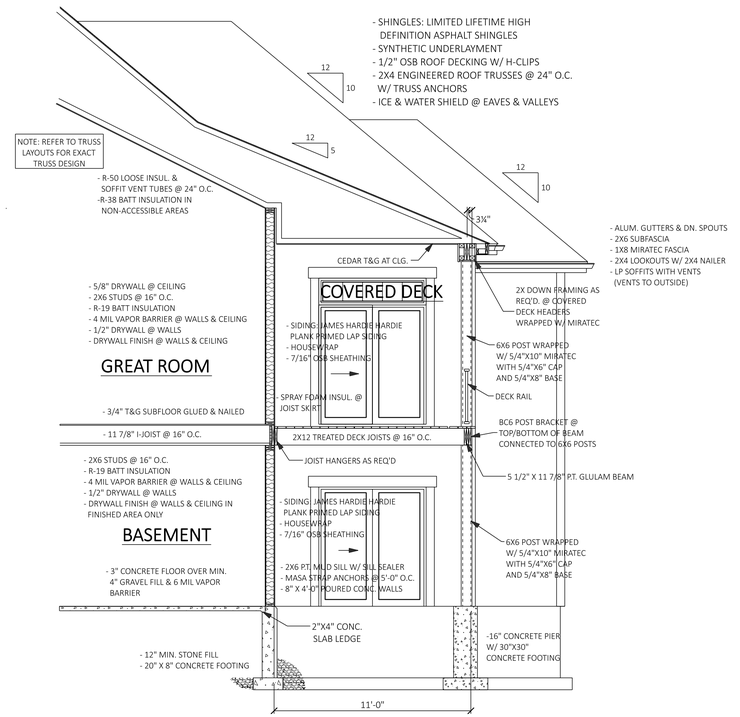

COVERED DECK SECTION
SCALE: 1/4" = 1'-0"

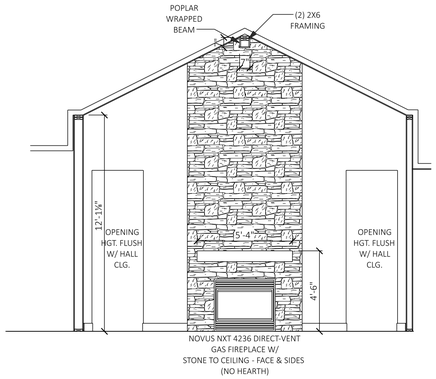

FIREPLACE ELEVATION
SCALE: 1/4" = 1'-0"

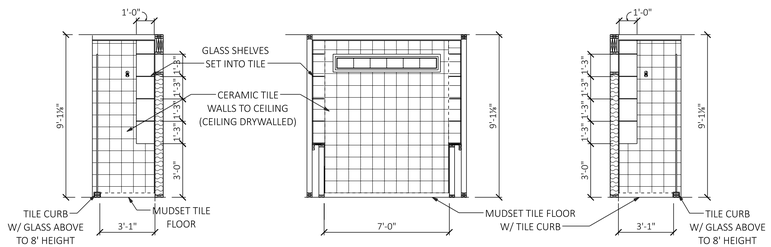

OWNER'S SHOWER DETAIL
SCALE: 1/4" = 1'-0"

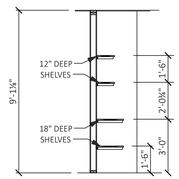

PANTRY SHELVING DETAIL
SCALE: 1/4" = 1'-0"

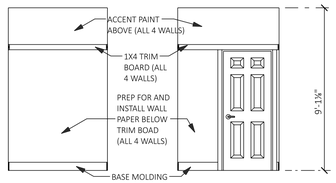

POWDER ROOM DETAIL
SCALE: 1/4" = 1'-0"

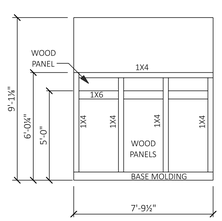

LAUNDRY DECORATIVE WALL
SCALE: 1/4" = 1'-0"

CONTRACT PLANS ONLY VALID IF SIGNED OR NOTED!

SIGNED: ON FILE DATED: 2-3-26

PRODUCTION PLANS ONLY VALID IF SIGNED OR NOTED!

SIGNED: ON FILE DATED: 3-12-26

FINAL PLANS ONLY FINAL IF SIGNED OR NOTED!

SIGNED:_____ DATED:_____

COPYRIGHT 2025 ESPIRE HOMES INC.
IT IS UNLAWFUL TO USE OR REPRODUCE BY ANY MEANS ALL OR ANY PORTION OF THESE CONSTRUCTION DOCUMENTS WITHOUT THE EXPRESSED WRITTEN PERMISSION OF ESPIRE HOMES INC. ESPIRE HOMES INC. RESERVES THE RIGHT TO USE ALL OR PARTS OF THESE PLANS IN THE FUTURE

ESPIRE. BUILD. LIVE
NUPATH HOMES
262-746-2000
530 HARTBROOK DRIVE, HARTLAND, WI 53029

Revision
Date
Revision
Date 09/29/26 CITY PLANS

Kamil & Sabina Matejewski

SCALE: 1/4" = 1'-0"
DRAWN BY: K.L.B.
DATE: 02-02-26

5
7

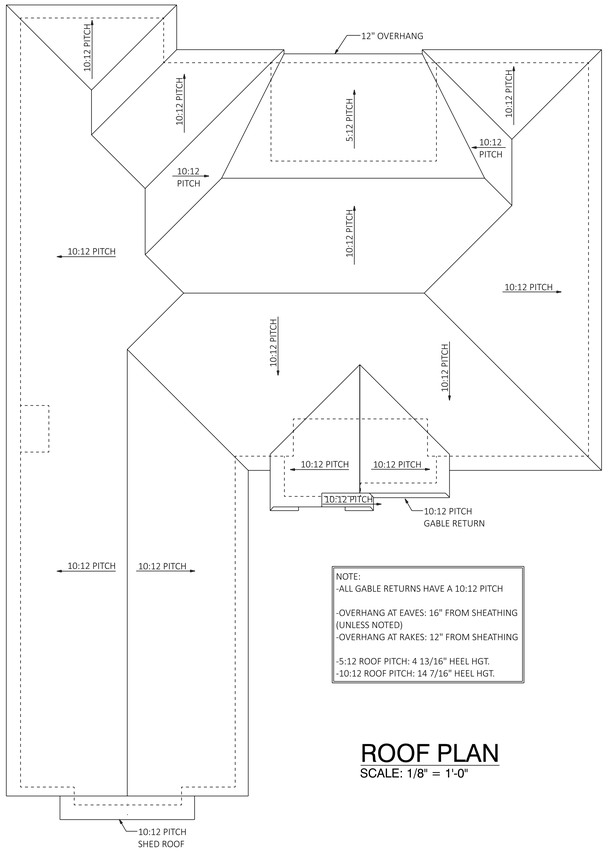

NOTE:
-ALL GABLE RETURNS HAVE A 10:12 PITCH

-OVERHANG AT EAVES: 16" FROM SHEATHING (UNLESS NOTED)
-OVERHANG AT RAKES: 12" FROM SHEATHING

-5:12 ROOF PITCH: 4 13/16" HEEL HGT.
-10:12 ROOF PITCH: 14 7/16" HEEL HGT.

ROOF PLAN
SCALE: 1/8" = 1'-0"

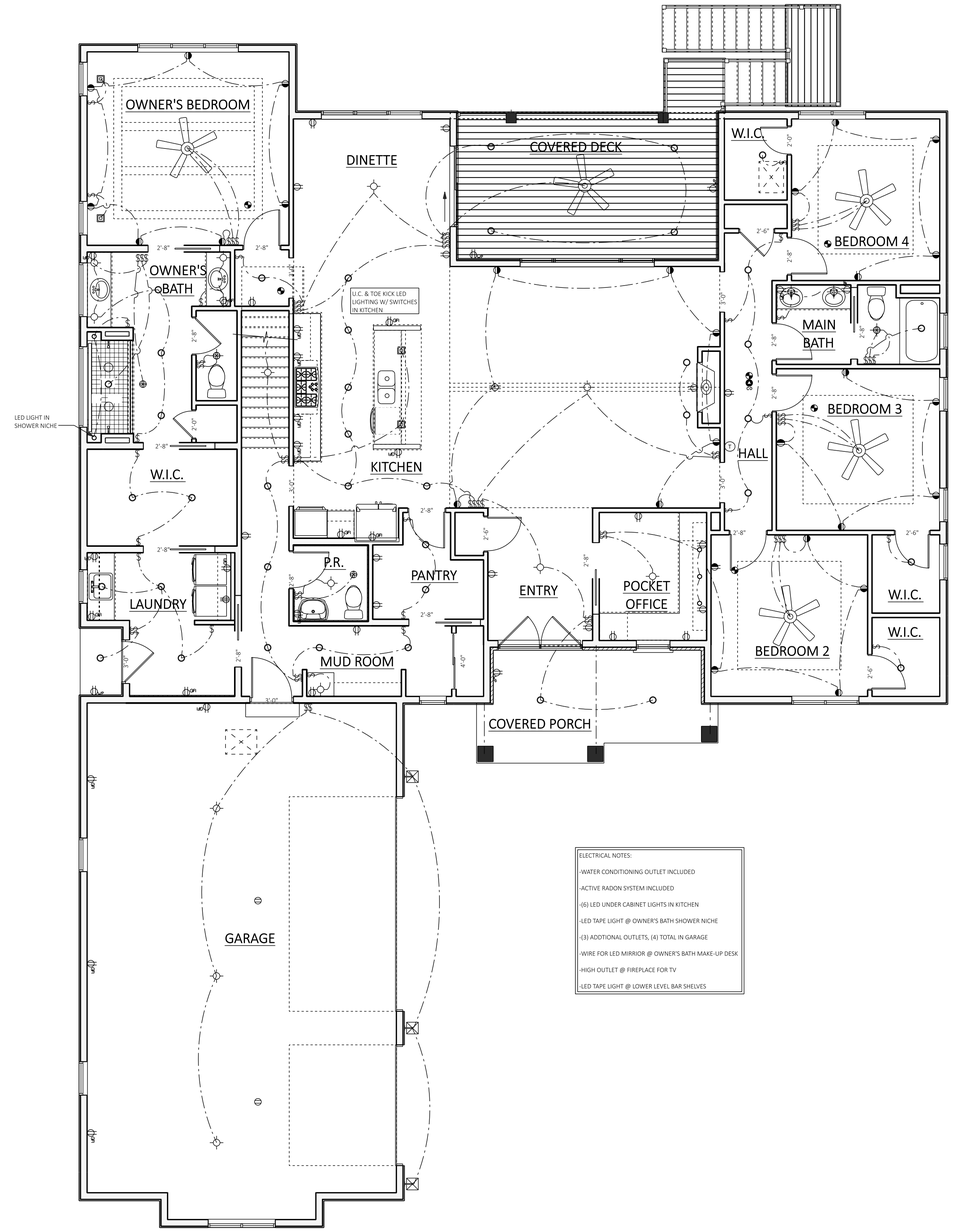

ELECTRICAL NOTES:
-WATER CONDITIONING OUTLET INCLUDED
-ACTIVE RADON SYSTEM INCLUDED
-(6) LED UNDER CABINET LIGHTS IN KITCHEN
-LED TAPE LIGHT @ OWNER'S BATH SHOWER NICHE
-(3) ADDTIONAL OUTLETS, (4) TOTAL IN GARAGE
-WIRE FOR LED MIRRIOR @ OWNER'S BATH MAKE-UP DESK
-HIGH OUTLET @ FIREPLACE FOR TV
-LED TAPE LIGHT @ LOWER LEVEL BAR SHELVES

FIRST FLOOR ELECTRICAL PLAN
SCALE: 3/16" = 1'-0"

CONTRACT PLANS ONLY VALID IF SIGNED OR NOTED!

SIGNED: ON FILE DATED: 2-3-26

PRODUCTION PLANS ONLY VALID IF SIGNED OR NOTED!

SIGNED: ON FILE DATED: 3-12-26

FINAL PLANS ONLY FINAL IF SIGNED OR NOTED!

SIGNED:_____ DATED:_____

COPYRIGHT 2025 ESPIRE HOMES INC.
IT IS UNLAWFUL TO USE OR REPRODUCE BY ANY MEANS
ALL OR ANY PORTION OF THESE CONSTRUCTION DOCUMENTS
WITHOUT THE EXPRESSED WRITTEN PERMISSION OF ESPIRE HOMES INC.
ESPIRE HOMES INC. RESERVES THE RIGHT TO USE ALL OR PARTS
OF THESE PLANS IN THE FUTURE

ESPIRE. BUILD. LIVE
NUPATH HOMES
262-746-2000
530 HARTBROOK DRIVE, HARTLAND, WI 53029

Date	Revision

Date	Revision
03/19/26	CITY PLANS

Kamil & Sabina Matejewski

SCALE: As Noted
DRAWN BY: K.L.B.
DATE: 02-02-26

6/7

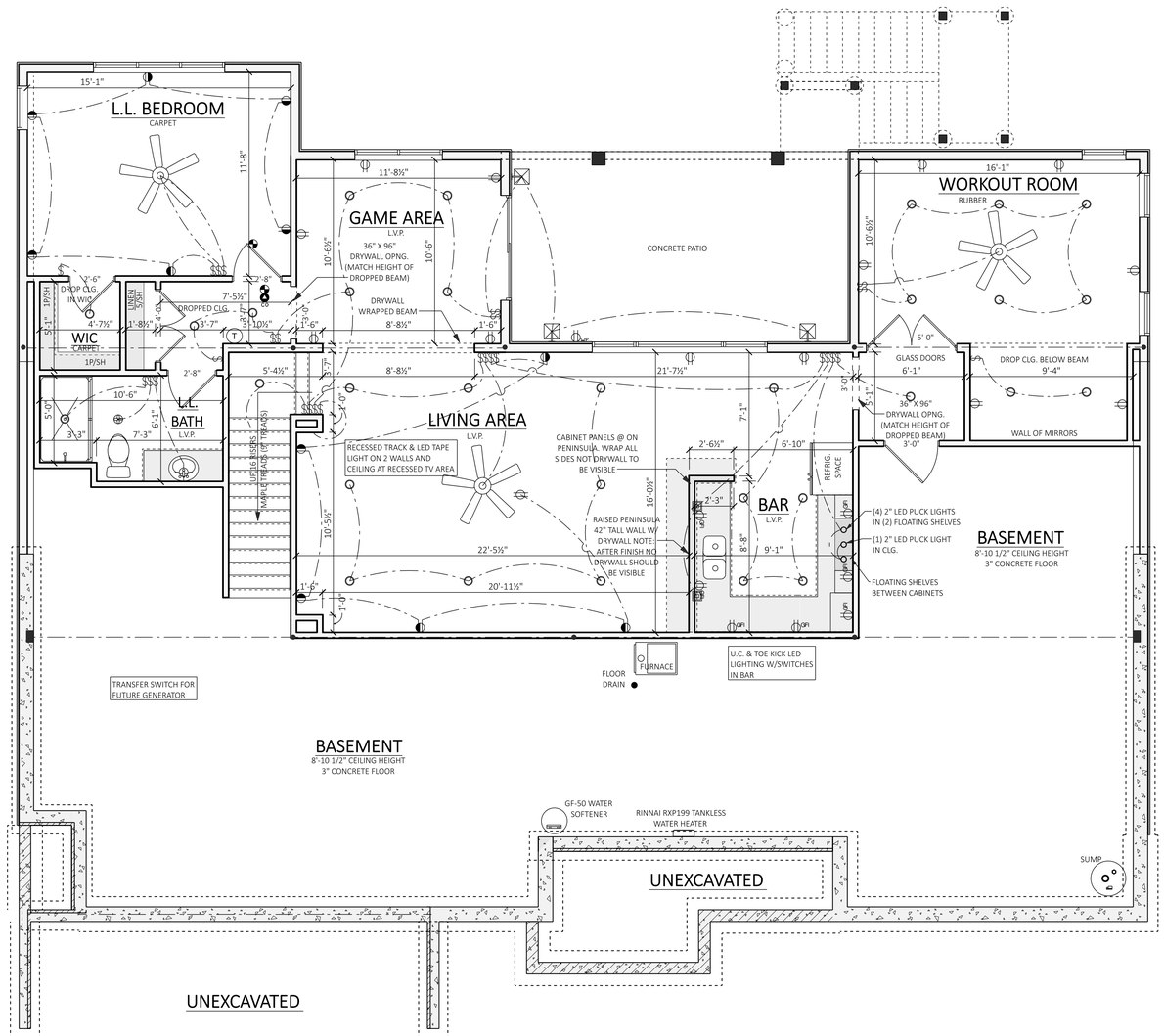

FINISHED FOUNDATION PLAN

SCALE: 1/4" = 1'-0"

CONTRACT PLANS ONLY VALID IF SIGNED OR NOTED!

SIGNED: ON FILE DATED: 2-3-26

PRODUCTION PLANS ONLY VALID IF SIGNED OR NOTED!

SIGNED: ON FILE DATED: 3-12-26

FINAL PLANS ONLY FINAL IF SIGNED OR NOTED!

SIGNED:_____ DATED:_____

COPYRIGHT 2025 ESPIRE HOMES INC.
IT IS UNLAWFUL TO USE OR REPRODUCE BY ANY MEANS ALL OR ANY PORTION OF THESE CONSTRUCTION DOCUMENTS WITHOUT THE EXPRESSED WRITTEN PERMISSION OF ESPIRE HOMES INC. ESPIRE HOMES INC. RESERVES THE RIGHT TO USE ALL OR PARTS OF THESE PLANS IN THE FUTURE

ESPIRE. BUILD. LIVE
NUPATH HOMES
262-746-2000
530 HARTBROOK DRIVE, HARTLAND, WI 53029

Date	Revision
03/19/26	CITY PLANS

Kamil & Sabina Matejewski

SCALE: 1/4" = 1'-0"
DRAWN BY: K.L.B.
DATE: 02-02-26

7/7

11333 N. Cedarburg Road
Mequon, WI 53092-1930
Phone: 262/236-2914
Fax: 262/242-9655

www.cityofmequonwi.gov **Inspections**

TO: **Architectural Board**
FROM: **Karen Heil, Administrative Assistant**
DATE: **April 13, 2026**
SUBJECT: **Jonathan & Cami Luljak**
New Single-Family Residence at 9943 N. Cygnet Court
Subdivision: Swan Ridge Farms
Contractor: Espire Homes, Inc. / Architect: Espire Homes, Inc.
District 4 - 7:40 pm

Attachments:
Statement of Intent, Survey, Plans

Luljak Home

Swan Ridge Lot 23

The proposed project is a new single-family home construction on a currently vacant residential lot. The site features a partial exposure, which has been carefully considered in the design to minimize disruption to the natural landscape. The home has been thoughtfully sited to optimize views and sunlight exposure, while adhering to all applicable zoning, environmental, and setback requirements. The architectural design blends traditional and contemporary elements to complement the character of the surrounding neighborhood. No unique site limitations are anticipated beyond standard grading and utility coordination.

PLAT OF SURVEY

LOT 23 OF SWAN RIDGE FARMS AND BEING A PART OF THE NORTHEAST 1/4 OF THE SOUTHEAST 1/4 OF SECTION 32, TOWNSHIP 9 NORTH, RANGE 21 EAST, CITY OF MEQUON, OZAUKEE COUNTY WISCONSIN.

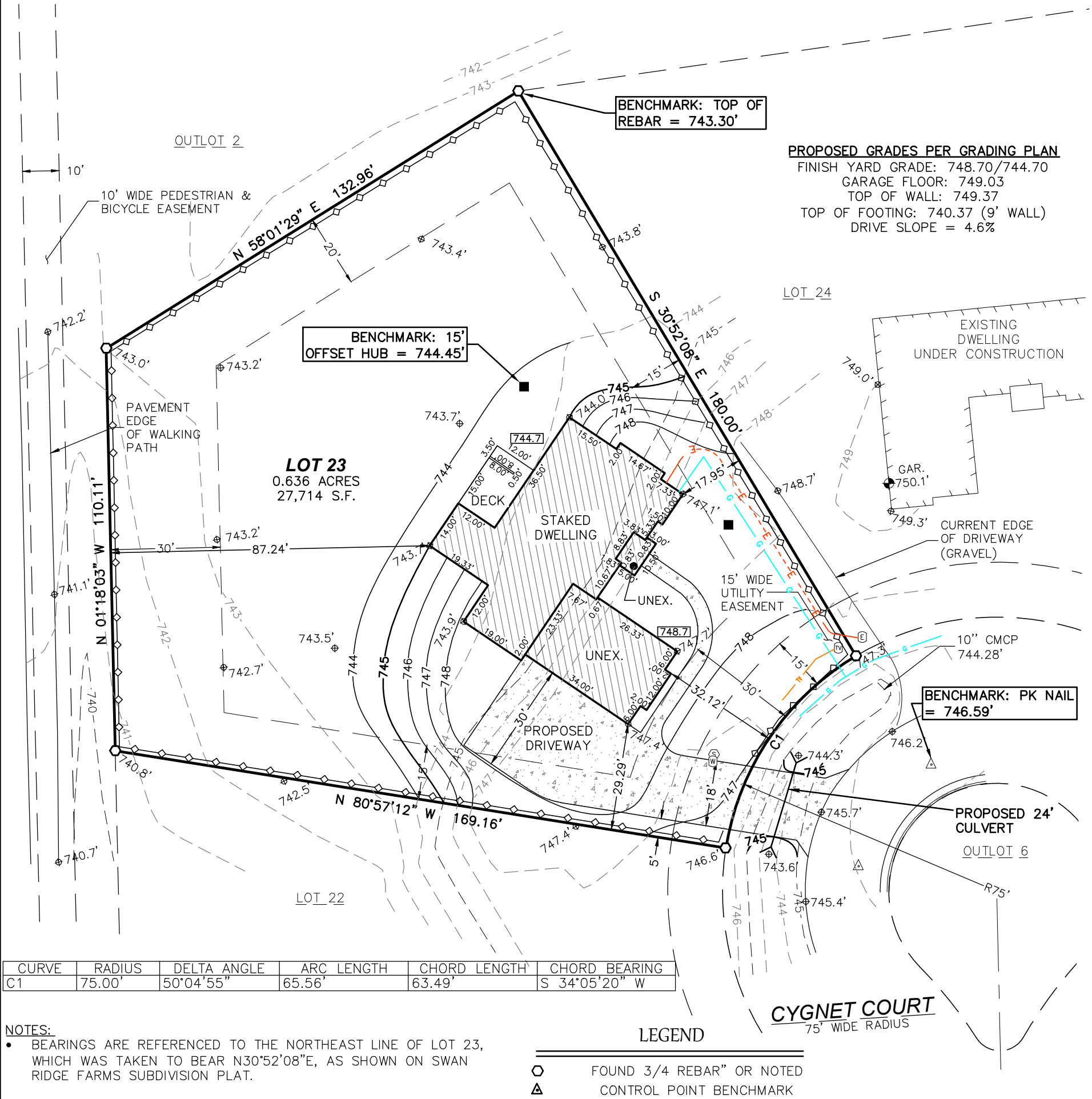

PROPOSED GRADES PER GRADING PLAN
FINISH YARD GRADE: 748.70/744.70
GARAGE FLOOR: 749.03
TOP OF WALL: 749.37
TOP OF FOOTING: 740.37 (9' WALL)
DRIVE SLOPE = 4.6%

CURVE	RADIUS	DELTA ANGLE	ARC LENGTH	CHORD LENGTH	CHORD BEARING
C1	75.00'	50°04'55"	65.56'	63.49'	S 34°05'20" W

NOTES:

- BEARINGS ARE REFERENCED TO THE NORTHEAST LINE OF LOT 23, WHICH WAS TAKEN TO BEAR N30°52'08"E, AS SHOWN ON SWAN RIDGE FARMS SUBDIVISION PLAT.
- THE EXCAVATOR AND MASON MUST VERIFY AT LEAST 2 BENCHMARKS SHOWN ABOVE.
- PROPOSED ELEVATIONS AS SHOWN ON THIS DRAWING IS A SUGGESTED GRADE AND SHOULD BE VERIFIED BY THE OWNER AND/OR THE BUILDER AND APPROVED BY THE BUILDING INSPECTOR.
- EROSION CONTROL MEASURES SHALL BE PROVIDED BY THE BUILDER AND APPROVED BY THE BUILDING INSPECTOR BASED ON SITE CONDITIONS.
- A TITLE COMMITMENT HAS NOT BEEN PROVIDED. AN ADDITIONAL SEARCH FOR EASEMENTS OF RECORD HAS NOT BEEN COMPLETED.
- EASEMENTS AND BUILDING SETBACKS PER SUBDIVISION PLAT.

LEGEND

⬡	FOUND 3/4 REBAR" OR NOTED
◬	CONTROL POINT BENCHMARK
TV	TV PEDESTAL
E	ELECTRIC TRANSF./PEDESTAL
W	WATER LATERAL
S	SANITARY LATERAL
TV	UNDERGROUND TV
G	UNDERGROUND GAS
800	EXISTING CONTOUR
⊕	FLOOR ELEVATION
800.0	EXISTING SPOT GRADE
■	10' OFFSET OR NOTED
	PROPOSED SILT FENCE
800	PROPOSED CONTOUR
800.0	PROPOSED ELEVATION
E	PROPOSED ELEC.

SETBACK REQUIREMENTS
FRONT YARD = 30'
SIDE YARD = 15'
REAR YARD = 20'/30'

BUILDING DIMENSIONS SHOWN PER PLANSET DATED 01/16/2026.

SURVEYOR'S CERTIFICATION:

I HEREBY CERTIFY THAT I HAVE SURVEYED THE ABOVE DESCRIBED PROPERTY AND THE ABOVE MAP IS A TRUE REPRESENTATION THEREOF AND SHOWS THE SIZE AND LOCATION OF THE PROPERTY, ITS EXTERIOR BOUNDARIES, THE LOCATION OF ALL VISIBLE STRUCTURES AND DIMENSIONS OF ALL PRINCIPAL BUILDINGS THEREON, BOUNDARY FENCES, APPARENT EASEMENTS, ROADWAY AND VISIBLE ENCROACHMENTS, IF ANY. THIS SURVEY IS MADE FOR THE EXCLUSIVE USE OF THE PRESENT OWNERS OF THE PROPERTY, AND ALSO THOSE WHO PURCHASE, MORTGAGE, OR GUARANTEE, THE TITLE THERETO WITHIN ONE (1) YEAR FROM DATE HEREOF.

SIGNED: MATTHEW T. O'ROURKE, PROFESSIONAL LAND SURVEYOR S-2771

WISCONSIN MATTHEW T. O'ROURKE S-2771 NEOSHO, WI LAND SURVEYOR

30' 60'
1 INCH = 30 FEET

SHEET 1 OF 1 | JOB NO. 26020 | DATE 02/23/2026

CLIENT: ESPIRE HOMES
PROJECT: LULJAK RESIDENCE
LAYOUT: STAKED SURVEY
DRAWING: 26020_SURVEY_PR.DWG

LOCATION: 9943N CYGNET CT MEQUON, OZAUKEE COUNTY, WISCONSIN, 53097
TAX KEY: 14-219-0023.000

DRAWN BY: JMS | CHECKED BY: MTO

REV. (02/24/26) ADD UTILITIES TO THE SURVEY-JMS
REV.
REV.
REV.

LandTech SURVEYING
LAND SURVEYING • LAND PLANNING
955 LEXINGTON DRIVE
OCONOMOWOC, WI 53066
WWW.LANDTECHWI.COM
(262) 367-7599

THE REDWOOD

EXTERIOR MATERIALS:

*CONTINUOUS RIDGE VENT
*LIMITED LIFETIME HIGH DEFINITION ASPHALT SHINGLES
*1X8 MIRATEC FASCIA BOARD
*LP SOFFIT WITH VENTS
*JAMES HARDIE PLANK LAP SIDING PRIMED(PER PLAN)
*JAMES HARDIE SHAKE SIDING PRIMED (PER PLAN)
*5/4X6 MIRATEC FRIEZE BOARDS AT GABLES (PER PLAN)
*5/4X8 MIRATEC HEAD TRIM W/ 1" OVERHANG (WINDOWS & EXTERIOR DOORS)
*5/4X6 MIRATEC TRIM AT SIDES OF WINDOWS & EXTERIOR DOORS
*5/4X6 MIRATEC SILL TRIM AT WINDOWS
*5/4X6 MIRATEC CORNER BOARDS AT OUTSIDE CORNERS
*MIRATEC COLUMNS W/ 5/4X6 BASE CAP & 5/4X6 TOP CAP (REAR DECK)
*STONE VENEER AT ENTRY (PER PLAN)
*ALLIANCE/WAUDENA WINDGATE SINGLE HUNG VINYL WINDOWS (UNLESS NOTED ON PLAN) (DRYWALL RETURNS & WOOD SILLS)

INDEX OF SHEETS:

PAGE 1: FRONT & REAR ELEVATIONS
PAGE 2: LEFT & RIGHT ELEVATIONS
PAGE 3: FOUNDATION PLAN
PAGE 4: FIRST FLOOR PLAN
PAGE 5: SECOND FLOOR PLAN
PAGE 6: ELECTRICAL PLANS

SQUARE FOOTAGE:

FIRST FLOOR: 2,069 SQ. FT.
SECOND FLOOR: 986 SQ. FT.

TOTAL: 3,055 SQ. FT.

GARAGE: 835 SQ. FT.

FRONT PORCH: 69 SQ. FT.

DECK: 191 SQ. FT.

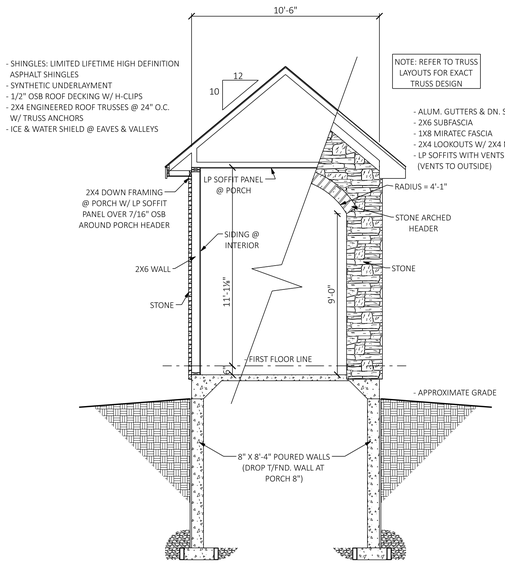

FRONT PORCH SECTION

SCALE: 1/4" = 1'-0"

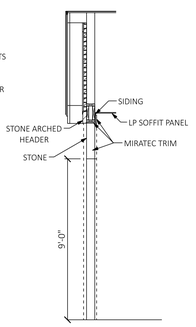

REAR ELEVATION

SCALE: 1/4" = 1'-0"

FRONT ELEVATION

SCALE: 1/4" = 1'-0"

CONTRACT PLANS ONLY VALID IF SIGNED OR NOTED!

SIGNED: ON FILE DATED: 1/20/26

PRODUCTION PLANS ONLY VALID IF SIGNED OR NOTED!

SIGNED: ON FILE DATED: 2/16/26

FINAL PLANS ONLY FINAL IF SIGNED OR NOTED!

SIGNED:_____ DATED:_____

COPYRIGHT 2025 ESPIRE HOMES INC.
IT IS UNLAWFUL TO USE OR REPRODUCE BY ANY MEANS ALL OR ANY PORTION OF THESE CONSTRUCTION DOCUMENTS WITHOUT THE EXPRESSED WRITTEN PERMISSION OF ESPIRE HOMES INC. ESPIRE HOMES INC. RESERVES THE RIGHT TO USE ALL OR PARTS OF THESE PLANS IN THE FUTURE

ESPIRE BUILD. LIVE
NUPATH HOMES
530 HARTBROOK DRIVE, HARTLAND, WI 53029
262-746-2000

Revision	Date
	3-18-26 CITY SET

LULJAK REVOCABLE LIVING TRUST

SWAN RIDGE LOT 23

SCALE: 1/4" = 1'-0"
DRAWN BY: M.G.S.
DATE: 1/5/26

1/6

EXTERIOR MATERIALS:

*CONTINUOUS RIDGE VENT
*LIMITED LIFETIME HIGH DEFINITION ASPHALT SHINGLES
*1X8 MIRATEC FASCIA BOARD
*LP SOFFIT WITH VENTS
*JAMES HARDIE PLANK LAP SIDING PRIMED(PER PLAN)
*JAMES HARDIE SHAKE SIDING PRIMED (PER PLAN)
*5/4X6 MIRATEC FRIEZE BOARDS AT GABLES (PER PLAN)
*5/4X8 MIRATEC HEAD TRIM W/ 1" OVERHANG
(WINDOWS & EXTERIOR DOORS)
*5/4X6 MIRATEC TRIM AT SIDES OF WINDOWS
& EXTERIOR DOORS
*5/4X6 MIRATEC SILL TRIM AT WINDOWS
*5/4X6 MIRATEC CORNER BOARDS AT OUTSIDE CORNERS
*MIRATEC COLUMNS W/ 5/4X6 BASE CAP &
5/4X6 TOP CAP (REAR DECK)
*STONE VENEER AT ENTRY (PER PLAN)
*ALLIANCE/WAUDENA WINDGATE SINGLE HUNG VINYL WINDOWS
(UNLESS NOTED ON PLAN) (DRYWALL RETURNS & WOOD SILLS)

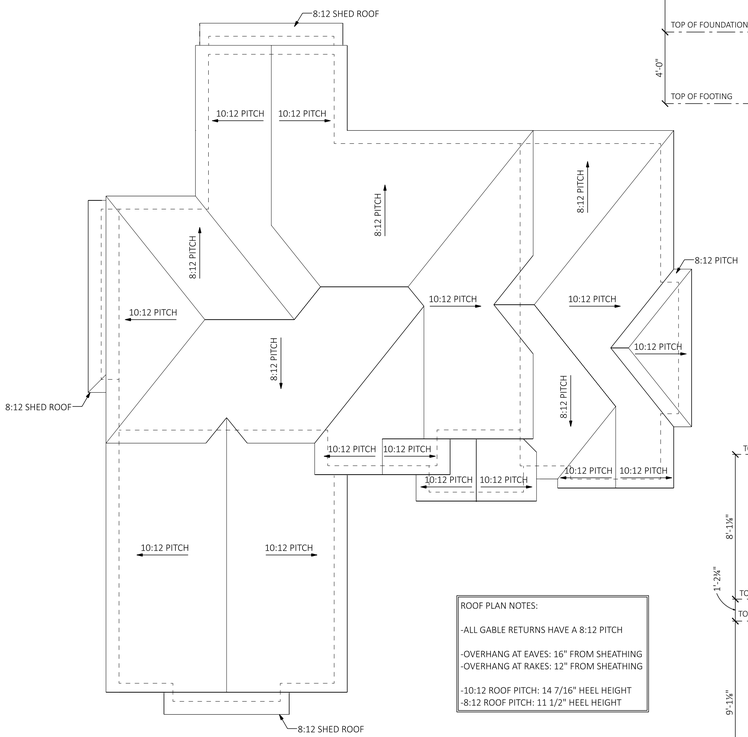

ROOF PLAN NOTES:

-ALL GABLE RETURNS HAVE A 8:12 PITCH

-OVERHANG AT EAVES: 16" FROM SHEATHING
-OVERHANG AT RAKES: 12" FROM SHEATHING

-10:12 ROOF PITCH: 14 7/16" HEEL HEIGHT
-8:12 ROOF PITCH: 11 1/2" HEEL HEIGHT

ROOF PLAN
SCALE: 1/8" = 1'-0"

RIGHT ELEVATION
SCALE: 1/4" = 1'-0"

LEFT ELEVATION
SCALE: 1/4" = 1'-0"

CONTRACT PLANS ONLY VALID IF SIGNED OR NOTED!

SIGNED: ON FILE DATED: 1/20/26

PRODUCTION PLANS ONLY VALID IF SIGNED OR NOTED!

SIGNED: ON FILE DATED: 2/16/26

FINAL PLANS ONLY FINAL IF SIGNED OR NOTED!

SIGNED:_____ DATED:_____

COPYRIGHT 2025 ESPIRE HOMES INC.
IT IS UNLAWFUL TO USE OR REPRODUCE BY ANY MEANS
ALL OR ANY PORTION OF THESE CONSTRUCTION DOCUMENTS
WITHOUT THE EXPRESSED WRITTEN PERMISSION OF ESPIRE HOMES INC.
ESPIRE HOMES INC. RESERVES THE RIGHT TO USE ALL OR PARTS
OF THESE PLANS IN THE FUTURE

ESPIRE BUILD. LIVE
NUPATH HOMES
262-746-2000
530 HARTBROOK DRIVE, HARTLAND, WI 53029

Revision
Date
Revision

Date 3-18-26 CITY SET

LULJAK REVOCABLE LIVING TRUST
SWAN RIDGE LOT 23

SCALE: As Noted
DRAWN BY: M.G.S.
DATE: 1/5/26

2
6

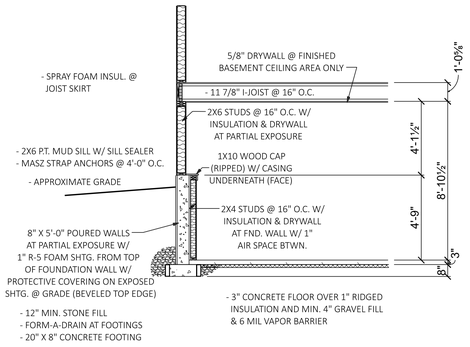

PARTIAL EXPOSURE WALL DETAIL

SCALE: 1/4" = 1'-0"

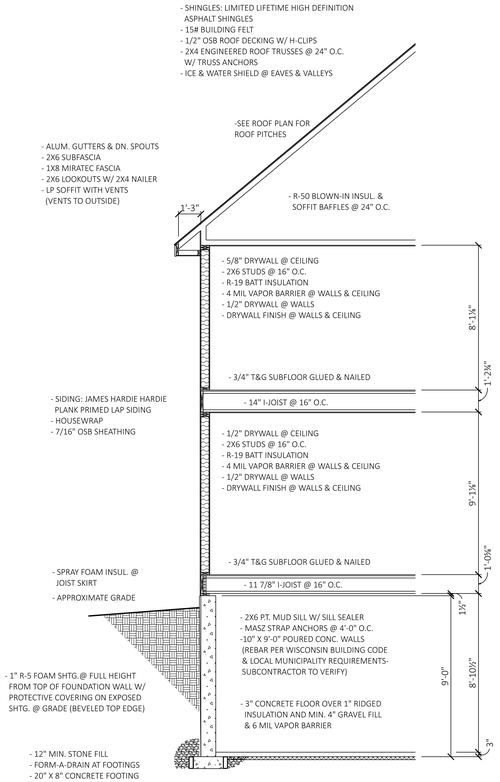

TYPICAL WALL SECTION

SCALE: 1/4" = 1'-0"

CONTRACT PLANS ONLY VALID IF SIGNED OR NOTED!

SIGNED: ON FILE DATED: 1/20/26

PRODUCTION PLANS ONLY VALID IF SIGNED OR NOTED!

SIGNED: ON FILE DATED: 2/16/26

FINAL PLANS ONLY FINAL IF SIGNED OR NOTED!

SIGNED: _____ DATED: _____

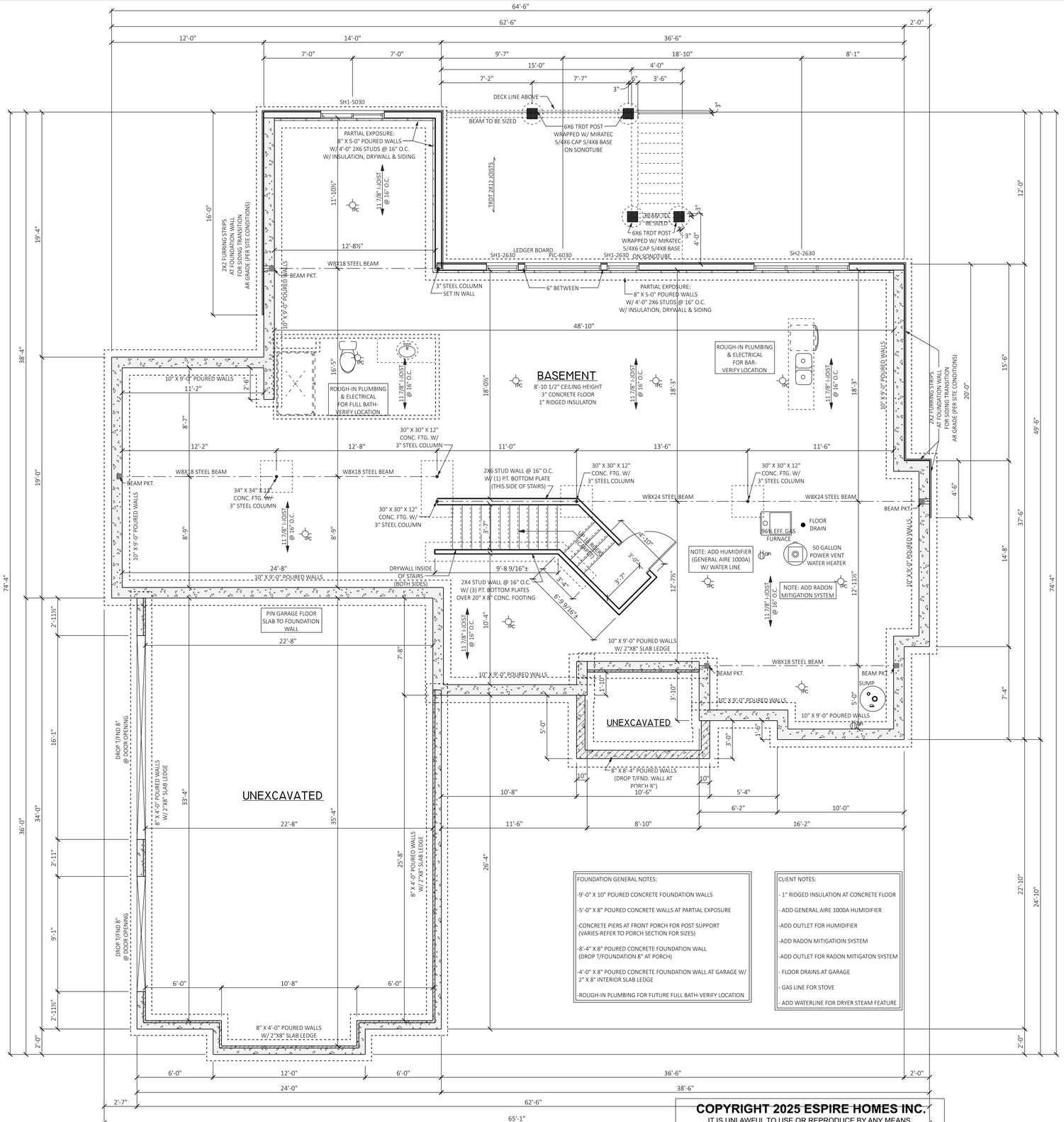

FOUNDATION PLAN

SCALE: 1/4" = 1'-0"

FOUNDATION GENERAL NOTES:

- -9'-0" X 10" POURED CONCRETE FOUNDATION WALLS
- -5'-0" X 8" POURED CONCRETE WALLS AT PARTIAL EXPOSURE
- -CONCRETE PIERS AT FRONT PORCH FOR POST SUPPORT (VARIES-REFER TO PORCH SECTION FOR SIZES)
- -8'-4" X 8" POURED CONCRETE FOUNDATION WALL (DROP T/FOUNDATION 8" AT PORCH)
- -4'-0" X 8" POURED CONCRETE FOUNDATION WALL AT GARAGE W/ 2" X 8" INTERIOR SLAB LEDGE
- -ROUGH-IN PLUMBING FOR FUTURE FULL BATH-VERIFY LOCATION

CLIENT NOTES:

- - 1" RIDGED INSULATION AT CONCRETE FLOOR
- - ADD GENERAL AIRE 1000A HUMIDIFIER
- -ADD OUTLET FOR HUMIDIFIER
- -ADD RADON MITIGATOION SYSTEM
- -ADD OUTLET FOR RADON MITIGATON SYSTEM
- - FLOOR DRAINS AT GARAGE
- - GAS LINE FOR STOVE
- - ADD WATERLINE FOR DRYER STEAM FEATURE

COPYRIGHT 2025 ESPIRE HOMES INC.
IT IS UNLAWFUL TO USE OR REPRODUCE BY ANY MEANS ALL OR ANY PORTION OF THESE CONSTRUCTION DOCUMENTS WITHOUT THE EXPRESSED WRITTEN PERMISSION OF ESPIRE HOMES INC. ESPIRE HOMES INC. RESERVES THE RIGHT TO USE ALL OR PARTS OF THESE PLANS IN THE FUTURE

ESPIRE BUILD. LIVE
NUPATH HOMES
262-746-2000
530 HARTBROOK DRIVE, HARTLAND, WI 53029

Date	Revision

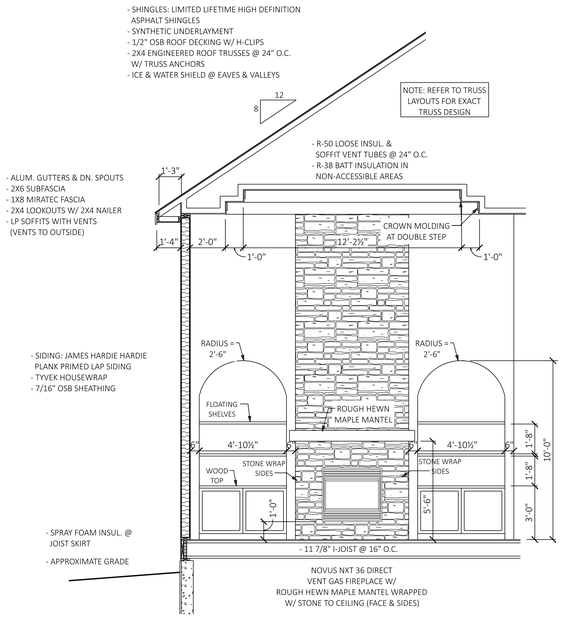

FIREPLACE ELEVATION
SCALE: 1/4" = 1'-0"

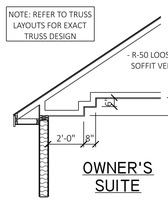

OWNER'S CEILING DETAIL
SCALE: 1/4" = 1'-0"

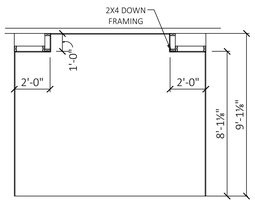

OFFICE DEILING DETAIL
SCALE: 1/4" = 1'-0"

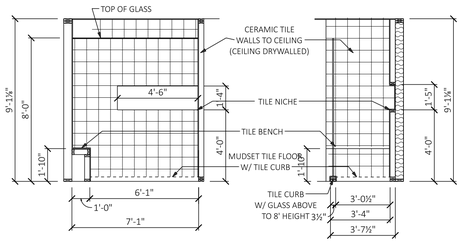

OWNER'S BATH SHOWER DETAIL
SCALE: 1/4" = 1'-0"

CONTRACT PLANS ONLY VALID IF SIGNED OR NOTED!

SIGNED: ON FILE DATED: 1/20/26

PRODUCTION PLANS ONLY VALID IF SIGNED OR NOTED!

SIGNED: ON FILE DATED: 2/16/26

FINAL PLANS ONLY FINAL IF SIGNED OR NOTED!

SIGNED:_____ DATED:_____

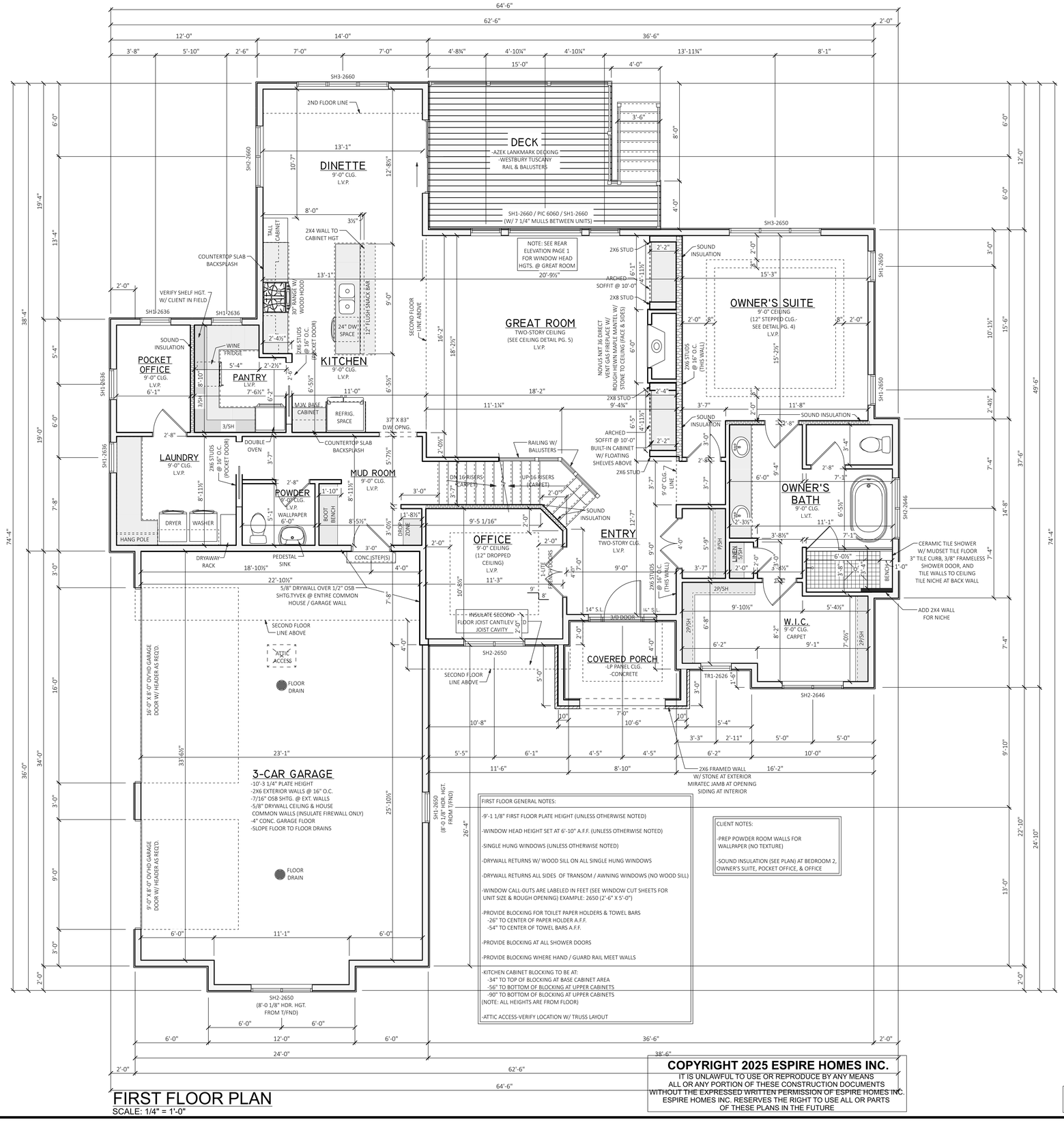

FIRST FLOOR PLAN
SCALE: 1/4" = 1'-0"

COPYRIGHT 2025 ESPIRE HOMES INC.
IT IS UNLAWFUL TO USE OR REPRODUCE BY ANY MEANS ALL OR ANY PORTION OF THESE CONSTRUCTION DOCUMENTS WITHOUT THE EXPRESSED WRITTEN PERMISSION OF ESPIRE HOMES INC. ESPIRE HOMES INC. RESERVES THE RIGHT TO USE ALL OR PARTS OF THESE PLANS IN THE FUTURE

ESPIRE BUILD. LIVE
NUPATH HOMES
262-746-2000
530 HARTBROOK DRIVE, HARTLAND, WI 53029

Date	Revision

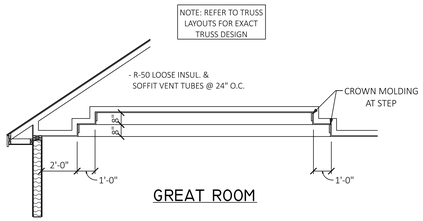

GREAT ROOM CEILING DETAIL
SCALE: 1/4" = 1'-0"

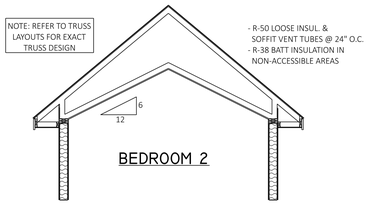

BEDROOM 2 CEILING DETAIL
SCALE: 1/4" = 1'-0"

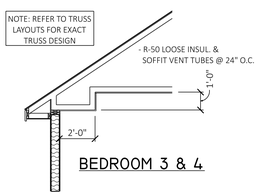

BEDROOM STEPPED CEILING DETAIL
SCALE: 1/4" = 1'-0"

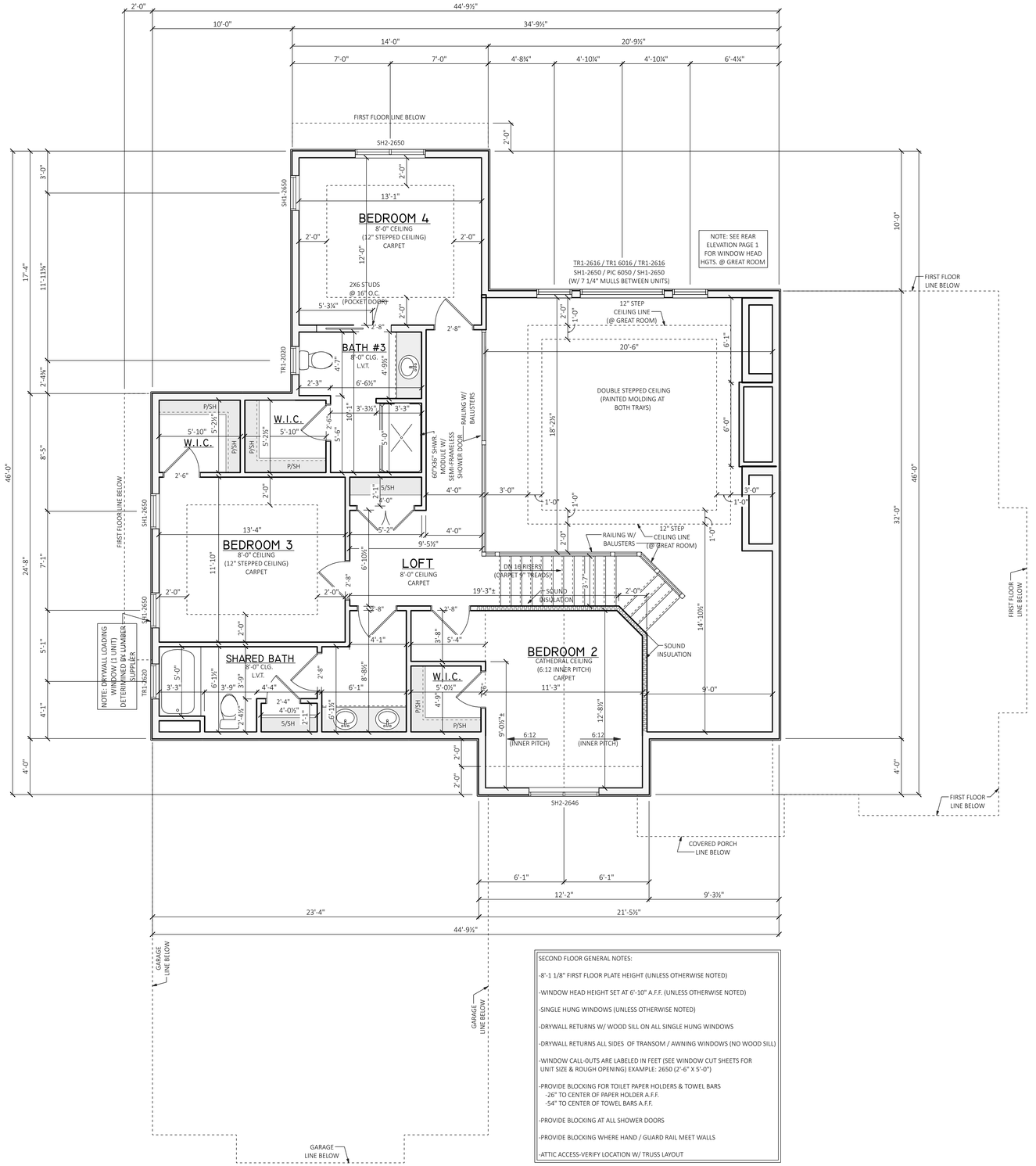

SECOND FLOOR PLAN
SCALE: 1/4" = 1'-0"

SECOND FLOOR GENERAL NOTES:

-8'-1 1/8" FIRST FLOOR PLATE HEIGHT (UNLESS OTHERWISE NOTED)

-WINDOW HEAD HEIGHT SET AT 6'-10" A.F.F. (UNLESS OTHERWISE NOTED)

-SINGLE HUNG WINDOWS (UNLESS OTHERWISE NOTED)

-DRYWALL RETURNS W/ WOOD SILL ON ALL SINGLE HUNG WINDOWS

-DRYWALL RETURNS ALL SIDES OF TRANSOM / AWNING WINDOWS (NO WOOD SILL)

-WINDOW CALL-OUTS ARE LABELED IN FEET (SEE WINDOW CUT SHEETS FOR UNIT SIZE & ROUGH OPENING) EXAMPLE: 2650 (2'-6" X 5'-0")

-PROVIDE BLOCKING FOR TOILET PAPER HOLDERS & TOWEL BARS
-26" TO CENTER OF PAPER HOLDER A.F.F.
-54" TO CENTER OF TOWEL BARS A.F.F.

-PROVIDE BLOCKING AT ALL SHOWER DOORS

-PROVIDE BLOCKING WHERE HAND / GUARD RAIL MEET WALLS

-ATTIC ACCESS-VERIFY LOCATION W/ TRUSS LAYOUT

CONTRACT PLANS ONLY VALID IF SIGNED OR NOTED!

SIGNED: ON FILE DATED: 1/20/26

PRODUCTION PLANS ONLY VALID IF SIGNED OR NOTED!

SIGNED: ON FILE DATED: 2/16/26

FINAL PLANS ONLY FINAL IF SIGNED OR NOTED!

SIGNED:_____ DATED:_____

COPYRIGHT 2025 ESPIRE HOMES INC.
IT IS UNLAWFUL TO USE OR REPRODUCE BY ANY MEANS
ALL OR ANY PORTION OF THESE CONSTRUCTION DOCUMENTS
WITHOUT THE EXPRESSED WRITTEN PERMISSION OF ESPIRE HOMES INC.
ESPIRE HOMES INC. RESERVES THE RIGHT TO USE ALL OR PARTS
OF THESE PLANS IN THE FUTURE

ESPIRE. BUILD. LIVE
NUPATH HOMES
262-746-2000
530 HARTBROOK DRIVE, HARTLAND, WI 53029

Revision	Date
Revision	Date
	3.18.26 CITY SET

LULJAK REVOCABLE LIVING TRUST
SWAN RIDGE LOT 23

SCALE: 1/4" = 1'-0"
DRAWN BY: M.G.S.
DATE: 1/5/26

5
6

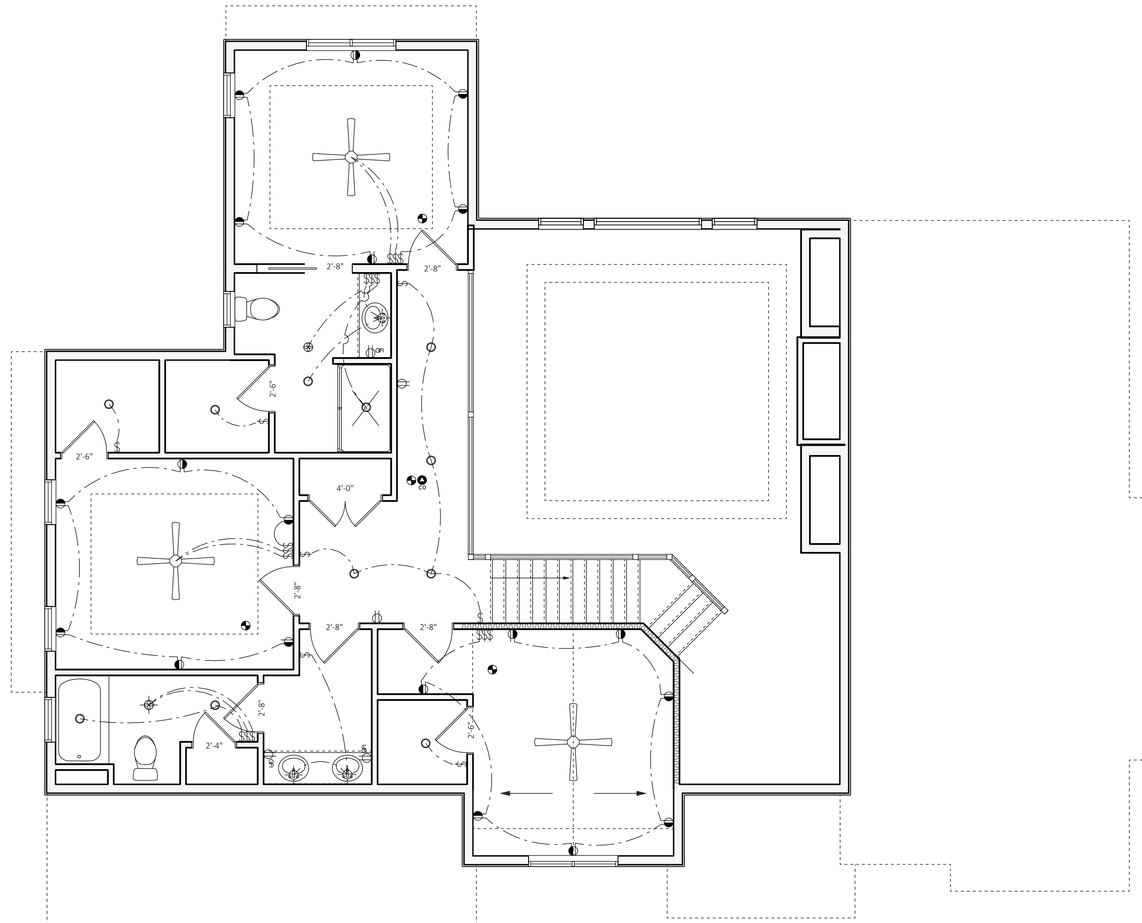

SECOND FLOOR PLAN- ELECTRICAL

SCALE: 1/4" = 1'-0"

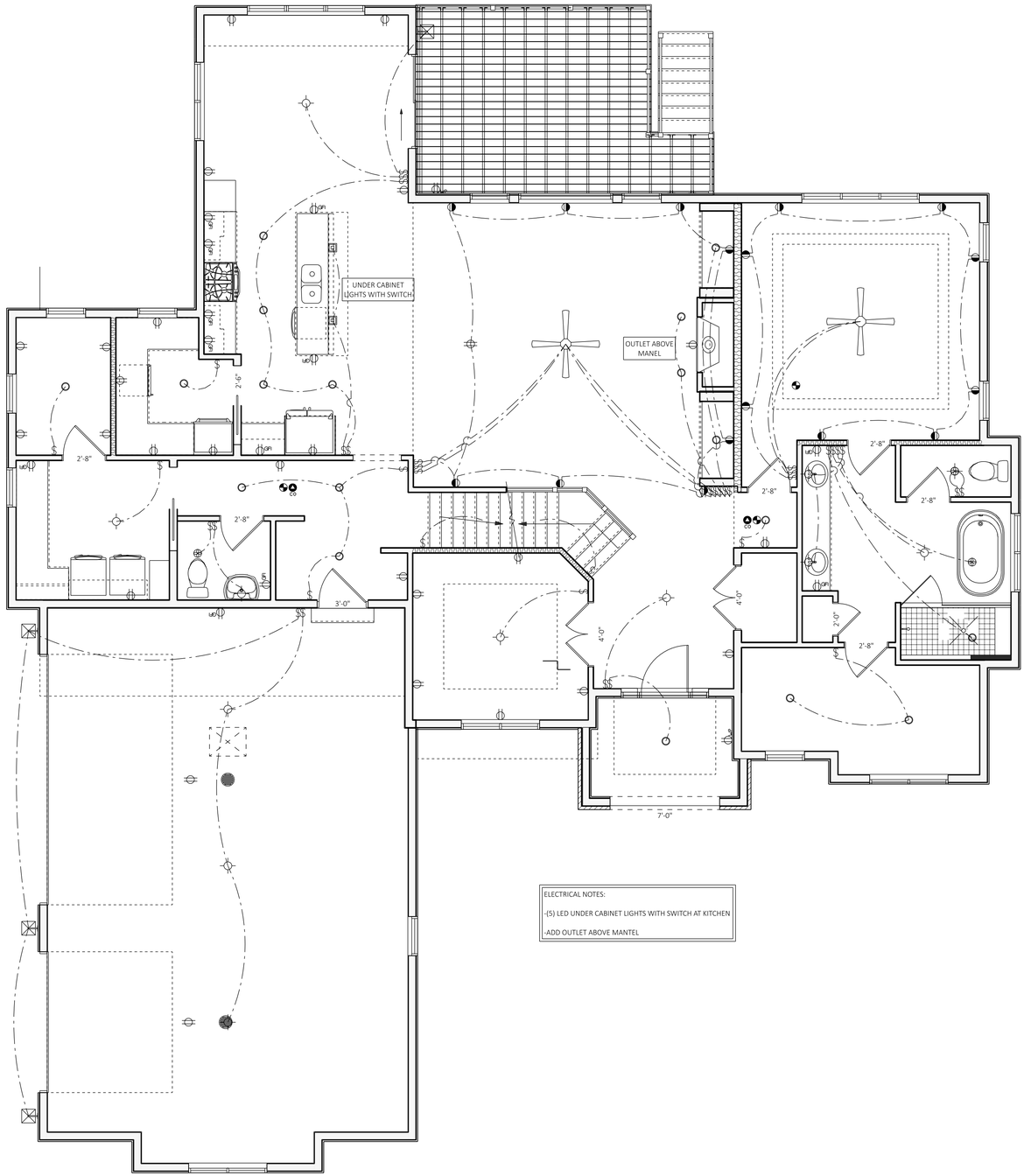

ELECTRICAL NOTES:

-(5) LED UNDER CABINET LIGHTS WITH SWITCH AT KITCHEN

- ADD OUTLET ABOVE MANTEL

FIRST FLOOR PLAN- ELECTRICAL

SCALE: 1/4" = 1'-0"

CONTRACT PLANS ONLY VALID IF SIGNED OR NOTED!

SIGNED: ON FILE DATED: 1/20/26

PRODUCTION PLANS ONLY VALID IF SIGNED OR NOTED!

SIGNED: ON FILE DATED: 2/16/26

FINAL PLANS ONLY FINAL IF SIGNED OR NOTED!

SIGNED:_____ DATED:_____

COPYRIGHT 2025 ESPIRE HOMES INC.
IT IS UNLAWFUL TO USE OR REPRODUCE BY ANY MEANS
ALL OR ANY PORTION OF THESE CONSTRUCTION DOCUMENTS
WITHOUT THE EXPRESSED WRITTEN PERMISSION OF ESPIRE HOMES INC.
ESPIRE HOMES INC. RESERVES THE RIGHT TO USE ALL OR PARTS
OF THESE PLANS IN THE FUTURE

ESPIRE. BUILD. LIVE
NUPATH HOMES
262-746-2000
530 HARTBROOK DRIVE, HARTLAND, WI 53029

Revision	Date

Revision	Date
CITY SET	3-18-26

LULJAK REVOCABLE LIVING TRUST

SWAN RIDGE LOT 23

SCALE: 1/4" = 1'-0"

DRAWN BY: M.G.S.

DATE: 1/5/26

6/6

11333 N. Cedarburg Road
Mequon, WI 53092-1930
Phone: 262/236-2914
Fax: 262/242-9655

www.cityofmequonwi.gov **Inspections**

TO: **Architectural Board**
FROM: **Karen Heil, Administrative Assistant**
DATE: **April 13, 2026**
SUBJECT: **Brian Haecker**
Attached Workshop Addition at 5402 W. Westfield Road
Subdivision: Assessor's Plat
Contractor: Owner / Architect: Owner
District 4 - 7:45 pm

Attachments:
Statement of Intent, Survey, Pictures, Plans

Statement of Intent

I am submitting this statement to outline my intent to construct a single-story addition to my residence at 5402 W. Westfield Rd., Mequon, WI 53092. The proposed addition will measure approximately 33' – 4" X 36' and will be used for the purposes of recreation / hobby shop / shed area for lawn equipment and related household items.

The design will comply with all applicable building codes, zoning regulations, and neighborhood guidelines. Construction will be carried out by licensed contractors, and all necessary permits will be obtained prior to commencement. My goal is to enhance the functionality and value of the home while maintaining its architectural harmony with the existing structure.

Legal description:

Lot 16 in Block 10 in "ASSESSOR'S PLAT in the North one-half of Section 35, Township 9 North, Range 21 East, City of Mequon, Ozaukee County, Wisconsin.

Said Parcel containing 57,321 square feet or 1.316 acres of land more or less.

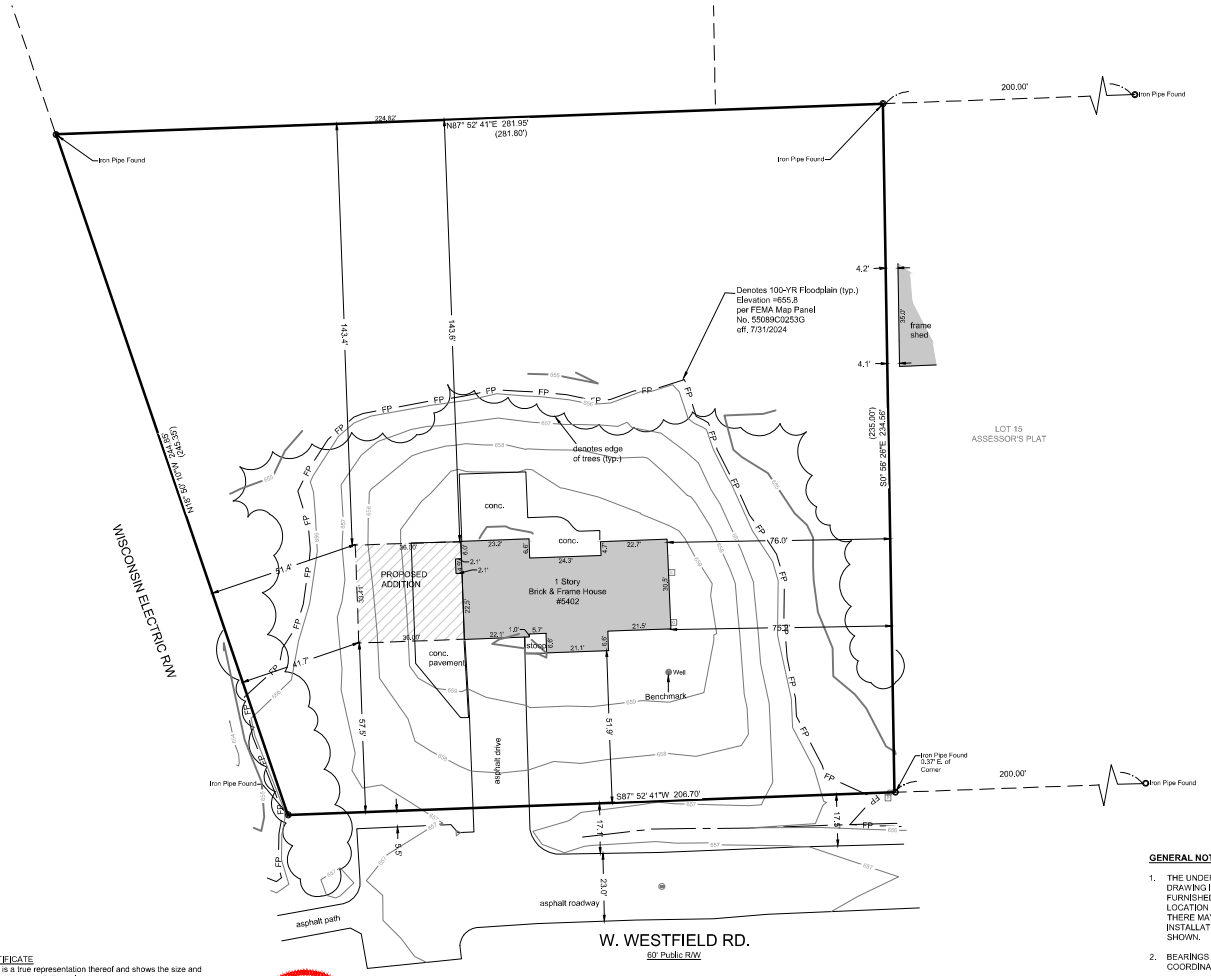

SURVEY CERTIFICATE

I have surveyed the above described property and the above map is a true representation thereof and shows the size and location of the property, its exterior boundaries, the location and dimensions of all visible structures thereon, Boundary fences, apparent easements, roadway, and visible encroachments, if any.

This survey is made for the exclusive use of the present owners of the property, and also those who purchase mortgage, or guarantee the title thereto within one (1) year from date hereof.

Dated at City of Milwaukee, State of Wisconsin this 10th day of November, 2025.

Recertified _____

_____
James Schneider
S - 2127

WISCONSIN JAMES G. SCHNEIDER S-2127 MEQUON, WI LAND SURVEYOR

GENERAL NOTES:

1. THE UNDERGROUND UTILITY INFORMATION SHOWN ON THIS DRAWING IS BASED ON FIELD LOCATIONS AND/OR RECORDS FURNISHED BY MUNICIPALITIES AND UTILITY COMPANIES. THE LOCATION AND ACCURACY OF WHICH CANNOT BE GUARANTEED. THERE MAY BE ADDITIONAL UNDERGROUND UTILITY INSTALLATIONS WITHIN THE PROJECT AREA THAT ARE NOT SHOWN.
2. BEARINGS ARE REFERENCED TO THE WISCONSIN STATE PLANE COORDINATE SYSTEM, SOUTH ZONE (NAD-83).
3. DRAWING IS BASED ON FIELD SURVEY COMPLETED BY THE SIGMA GROUP ON 10/29/2025.
4. DATUM FOR THE PROJECT SURVEY IS NAVD88. BENCHMARK FOR THE PROJECT SURVEY IS TOP OF WELL COVER, AS SJOWN ON SURVEY, ELEVATION = 660.79.

THE SIGMA GROUP
Single Source, Sound Solutions.
www.thesigmagroup.com
1300 West Canal Street
Milwaukee, WI 53233
Phone: 414-643-4200
Fax: 414-643-4210

LEGEND

BRIAN HAECKER
5402 W. WESTFIELD RD.
MEQUON, WISCONSIN

PLAT OF SURVEY

N

0 20' 40'

NO.	REVISION	DATE	BY
DRAWN BY:		JMB	
DATE:		11/10/2025	
PROJECT NO:		24622	
CHECKED BY:		KMA	
SHEET NO.:			

1 OF 1

I:\Haecker, Brian\24622 - 5402 West Westfield Road, Mequon\060 CAD\300_Survey\020_Survey Deliverables (ALTA, CSM, PLAT)\24622 - Plat of Survey.dwg

U.S. MAIL

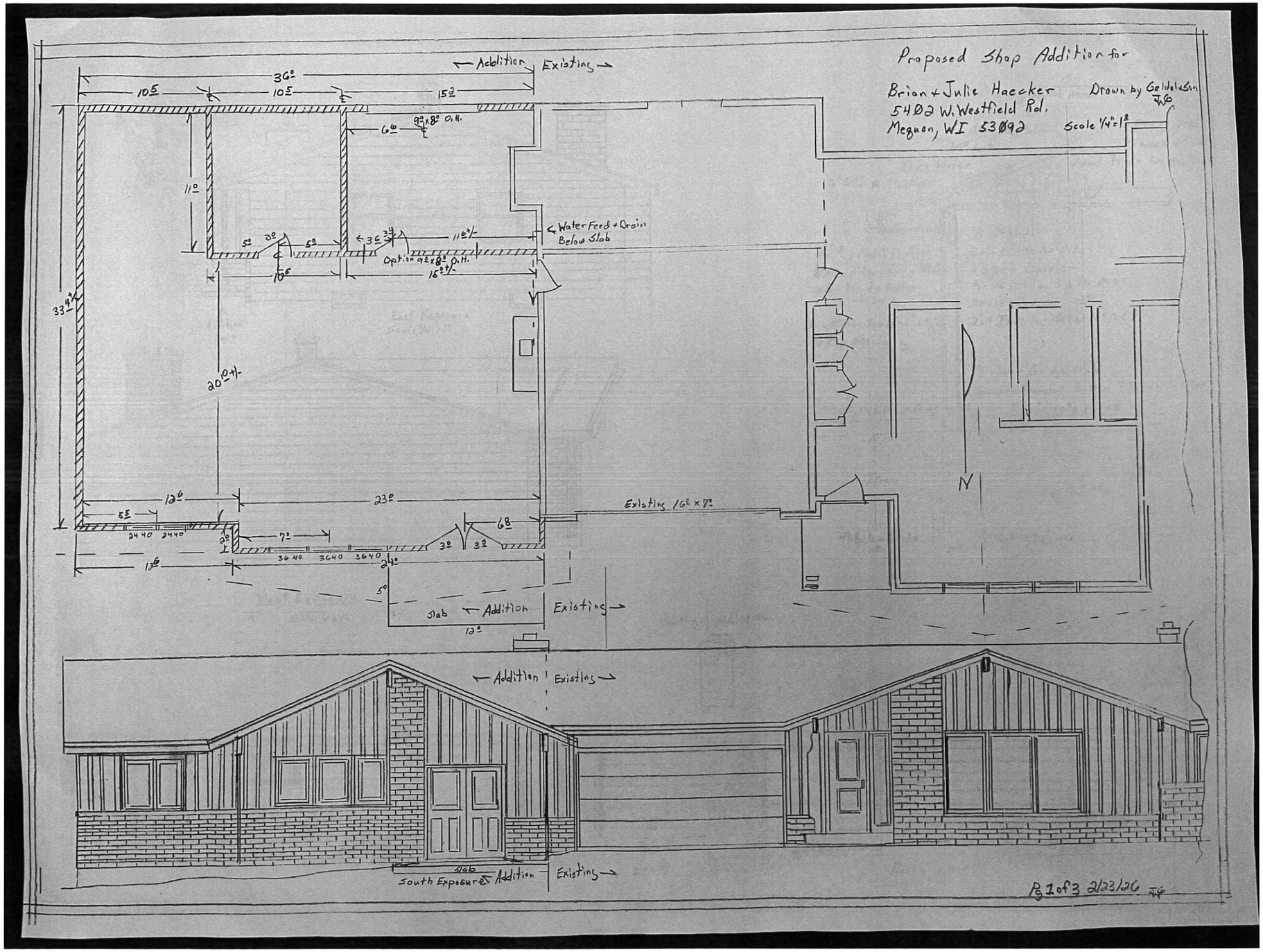
Proposed Shop Addition for
Brian + Julie Haecker
5402 W. Westfield Rd.
Mequon, WI 53092
Drawn by Geldel & Son
Scale 1/4" = 1'
Addition
Existing
36'
10.5
10.5
15.2
6.0
9'x8' O.H.
11'
5'
3'
3'
11'+/-
Water Feed + Drain Below Slab
Option 9'x8' O.H.
10.5
15'+/-
33'+/-
20'+/-
12.6
23'
5.5
2440
2440
7'
6.8
3'
3'
3640
3640
3640
24'
12.6
5'
Slab
Addition
Existing
12'
Existing 16' x 7'
N
Addition
Existing
Slab
South Exposure
Addition
Existing
Pg 1 of 3 2/23/26

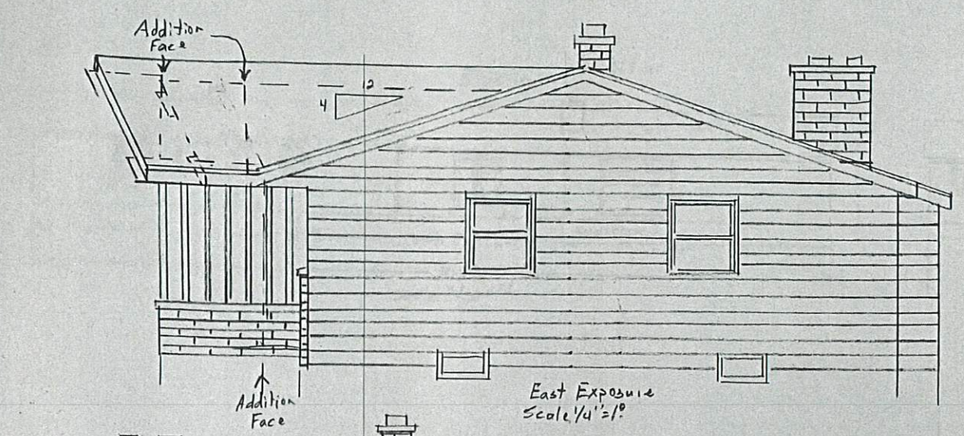

East Exposure
Scale 1/4"=1'

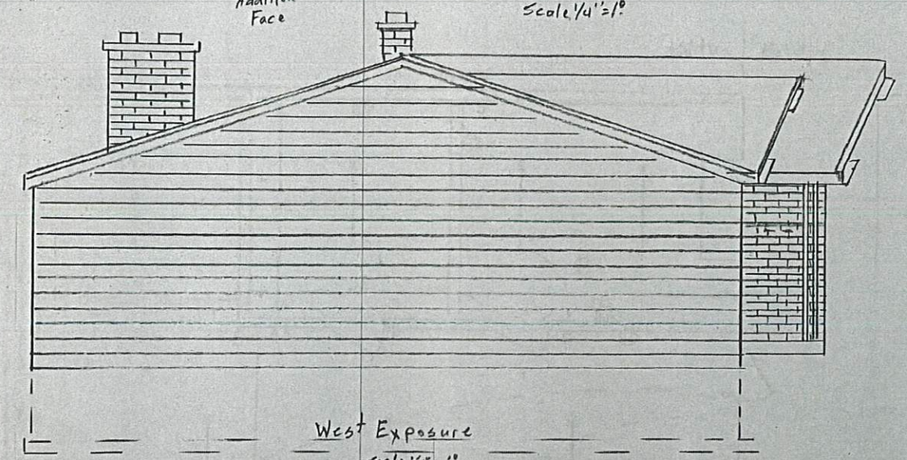

West Exposure
scale 1/4"=1'

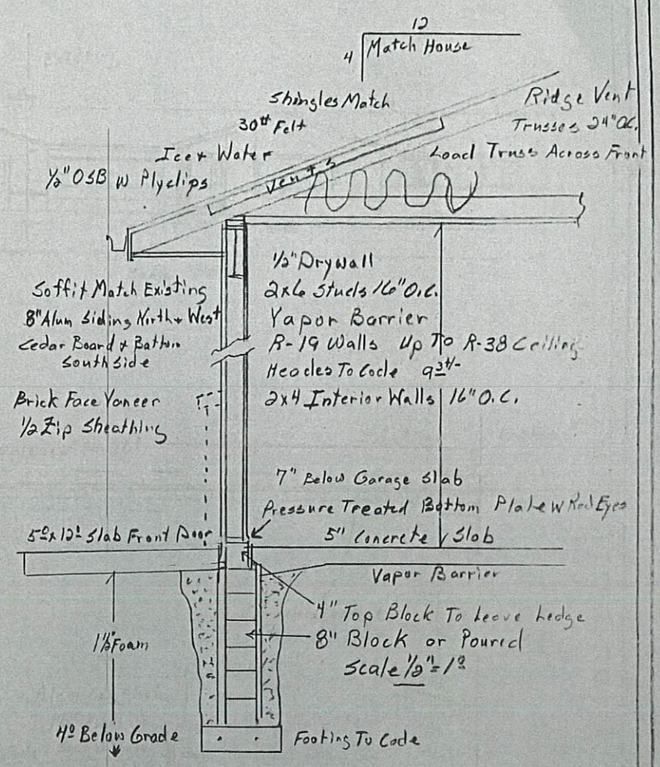

Scale 1/2"=1'

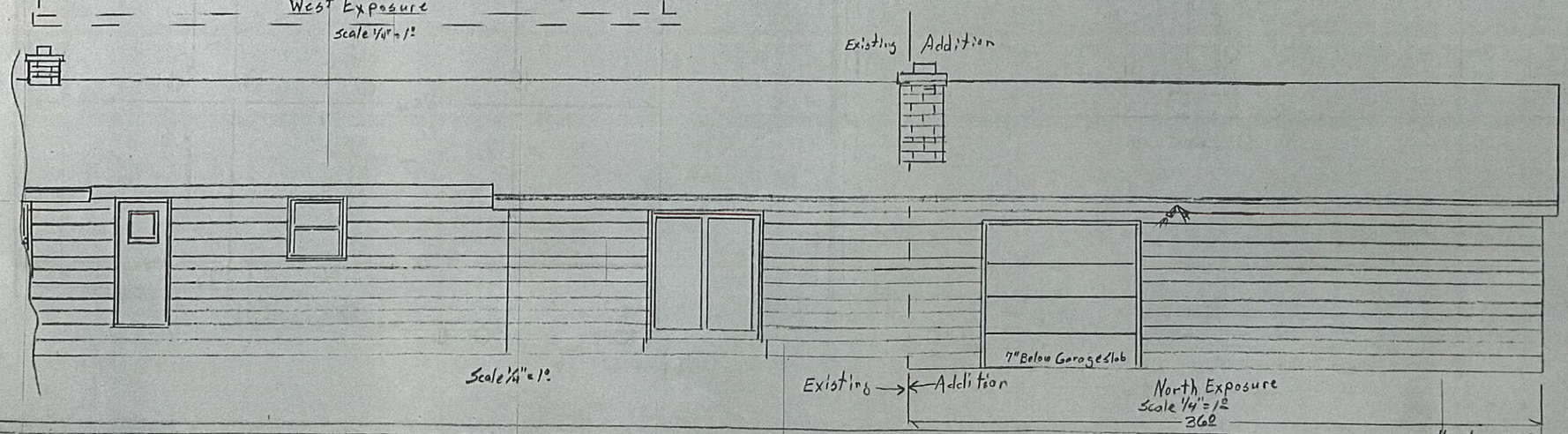

Scale 1/4"=1'

Existing → ← Addition

North Exposure
Scale 1/4"=1'
360

Haeckerp. 2 of 3 2/20/20

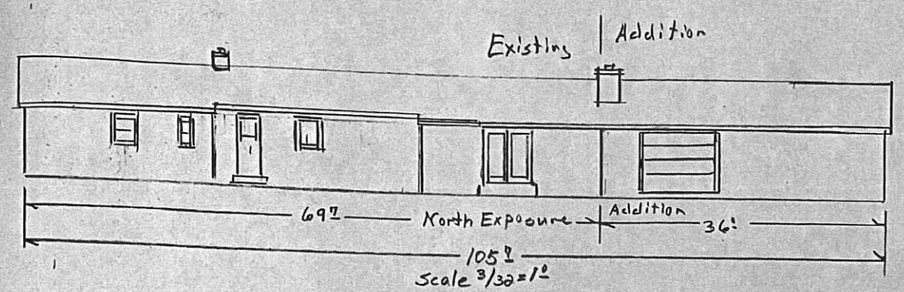

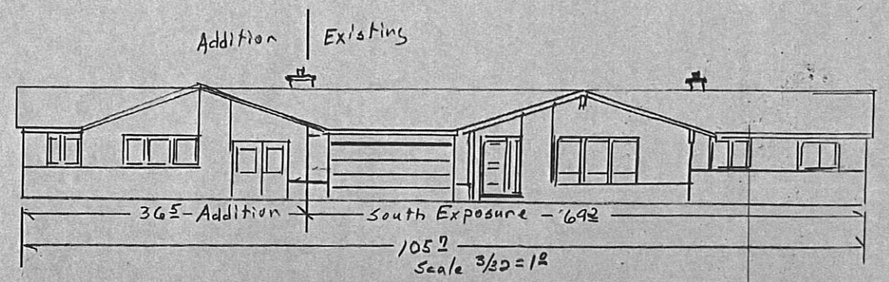

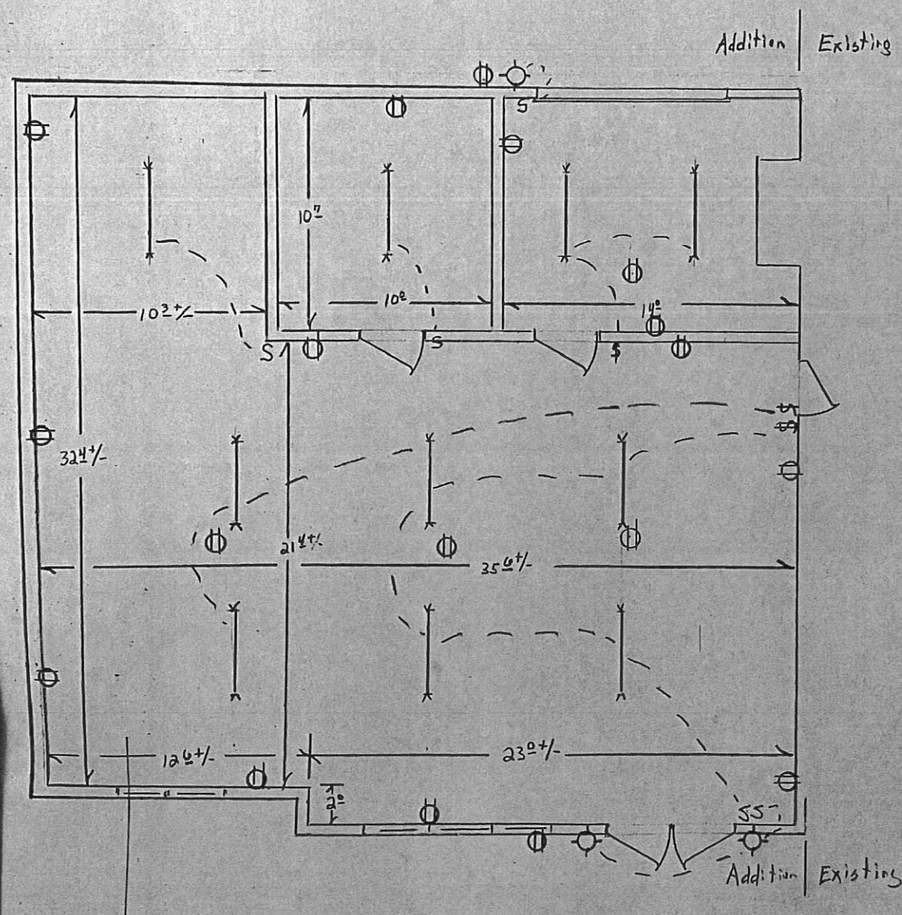

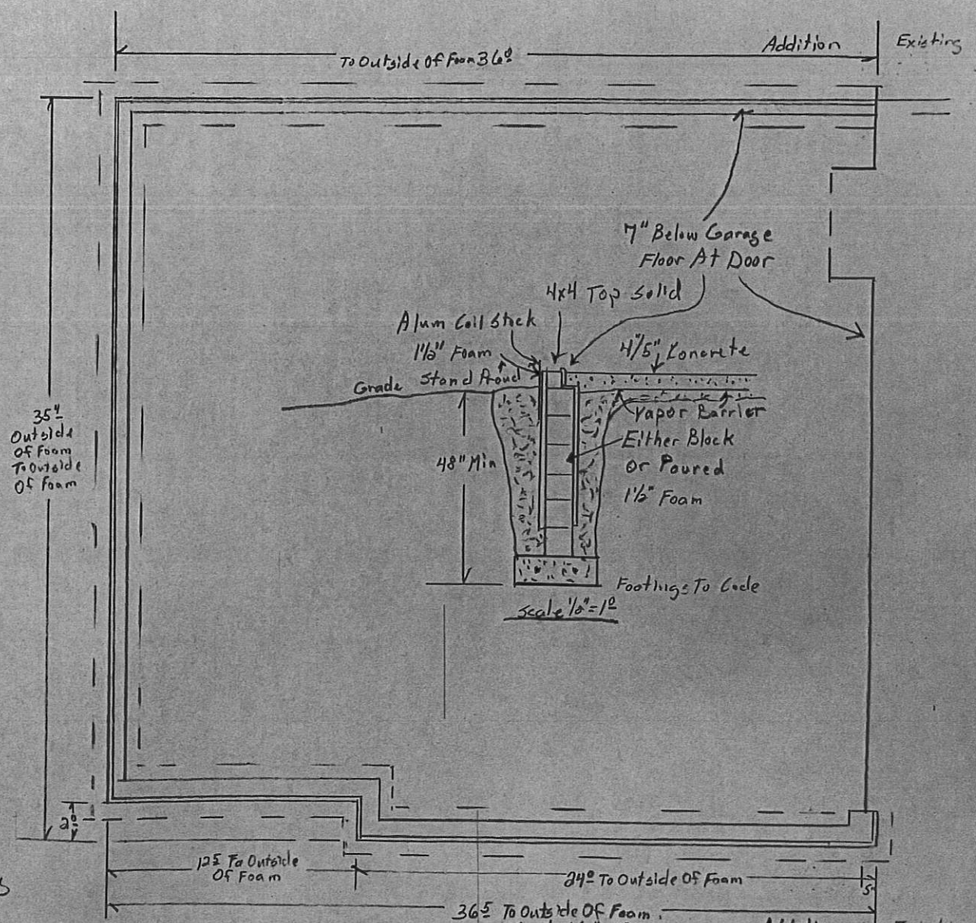

Haecker pg 3 of 3 2/23/26 JWG

11333 N. Cedarburg Road
Mequon, WI 53092-1930
Phone: 262/236-2914
Fax: 262/242-9655

www.cityofmequonwi.gov **Inspections**

TO: **Architectural Board**
FROM: **Karen Heil, Administrative Assistant**
DATE: **April 13, 2026**
SUBJECT: **Victory Homes of Wisconsin**
New Single-Family Residence at 12897 N. Blue Jay Lane
Subdivision: Highland Meadows
Contractor: Victory Homes of WI / Architect: Brian Andaloro
District 5 - 7:55 pm

Attachments:
Statement of Intent, Site Survey, Plans

March 23, 2026

To whom it may concern:

It is Victory Homes of Wisconsin's intent to build a new single-family home at property description being: lot 7 Highland Meadows, being a part of the southeast ¼ of the southeast ¼, of section 7, Township 9 North, Range 22 East, in the City of Mequon, Ozaukee County, Wisconsin

Thank you,

Rebecca Kirst

Rebecca Kirst
Permitting Coordinator
Victory Companies
N118W18531 Bunsen Drive
Germantown, WI 53022
262-252-7100

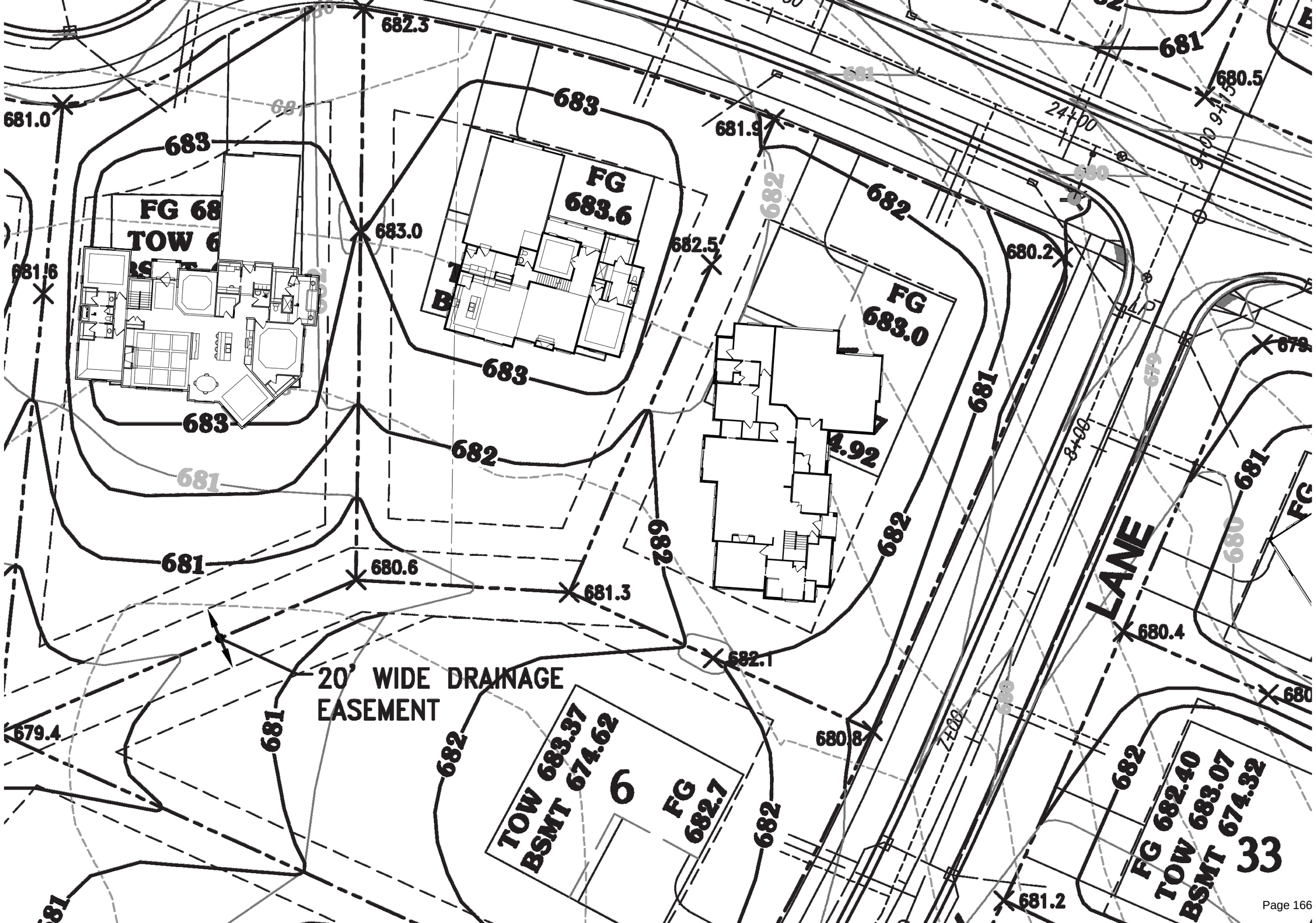

682.3
681
680.5
681.0
683
FG 683.6
681.9
682
683.0
682.5
680.2
681.6
FG 683.0
679
681
682
4.92
681
680
680.6
681.3
LANE
680.4
682.1
20' WIDE DRAINAGE
EASEMENT
679.4
681
682
TOW 683.37
BSMT 674.62
6
FG 682.7
680.8
682
FG 682.40
TOW 683.07
BSMT 674.32
33
681.2

ROOF TRUSS HEEL HEIGHTS

8 / 12 PITCH - 8" HEEL - 12" OWB
12 / 12 PITCH - 12" HEEL - 14" OWB
14 / 12 PITCH - 14" HEEL - 16" OWB

GREEN PLAN CHECK LIST

- ☐ ACC / Survey Approval
- ☐ Plan / Exterior Selections Approval
- ☐ Financing Approval

This plan is not for construction. If you do not have a green plan stamped final, please contact our office for the latest revisions date to commence with construction using this plan. IT IS THE RESPONSIBILITY OF THE CONTRACTOR TO CONFIRM THE LATEST REVISION DATE.

JOB #

Wisconsin Focus on Energy Home

PRELIMINARY PLANS

DOVER
BASE MODEL

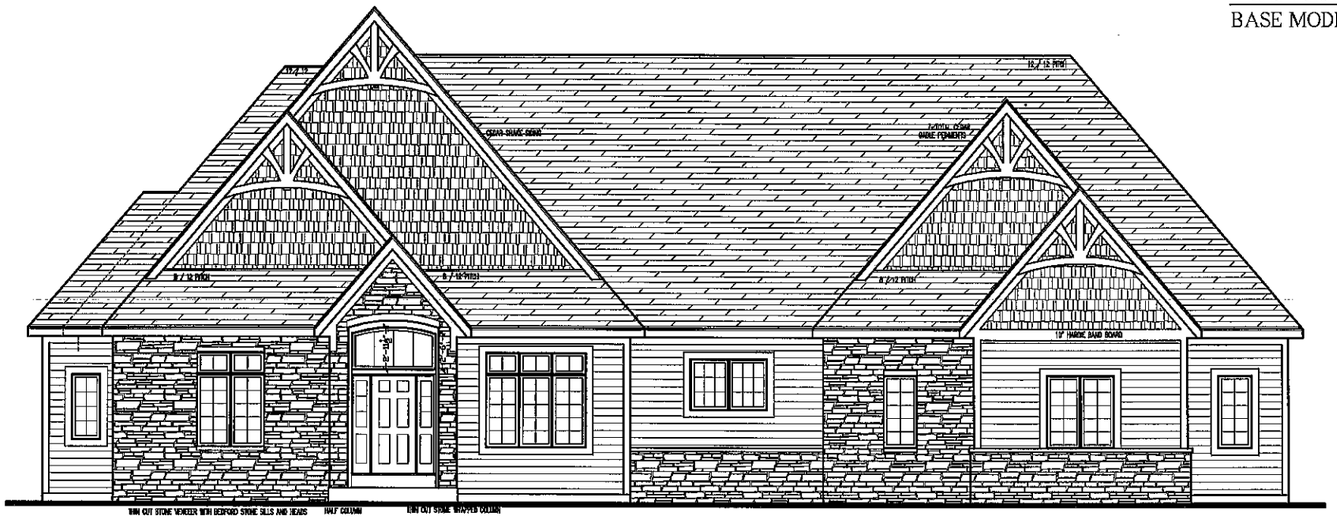

FRONT ELEVATION
1/4"=1'-0"

RIGHT SIDE ELEVATION
1/4"=1'-0"

Dover Model
Lot 7 , Highland Meadows

REVISIONS

DATE	BY	DESCRIPTION
3/17/09	MS	ISSUE/REVISIONS SEE, MARK.

CLIENT: DOVER MODEL
DOVER BASE

TITLE: ELEVATIONS

DATE: 2/16/09
DRAWN BY:
SCALE: NOTED

PROJECT #: 228102-3
DRAWN: KREUSER

THESE DRAWINGS ARE THE PROPERTY OF VICTORY HOMES AND CONSTRUCTION, INC. AND ARE NOT TO BE USED IN WHOLE OR IN PART FOR ANY OTHER PROJECT WITHOUT THE WRITTEN PERMISSION OF VICTORY HOMES AND CONSTRUCTION, INC. THESE DRAWINGS ARE COPYRIGHTED AND ANY UNAUTHORIZED USE OF THESE DRAWINGS WILL BE PROSECUTED TO THE FULLEST EXTENT OF THE LAW.

VICTORY HOMES OF WISCONSIN, INC.
" Building For The Way You Live "
2115 WOODS CROSSING
OCONOMOWOC, WISCONSIN 53066
PH. (262) 567-7100 / FAX (262) 567-7199

Wisconsin Focus on Energy Home



REAR ELEVATION
1/4"=1'-0"

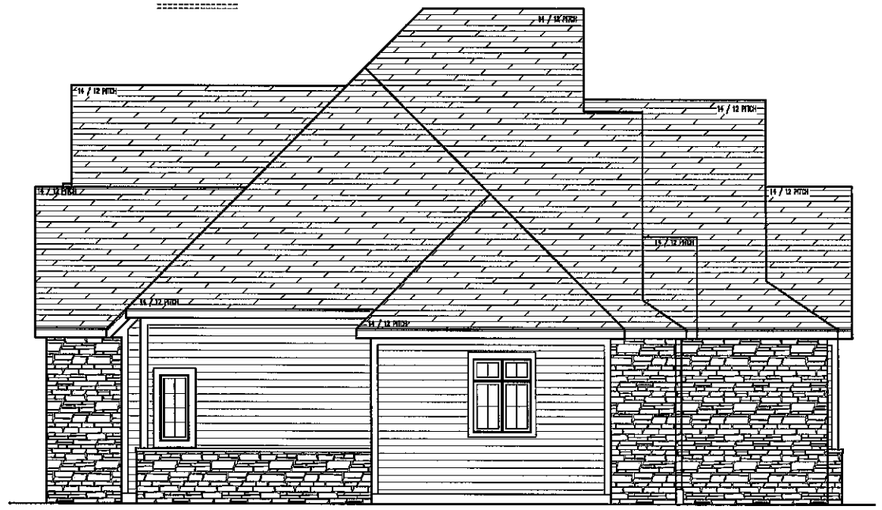

LEFT SIDE ELEVATION
1/4"=1'-0"

Dover Model
Lot 7, Highland Meadows

REVISIONS

DATE	BY	DESCRIPTION

CLIENT: DOVER MODEL DOVER BASE			
TITLE: ELEVATIONS	DATE: 2/18/25	SQ. FEET:	
PRINT #: 22602-3	DRAWN BY: KREUSER	SCALE: NOTED	PAGE #: 2/4

VICTORY HOMES OF WISCONSIN, INC.
" Building For The Way You Live "
[illegible]
[illegible]
PH. (262) 252-7100 / FAX (262) 252-7109

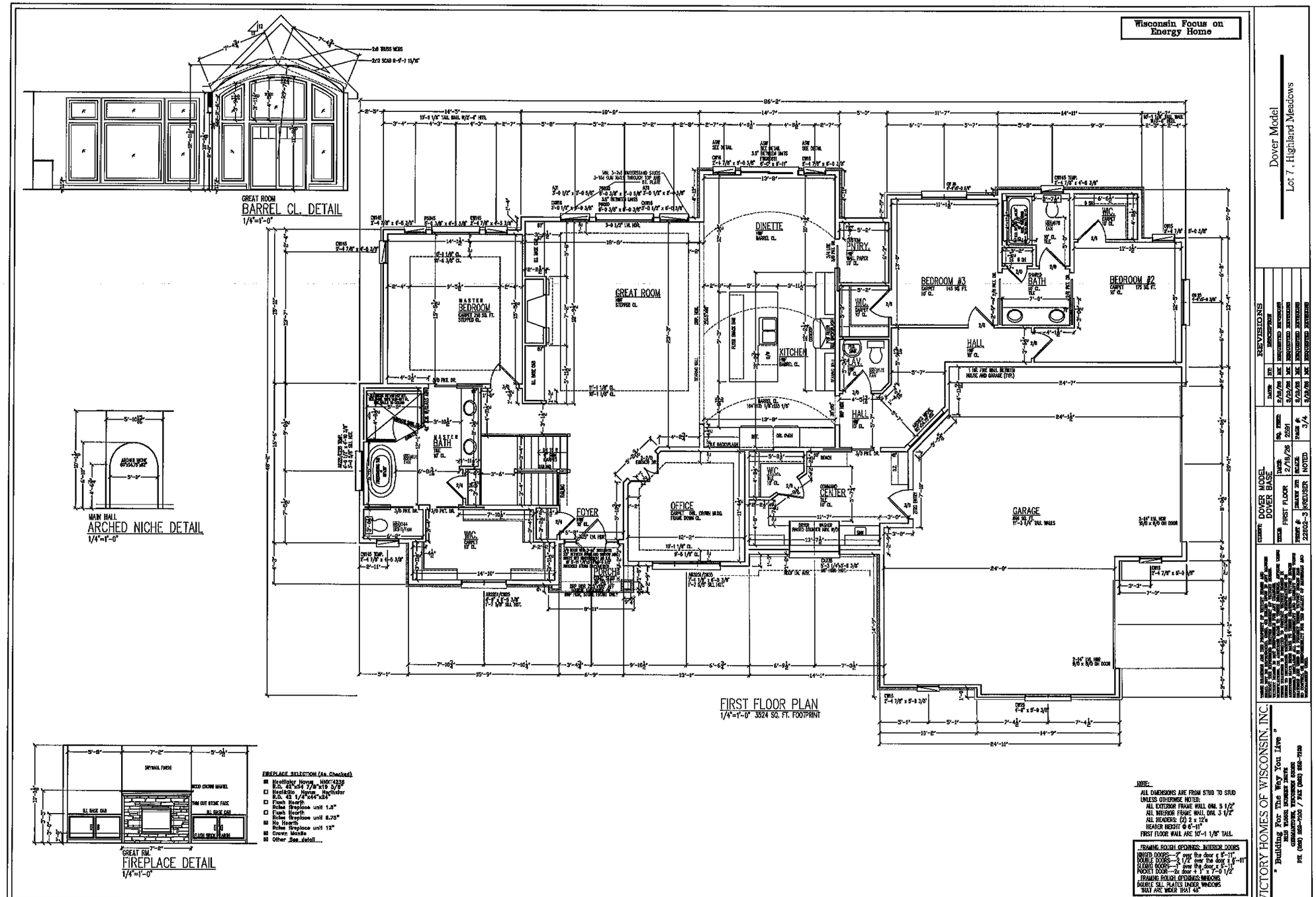
Wisconsin Focus on Energy Home
GREAT ROOM
BARREL CL. DETAIL
1/4"=1'-0"
MAIN HALL
ARCHED NICHE DETAIL
1/4"=1'-0"
FIRST FLOOR PLAN
1/4"=1'-0" 3524 SQ. FT. FOOTPRINT
GREAT RM.
FIREPLACE DETAIL
1/4"=1'-0"
FIREPLACE SELECTION (As Checked)
Heatilator Novus NNX42336
R.O. 42"x34 7/8"x19 5/8"
Heatilator Novus Northstar
R.O. 42 1/4"x44"x24"
Flush Hearth
Rates fireplace unit 1.5"
Flush Hearth
Rates fireplace unit 8.75"
No Hearth
Rates fireplace unit 12"
Crown Mantle
Other See detail
NOTE:
ALL DIMENSIONS ARE FROM STUD TO STUD
UNLESS OTHERWISE NOTED:
ALL EXTERIOR FRAME WALL DIM. 5 1/2"
ALL INTERIOR FRAME WALL DIM. 3 1/2"
ALL HEADERS: (2) 2 x 12's
HEADER HEIGHT @ 6'-11"
FIRST FLOOR WALL ARE 10'-1 1/8" TALL
FRAMING ROUGH OPENINGS: INTERIOR DOORS
HINGED DOORS—2" over the door x 5'-11"
DOUBLE DOORS—3 1/2" over the door x 6'-11"
SLIDING DOORS—1" over the door x 5'-11"
POCKET DOOR—2x door + 1" x 7'-0 1/2"
FRAMING ROUGH OPENINGS: WINDOWS
DOUBLE SILL PLATES UNDER WINDOWS
THAT ARE WIDER THAT 48"
VICTORY HOMES OF WISCONSIN, INC.
" Building For The Way You Live "
REVISIONS
DOVER MODEL
DOVER BASE
FIRST FLOOR
2/18/26
22602-3
KREUSER
NOTED
3/4
Dover Model
Lot 7, Highland Meadows

Wisconsin Focus on Energy Home

Dover Model
Lot 7 , Highland Meadows

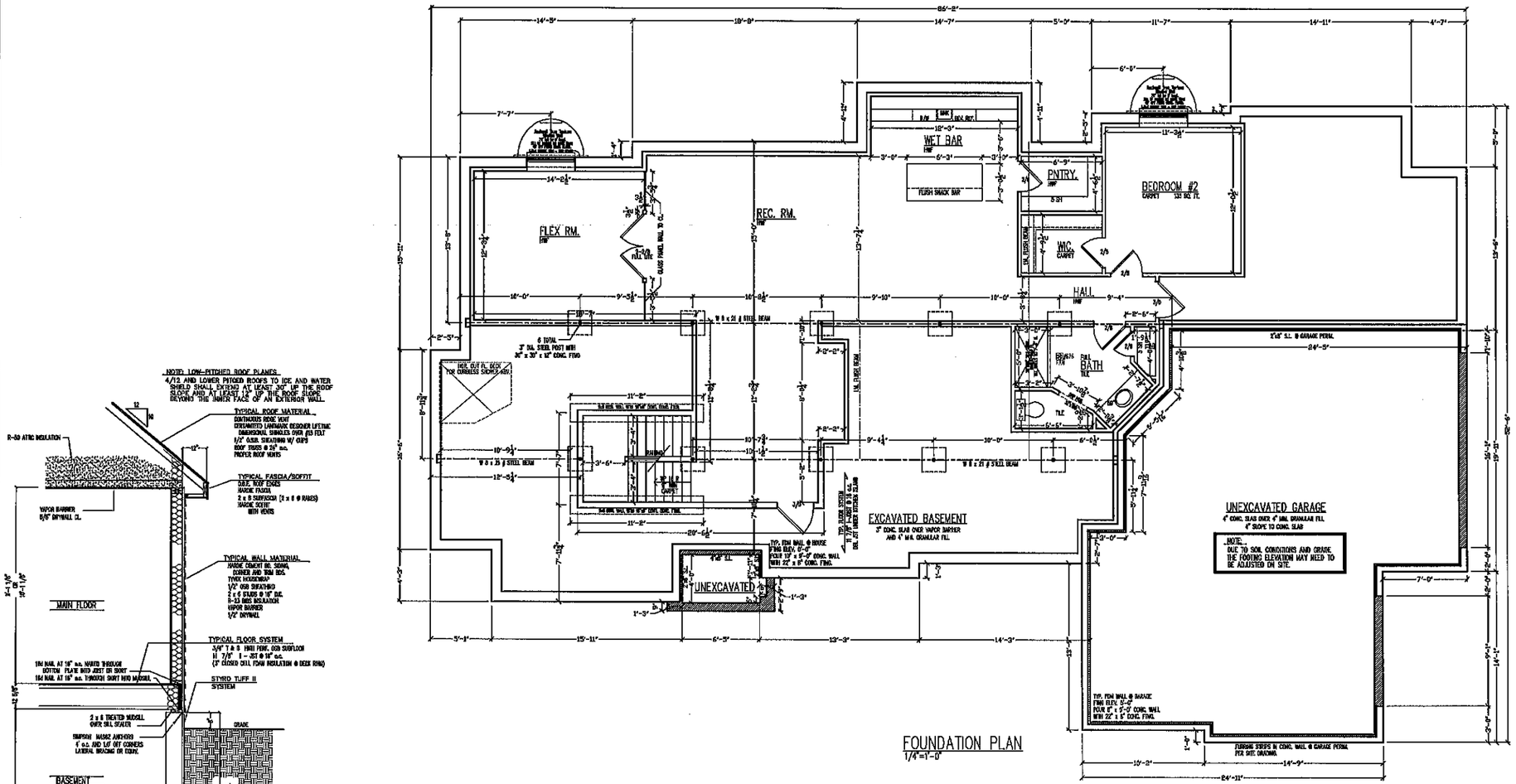

FOUNDATION PLAN
1/4"=1'-0"

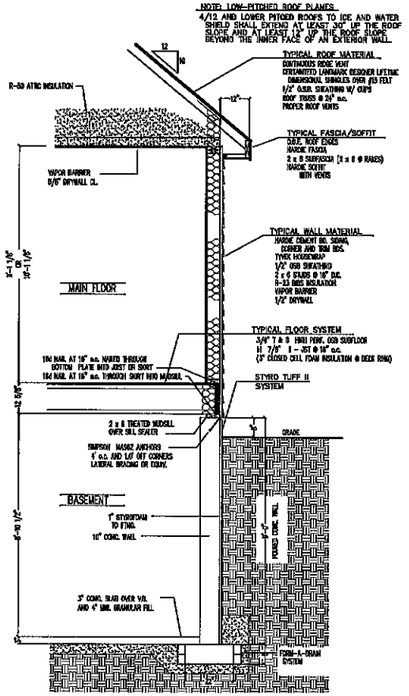

TYP. WALL SECTION
1/2"=1'-0"

VICTORY HOMES OF WISCONSIN, INC.
" Building For The Way You Live "
N28 W23085 STONEWOOD DRIVE
WAUKESHA, WISCONSIN 53188
PH: (262) 542-7100 / FAX: (262) 542-7159

CLIENT: DOVER MODEL
DOVER BASE
SHEET: SECOND FLOOR
DATE: 2/16/26
DRAWN BY: KREUSER
SCALE: NOTED
PROJECT #: 22502-3
REQ. PERMS: 1178 FIN.
IMAGE #: 4/4

REVISIONS

NO.	DESCRIPTION	DATE	BY

THESE DRAWINGS ARE THE PROPERTY OF VICTORY HOMES AND SHALL NOT BE REPRODUCED, COPIED OR ASSIGNED TO ANY THIRD PARTY WITHOUT THE EXPRESS WRITTEN PERMISSION OF VICTORY HOMES. ANY UNAUTHORIZED USE OF THESE DRAWINGS WILL BE AT THE RECIPIENT'S SOLE RISK AND WITHOUT LIABILITY TO VICTORY HOMES. THE RECIPIENT WILL INDEMNIFY AND HOLD HARMLESS VICTORY HOMES FROM ALL CLAIMS, DAMAGES, LOSSES AND EXPENSES ARISING OUT OF OR RESULTING THEREFROM. THESE RESTRICTIONS SHALL BE BINDING ON ALL CONTRACTORS, SUBCONTRACTORS AND OTHERS WHO RECEIVE AND/OR USE THESE DRAWINGS.

11333 N. Cedarburg Road
Mequon, WI 53092-1930
Phone: 262/236-2914
Fax: 262/242-9655

www.cityofmequonwi.gov **Inspections**

TO: **Architectural Board**
FROM: **Karen Heil, Administrative Assistant**
DATE: **April 13, 2026**
SUBJECT: **Allan Builders**
New Single-Family Residence at 12898 N. Blue Jay Lane
Subdivision: Highland Meadows
Contractor: Allan Builders / Architect: Brian Andaloro
District 5 - 8:00 pm

Attachments:
Statement of Intent, Site Plan, Plans

March 23, 2026

To whom it may concern:

It is Allan Builders' intent to build a new single-family home at property description being: lot 32 Highland Meadows, being a part of the southeast ¼ of the southeast ¼, of section 7, Township 9 North, Range 22 East, in the City of Mequon, Ozaukee County, Wisconsin

Thank you,

Rebecca Kirst

Rebecca Kirst
Permitting Coordinator
Victory Companies
N118W18531 Bunsen Drive
Germantown, WI 53022
262-252-7100

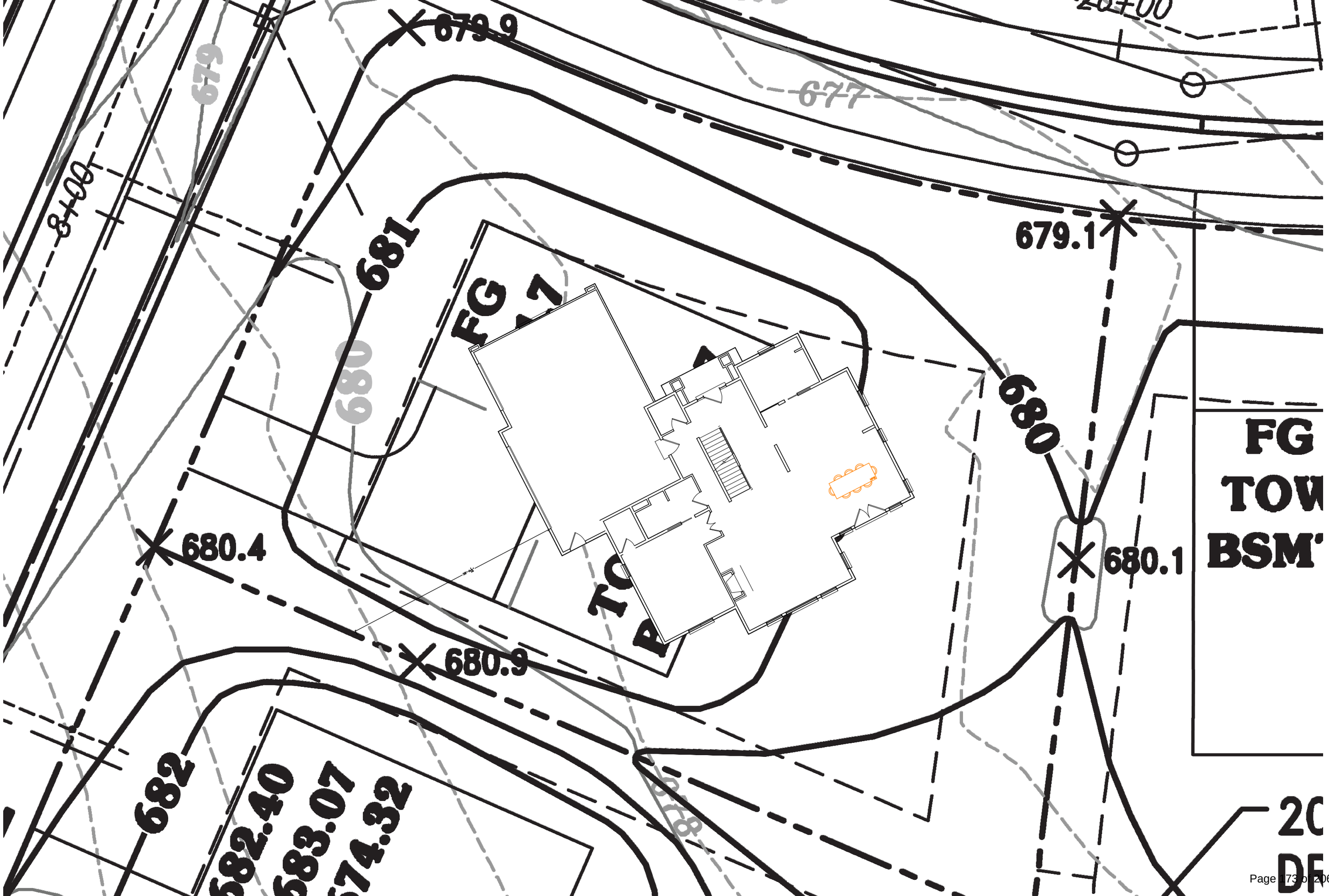
679.9
679
677
8+00
681
679.1
FG
680
680
FG
TOW
BSM
680.4
680.1
680.9
682
682.40
683.07
674.32
20
DR

ROOF TRUSS HEEL HEIGHTS

4 / 12 PITCH – 4" HEEL – 12" OVHG
5 / 12 PITCH – 5" HEEL – 12" OVHG (SHOPPE)
6 / 12 PITCH – 8" HEEL – 12" OVHG
12 / 12 PITCH – 12" HEEL – 12" OVHG
14 / 12 PITCH – 14" HEEL – 12" OVHG

GREEN PLAN CHECK LIST

- ☐ ACC / Survey Approval
- ☐ Plan / Exterior Selections Approval
- ☐ Financing Approval

This plan is not for construction. If you do not have a green plan stamped final, please contact our office for the latest revision date to commence with construction using this plan. IT IS THE RESPONSIBILITY OF THE CONTRACTOR TO CONFIRM THE LATEST REVISION DATE.

JOB #

Wisconsin Focus on Energy Home

PRELIMINARY PLANS

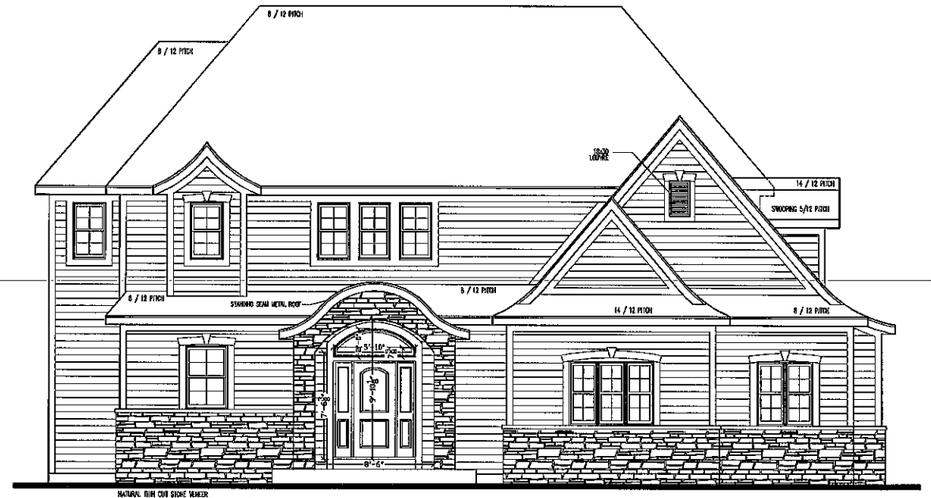

FRONT ELEVATION
1/4"=1'-0"



TRUSS TAIL DETAILS
1/4"=1'-0"

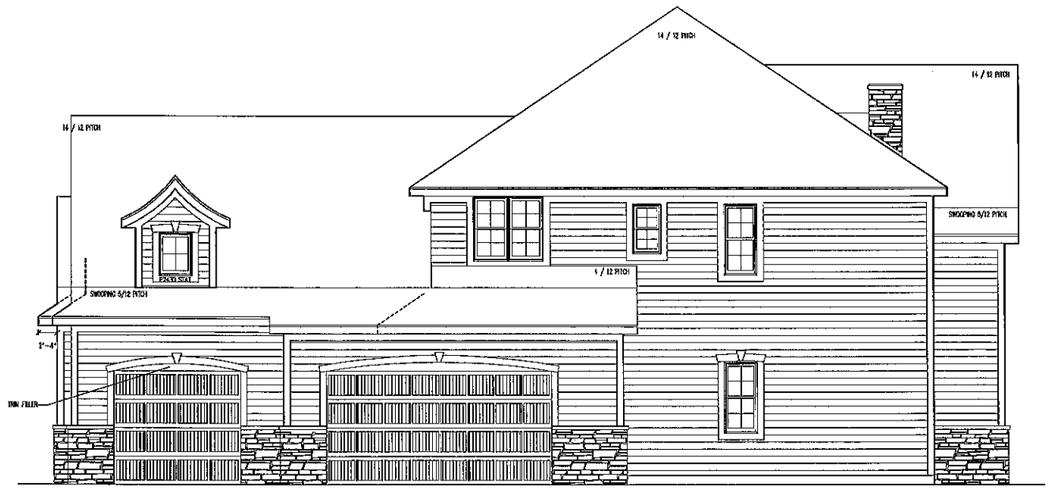

RIGHT SIDE ELEVATION
1/4"=1'-0"

Mrs. & Mr. Homeowner
Lot 32, Highland Meadows

REVISIONS

DATE	BY	DESCRIPTION
3/19/26	CB	REQUESTED REVISIONS
3/20/26	MK	REQUESTED REVISIONS

CLIENT: BRIA MODEL
TITLE: ELEVATIONS
PRINT # 22603-2
DRAWN BY: CB
DATE: 3/20/26
SCALE: NOTED
SQ. FEET: 3892
PAGE #: 1/5

Allan General Contractor Builders, llc

THIS IS A COPYRIGHTED PLAN IN ACCORDANCE WITH ALLAN BUILDERS LLC'S ASSOCIATION OF POSSESSION OF THESE PLANS WITHOUT THE WRITTEN CONSENT OF ALLAN BUILDERS LLC. IS A MISDEMEANOR PUNISHABLE BY COPYRIGHT LAWS. VIOLATORS WILL BE PROSECUTED.

© 2026 Allan Builders llc.

Wisconsin Focus on Energy Home

REAR ELEVATION
1/4"=1'-0"

LEFT SIDE ELEVATION
1/4"=1'-0"

THIS IS A COPYRIGHTED PLAN IN ACCORDANCE WITH ALLAN BUILDERS LLC. ANY REPRODUCTION OR MODIFICATION OF THIS PLAN WITHOUT THE WRITTEN CONSENT OF ALLAN BUILDERS LLC. IS AN INFRINGEMENT OF COPYRIGHT LAWS. VIOLATORS WILL BE PROSECUTED.

© 2006
Allan Builders llc.

Allan General Contractor builders, llc

CLIENT: BRIA MODEL
TITLE: ELEVATIONS
PRINT #: 22603-2
DRAWN BY: CB
DATE: 3/20/26
SCALE: NOTED
SQ. FEET: 3892
PAGE #: 2/5

REVISIONS

DATE	BY	DESCRIPTION

Mrs. & Mr. Homeowner
Lot 32, Highland Meadows

Wisconsin Focus on Energy Home

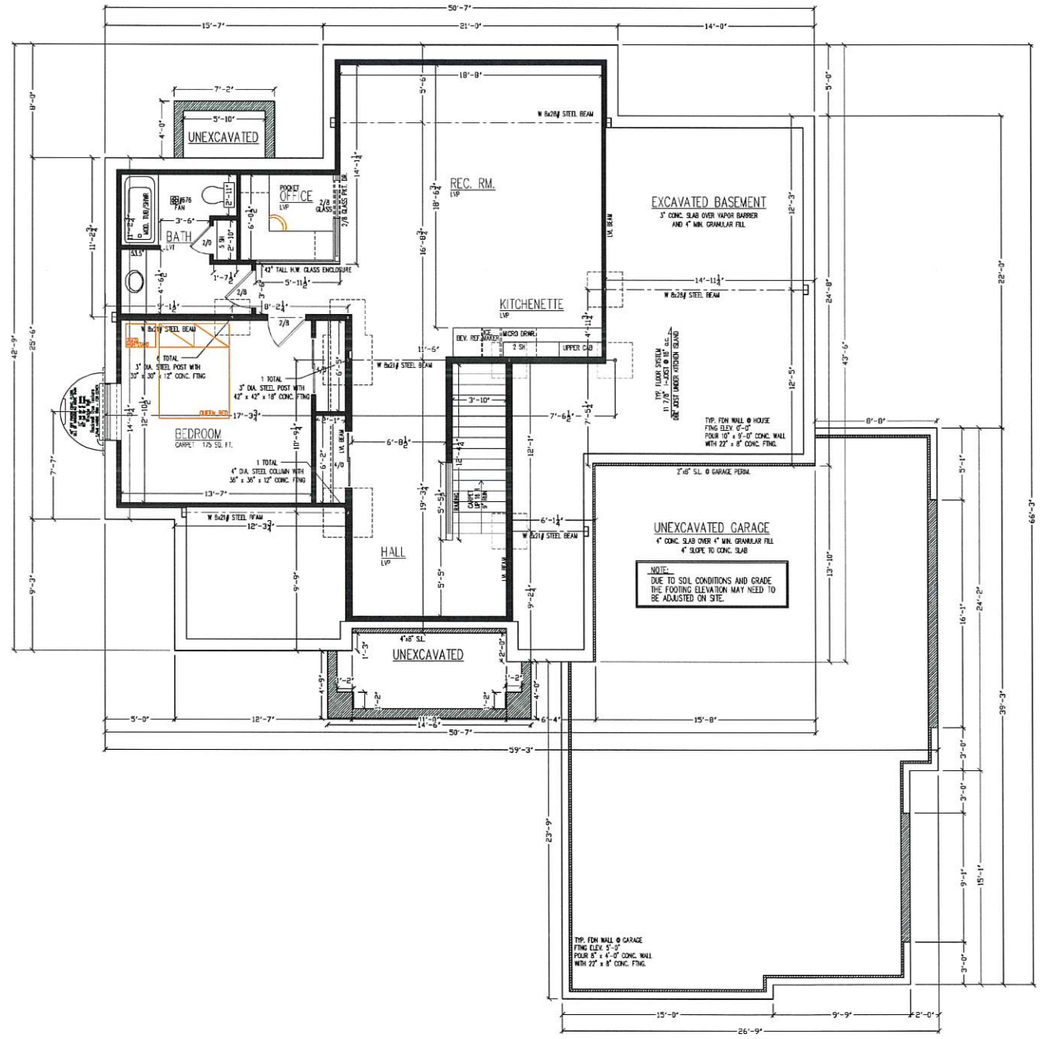

Mrs. & Mr. Homeowner
Lot 32 Highland Meadows

REVISIONS		
DATE:	BY:	DESCRIPTION
-	-	-
-	-	-
-	-	-

CLIENT:	BRIA
TITLE:	BSMT / FND
PRINT #:	22603-2
DATE:	3/18/26
SCALE:	NOTED
DRAWN BY:	CB
SQ. FEET:	902 FIN.
PAGE #:	3/5

Allan Builders, llc
General Contractor

THIS IS A COPYRIGHTED PLAN IN ACCORDANCE WITH ALLAN BUILDERS, LLC. ANY REPRODUCTION OR ASSOCIATION OF THIS PLAN WITHOUT THE WRITTEN CONSENT OF ALLAN BUILDERS LLC. IS AN INFRINGEMENT OF COPYRIGHT LAWS. VIOLATORS WILL BE PROSECUTED.

© 2006 Allan Builders llc.

Wisconsin Focus on Energy Home

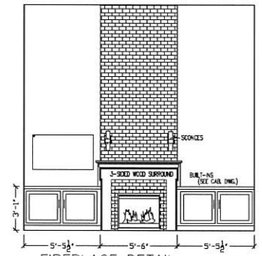

FIREPLACE DETAIL
1/4"=1'-0"

FIREPLACE SELECTION (As Checked)
- ☒ Heatilator Novus NDV 4236 (standard) R.O. 42"x34 7/8"x19 5/8"
- ☐ HeatNGlo Novus NeoHeator R.O. 42 1/4"x44"x24"
- ☐ Flush Hearth Raise fireplace unit 1.5"
- ☐ Flush Hearth Raise fireplace unit 9.75"
- ☒ Raised Hearth Raise fireplace unit 10"
- ☒ Wood Box Mantle
- ☒ Other See Detail

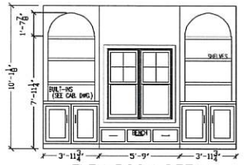

FLEX ROOM DETAIL
1/4"=1'-0"

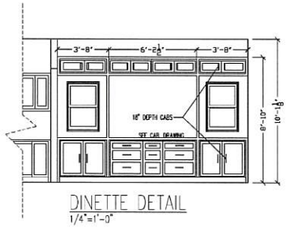

DINETTE DETAIL
1/4"=1'-0"

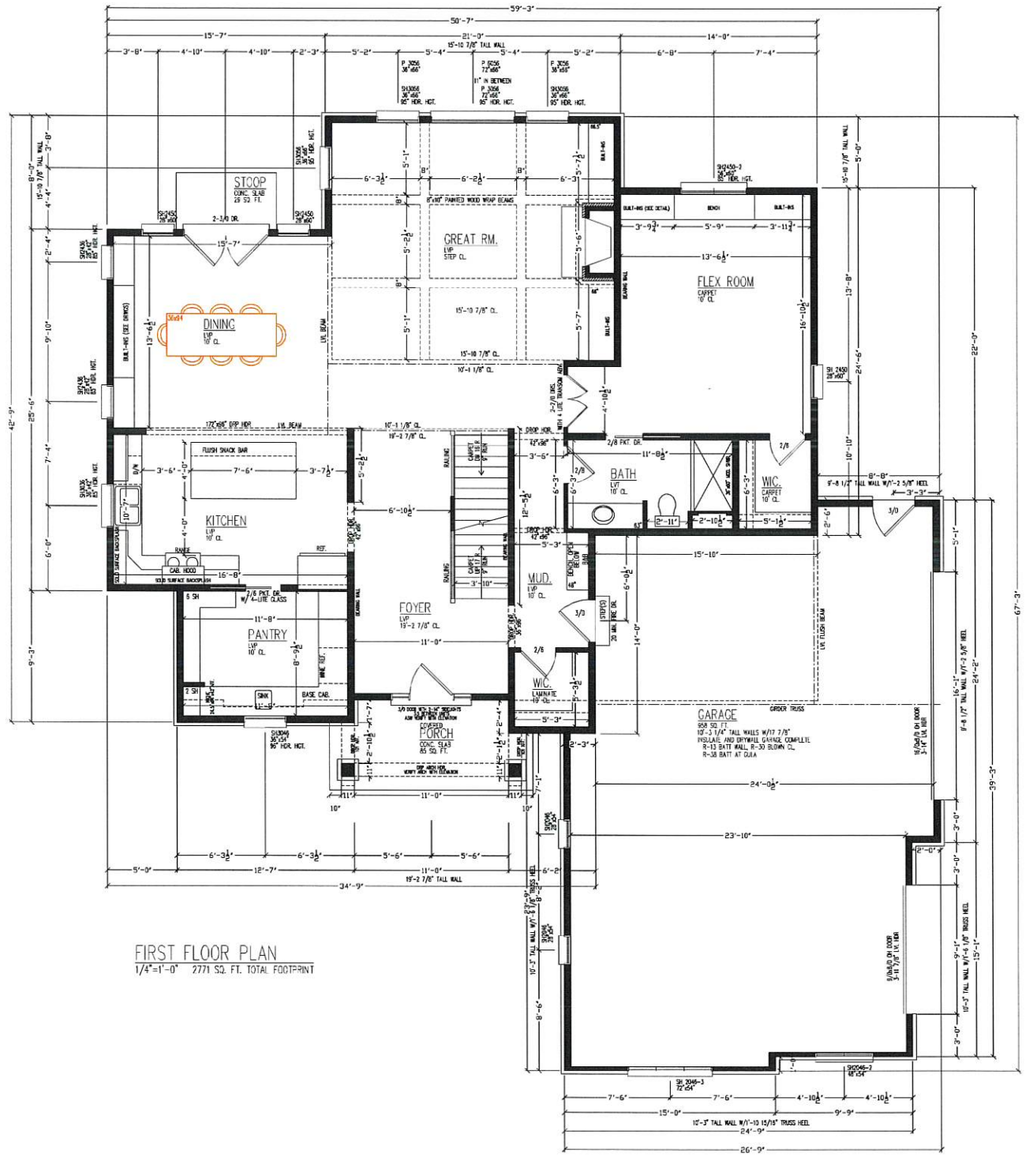

FIRST FLOOR PLAN
1/4"=1'-0" 2771 SQ. FT. TOTAL FOOTPRINT

NOTE:
ALL DIMENSIONS ARE FROM STUD TO STUD UNLESS OTHERWISE NOTED:
ALL EXTERIOR FRAME WALL DIM. 5 1/2"
ALL INTERIOR FRAME WALL DIM. 3 1/2"
ALL HEADERS: (2) 2 x 12's
HEADER HEIGHT @ 6'-11"
FIRST FLOOR WALLS ARE 10'-1 1/8" TALL.
SECOND FLOOR WALLS ARE 8'-1 1/8" TALL.

FRAMING ROUGH OPENINGS: INTERIOR DOORS
HINGED DOORS---2" over the door x 6'-11"
DOUBLE DOORS---2 1/2" over the door x 6'-11"
SLIDING DOORS---1" over the door x 6'-11"
POCKET DOOR---2x door + 1" x 6'-11"
FRAMING ROUGH OPENINGS: WINDOWS
DOUBLE SILL PLATES UNDER WINDOWS THAT ARE WIDER THAN 48"

NOTE: EXHAUST FAN KEY
#744- CAN LIGHT/FAN...70CFM...4" DIA.
#671- BATHROOM FAN...70CFM...3" DIA.
#676- BATHROOM FAN...110CFM...4" DIA.

Mrs. & Mr. Homeowner
Lot 32 Highland Meadows

REVISIONS		
DATE:	BY:	DESCRIPTION
3/10/26	CB	REQUESTED REVISIONS
3/17/26	CB	REQUESTED REVISIONS

CLIENT: BRIA		DATE: 3/10/26	SQ. FEET: 1699
TITLE: FIRST FLOOR		DRAWN BY: CB	SCALE: NOTED
PRINT #: 22603-2			PAGE #: 4/5

Allan Builders, llc
General Contractor

THIS IS A COPYRIGHTED PLAN IN ACCORDANCE WITH ALLAN BUILDERS LLC. ANY REPRODUCTION OR MODIFICATION OF THIS PLAN WITHOUT THE WRITTEN CONSENT OF ALLAN BUILDERS LLC. IS AN INFRINGEMENT OF COPYRIGHT LAWS. VIOLATORS WILL BE PROSECUTED.

© 2006 Allan Builders llc.

Wisconsin Focus on Energy Home

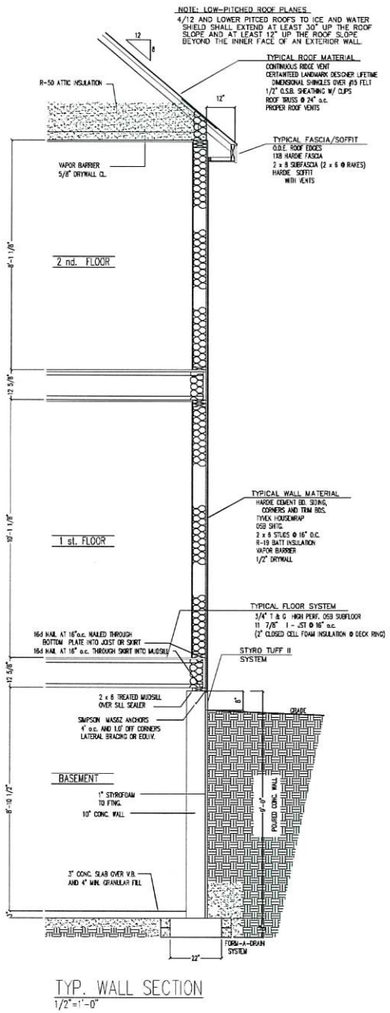

TYP. WALL SECTION
1/2"=1'-0"

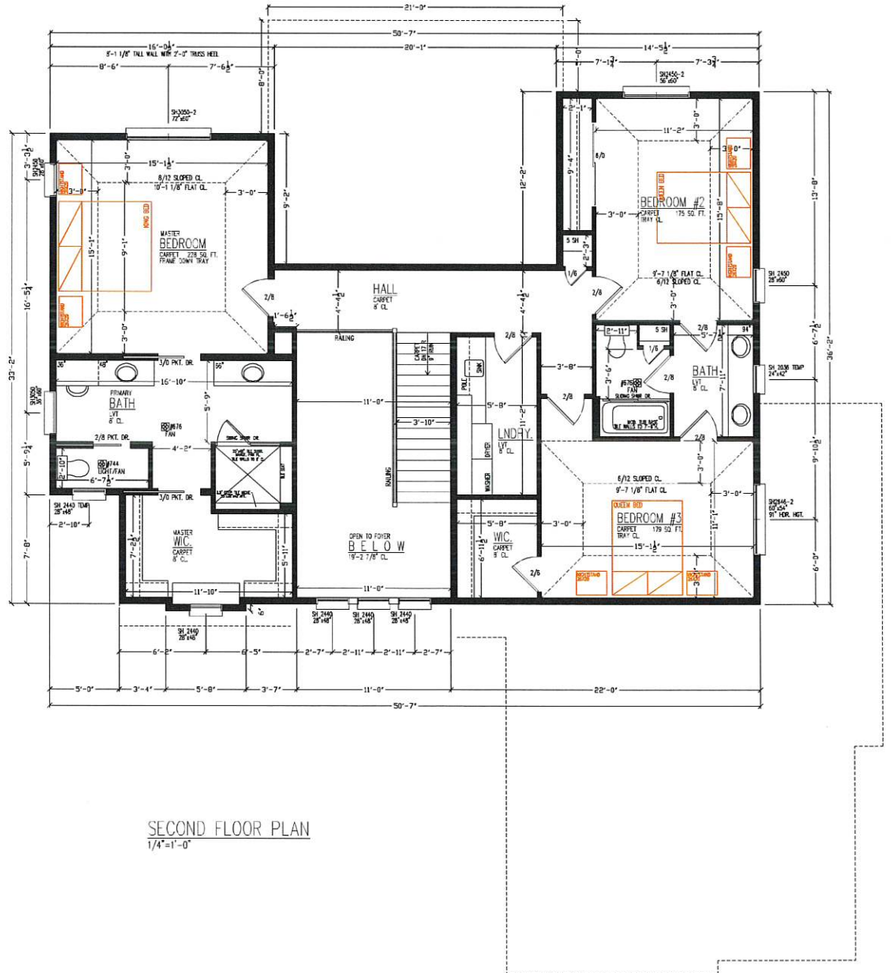

SECOND FLOOR PLAN
1/4"=1'-0"

Mrs. & Mr. Homeowner
Lot 32 Highland Meadows

REVISIONS

DATE:	BY:	DESCRIPTION

CLIENT: BRIA
TITLE: SECOND FLOOR
PRINT #: 22803-2
DRAWN BY: CB
SCALE: NOTED
DATE: 3/17/26
SQ. FEET: 1291
PAGE #: 5/5

Allan Builders, llc
General Contractor

THIS IS A COPYRIGHTED PLAN IN ACCORDANCE WITH ALLAN BUILDERS LLC. ANY REPRODUCTION OR POSSESSION OF THESE PLANS WITHOUT THE WRITTEN CONSENT OF ALLAN BUILDERS LLC. IS A VIOLATION OF FEDERAL COPYRIGHT LAWS. VIOLATORS WILL BE PROSECUTED.

© 2006 Allan Builders llc.

11333 N. Cedarburg Road
Mequon, WI 53092-1930
Phone: 262/236-2914
Fax: 262/242-9655

www.cityofmequonwi.gov **Inspections**

TO: **Architectural Board**
FROM: **Karen Heil, Administrative Assistant**
DATE: **April 13, 2026**
SUBJECT: **Harold and Jaclyn Zigsan**
Sunroom Addition at 1832 W. Woodside Lane
Subdivision: Glen Oaks
Contactor: B&E General Contractors / Architect: B&E General Contractors
District 6 - 8:05 pm

Attachments:
Survey, Plans & Pictures

PLAT OF SURVEY

LOT 7 - BLOCK 1 - GLEN OAKS
Being a Subdivision of a part of the NE 1/4 and NW 1/4 of the NW 1/4, and the SW 1/4 and NW 1/4 of the NE 1/4 of Section 19, Township 9 North, Range 22 East, in the City of Mequon, Ozaukee County, Wisconsin.

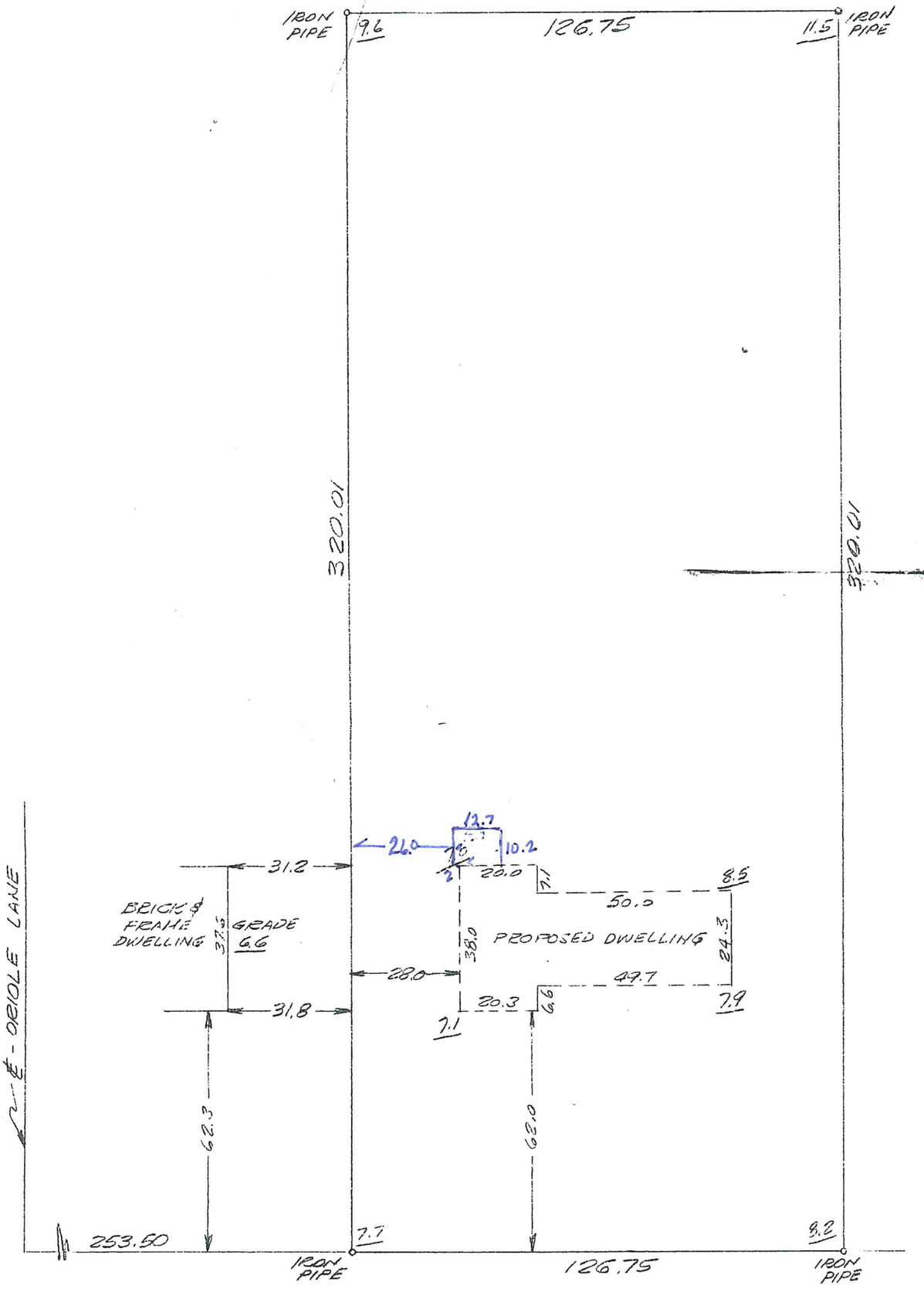

7124 W. STATE ST.
WAUWATOSA, WIS.

Surveyed and Drawn by
LAND SURVEYORS, INC.

SURVEYED FOR
Gruncel & Sons, Inc.
1272 Woodland Drive
Pewaukee, Wisconsin

Job No. O-43-2044

WE CERTIFY that we have surveyed the above described property and that the above plat is an accurate survey and a true representation thereof and correctly shows the exterior boundary lines and location of buildings and other improvements on said property.

Date February 20, 1961. August Hanke
REGISTERED LAND SURVEYOR NO. S-488 STATE OF WISCONSIN

PLAT OF SURVEY

LOT 7 - BLOCK 1 - GLEN OAKS
Being a Subdivision of a part of the NE 1/4 and NW 1/4 of the NW 1/4, and the SW 1/4 and NW 1/4 of the NE 1/4 of Section 19, Township 9 North, Range 22 East, in the City of Mequon, Ozaukee County, Wisconsin.

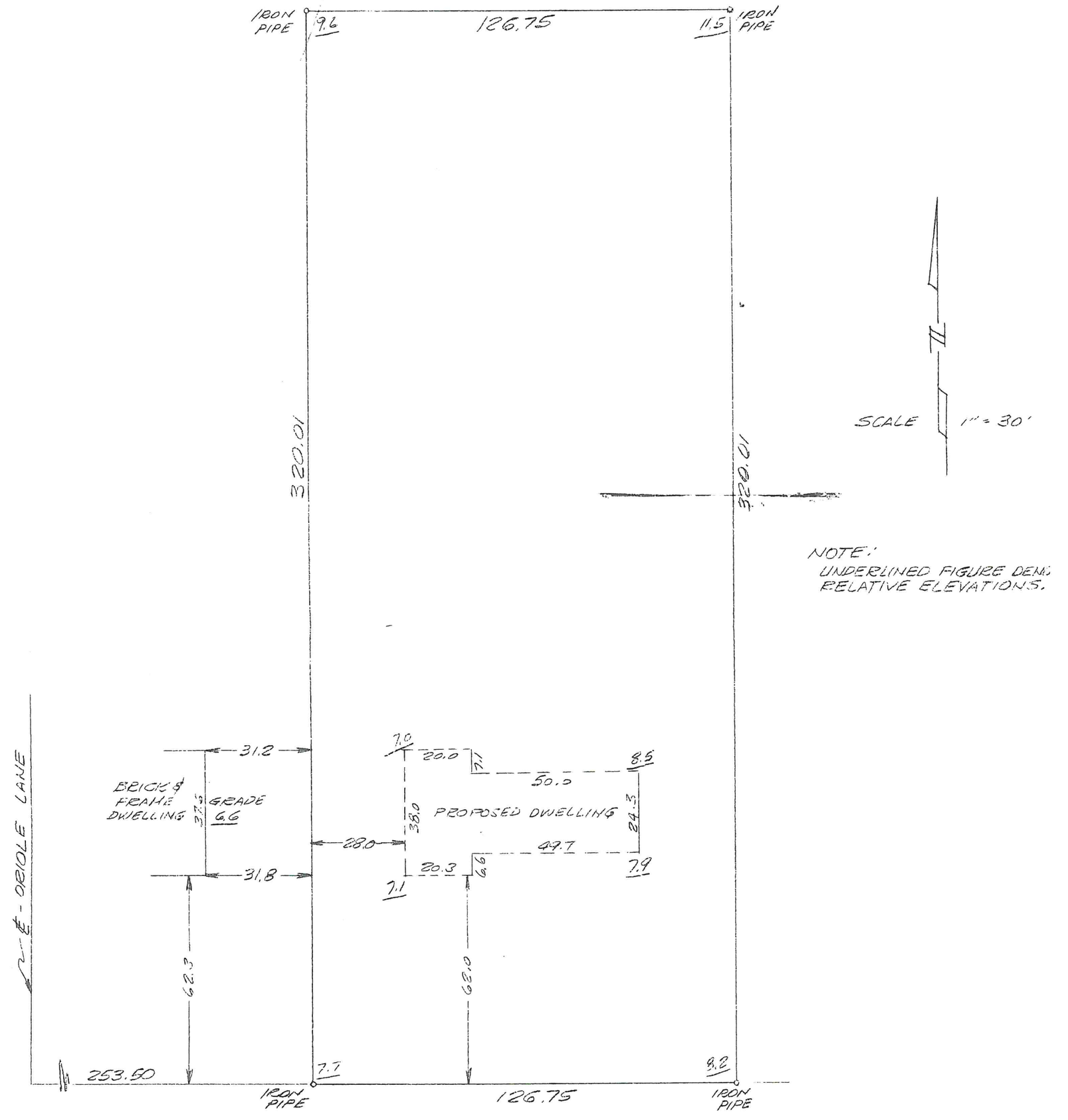

7124 W. STATE ST.
WAUWATOSA, WIS.

Surveyed and Drawn by
LAND SURVEYORS, INC.

PHONE
BLUEMOUND 8-13

SURVEYED FOR
Gruncel & Sons, Inc.
1272 Woodland Drive
Pewaukee, Wisconsin

WE CERTIFY that we have surveyed the above described property and that the above plat is an accurate survey and a true representation thereof and correctly shows the exterior boundary lines and location of buildings and other improvements on said property.

No. O-43-2044

Date February 20, 1961.

August Henke
REGISTERED LAND SURVEYOR NO. S-488 STATE OF WISCONSIN

WISCONSIN
A. HENKE
WAUWATOSA, WISCONSIN
LAND SURVEY

Project Scope: Modifications to the existing sunroom
Removal of the existing sunroom ceiling, skylights, roof, and -3- perimeter walls down to the floor
SAVE floor as is: floor system and finish flooring.
Owner to be responsible for removal of the exiting flooring, and reinstallation.
Room to be rebuilt atop the existing foundation and floor system.
Standard 8ft tray ceiling.(AWR 1)
Install new gable roof, walls, siding, insulation, shingles, gutters and downspouts
Update the electrical.Fan/Light. (4) Recessed lights on dimmer (AWR 2)
New Pella brand fiberglass white double casement windows: -2- on the north wall; -1- on the east wall; -1- on the west wall. 4ft H x 5ft W (approximate)

DEMOLITION

- Sunroom -3- perimeter walls down to the floor system
- Skylights & Roof

SAVE the following items as shown on the Construction Documents.

- Floor and floor system:
  - owner to remove and reinstall finish flooring
- **BUILD ON EXISTING FOUNDATION LOCATION**

WALL FRAMING

*Install walls for :

- Sunroom / windows

ROOF FRAMING

Install :2x (8) @ 16" O/C : ceiling and rafters, collar ties
3-1/2 /12 pitch
2x10 ridge beam
install proper ceiling and walls ties for new TRAY (3' EACH SIDE) FLAT IN CENTER (AWR1) ceiling over the sunroom

ROUGH ELECTRICAL

*(1) ceiling fan box(es) for Owner supplied ceiling light/ fan
*(3) 4 ft electric baseboard heater(s) on a thermostat for supplemental heating
AWR 2 - 4 recessed lights on dimmer

ROOFING

- Install:
  - DIMENSIONAL SHINGLES - MATCH EXISTING AS CLOSE AS POSSILBE
    ALUMINUM SOFFITS
    FLASHING INTERWEAVE SHINGLES

EXTERIOR WINDOWS

MANUFACTURER: Pella brand, Impervia style
TYPE: Double- Casement
(4) units: -2- on the north wall (both open) ; -1- on the east wall (3 - center opens/sides fixed); -2- on the west wall(3 - center opens/sides fixed) - Approximate size: 4ftH x 5ftW
OPTION: Build 10" Transom above north windows - size - TBD (AWR 3)

INSULATION

*5.5 CLOSED CELL FOAM ATTIC INSULATION FOR TRAY (3' EACH SIDE) FLAT IN CENTER (AWR 1) ceilings as shown on the Construction Documents.
*spray foam insulation at all new and rebuilt 2x4 exterior wall sections as shown on the Construction Documents.

EXTERIOR TRIM

*Install siding on the:
TYPE: double 4", with "J" channel
MATERIAL: vinyl, to match existing close as standard supplies allow
COLOR: single standard color selection to match existing as close as current supplies allow
BOTTOM PERIMETER: Install 1x6 Azek board
CORNERS: Install 4" 1X corners

DRYWALL

Install 1/2" standard gypsum drywall with three (3) coats finish over tape joints Provide sand texture finish

SOFTPLAN ARCHITECTURAL DESIGN SOFTWARE
PHONE:
FAX:
MOBILE:

SECTION LETTER
A
1 1
PAGE NUMBERS

Jaclyn Zigan
1832 W. Woodside Lane
Mequon
WI
53092
PHONE: 414.916.8646
FAX:
MOBILE:
ziganz@aol.com

DRAWN BY:
SCALE: As Noted
DATE: Friday, March 20, 2026
PAGE: 1/10
DISCRIPTION

SOFTPLAN
ARCHITECTURAL DESIGN SOFTWARE

PHONE:
FAX:
MOBILE:

A
1 1
SECTION LETTER
PAGE NUMBERS

Jaclyn Zigan
1832 W. Woodside Lane
Mequon
WI
53092
PHONE: 414.916.8646
FAX:
MOBILE:
ziganz@aol.com

DRAWN BY:
SCALE: As Noted
DATE: Friday, March 20, 2026

PAGE: 2/10
EXISTING PICTURES

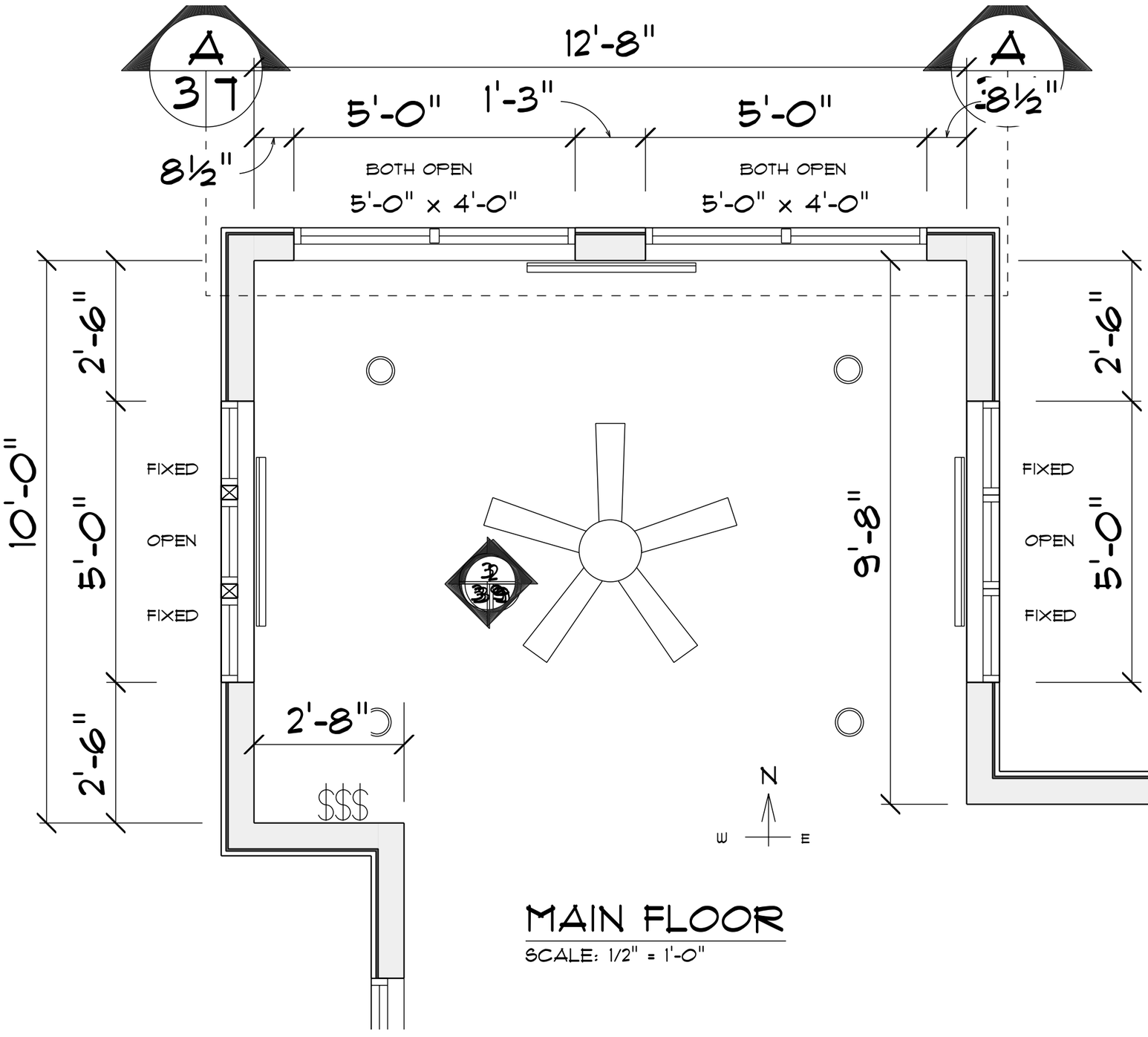

MAIN FLOOR

SCALE: 1/2" = 1'-0"

LOCATION: sunroom
MANUFACTURER: Pella brand, Impervia style
TYPE: Double- Casement
(4) units:
-2- on the north wall
(DOUBLE - BOTH OPEN);
-1- on the east wall
(TRIPLE - CENTER OPEN/SIDES FIXED);
-2- on the west wall
(TRIPLE - CENTER OPEN/SIDES FIXED)
Approximate size: 4ftH x 5ftW
EXTERIOR: (white) fiberglass
INTERIOR: factory finish white
HARDWARE: (white) handles, locks
Fold-away crank
Wash hinges; hardware, standard
GLAZING: Insulated Dual Low E, Advanced Low E, argon
JAMB: 4-9/16"
INTERIOR TRIM: see Specifications Code 5100
GRIDS: none
SCREEN: Full screen (WINDOWS THAT OPEN ONLY), inview

OPTION: Build 10" Transom above north windows - size - TBD (AWR 3)

Jaclyn Zigan
1832 W. Woodside Lane
Mequon WI 53092
PHONE: 414.916.8646
FAX:
MOBILE:
ziganz@aol.com

DRAWN BY:
PAGE: 3/10
SCALE: 1/2" = 1'-0"
DATE: Friday, March 20, 2026
PROPOSED SUNROOM

SECTION LETTER
PAGE NUMBERS
A
1 1

SOFTPLAN ARCHITECTURAL DESIGN SOFTWARE

PHONE:
FAX:
MOBILE:

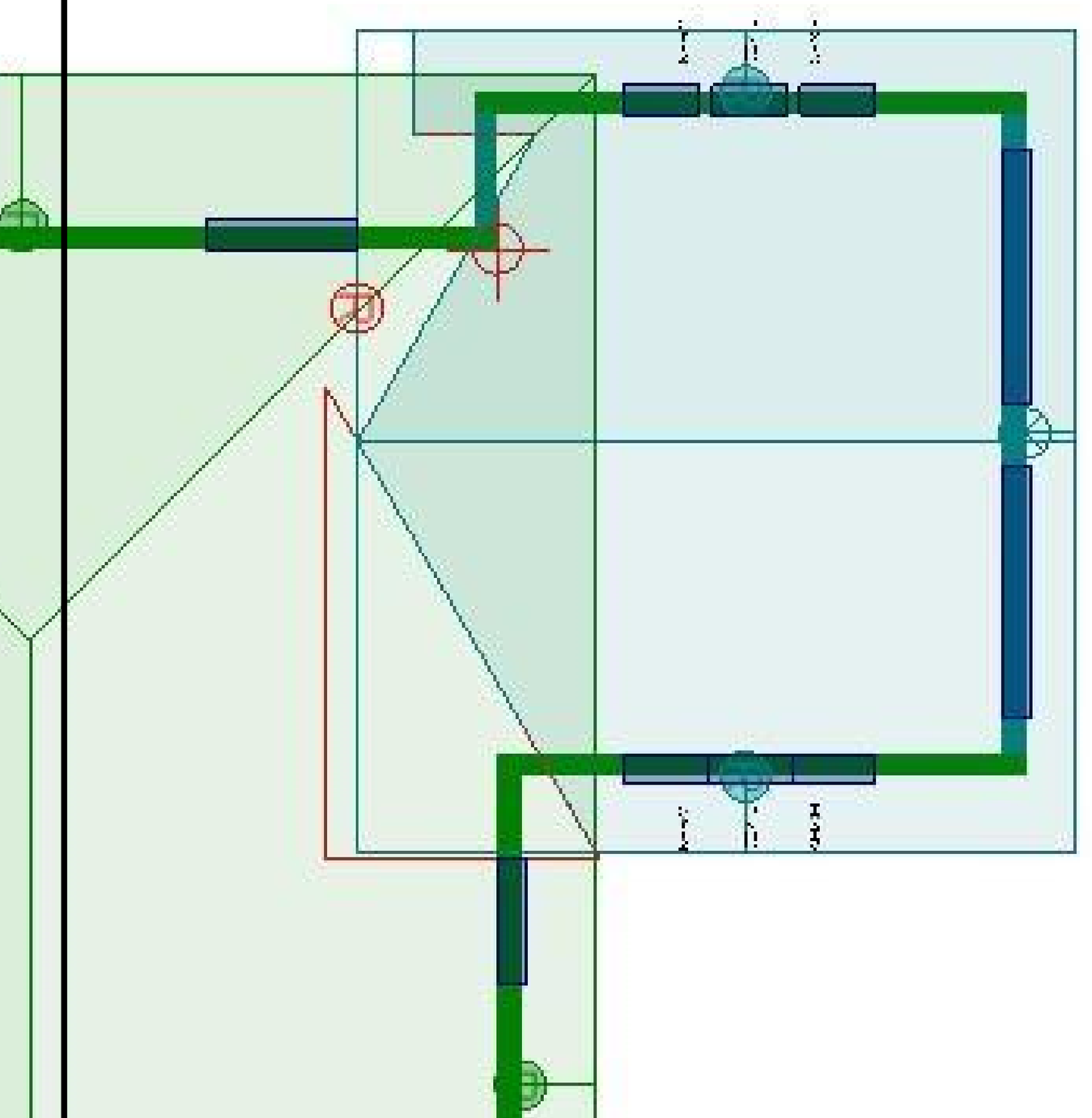

SOFTPLAN
ARCHITECTURAL DESIGN SOFTWARE

PHONE:
FAX:
MOBILE:

A
1 1
SECTION LETTER
PAGE NUMBERS

Jaclyn Zigan
1832 W. Woodside Lane
Mequon
WI
53092
PHONE: 414.916.8646
FAX:
MOBILE:
ziganz@aol.com

DRAWN BY:
SCALE: As Noted
DATE: Friday, March 20, 2026

PAGE: 4/10 ROOF

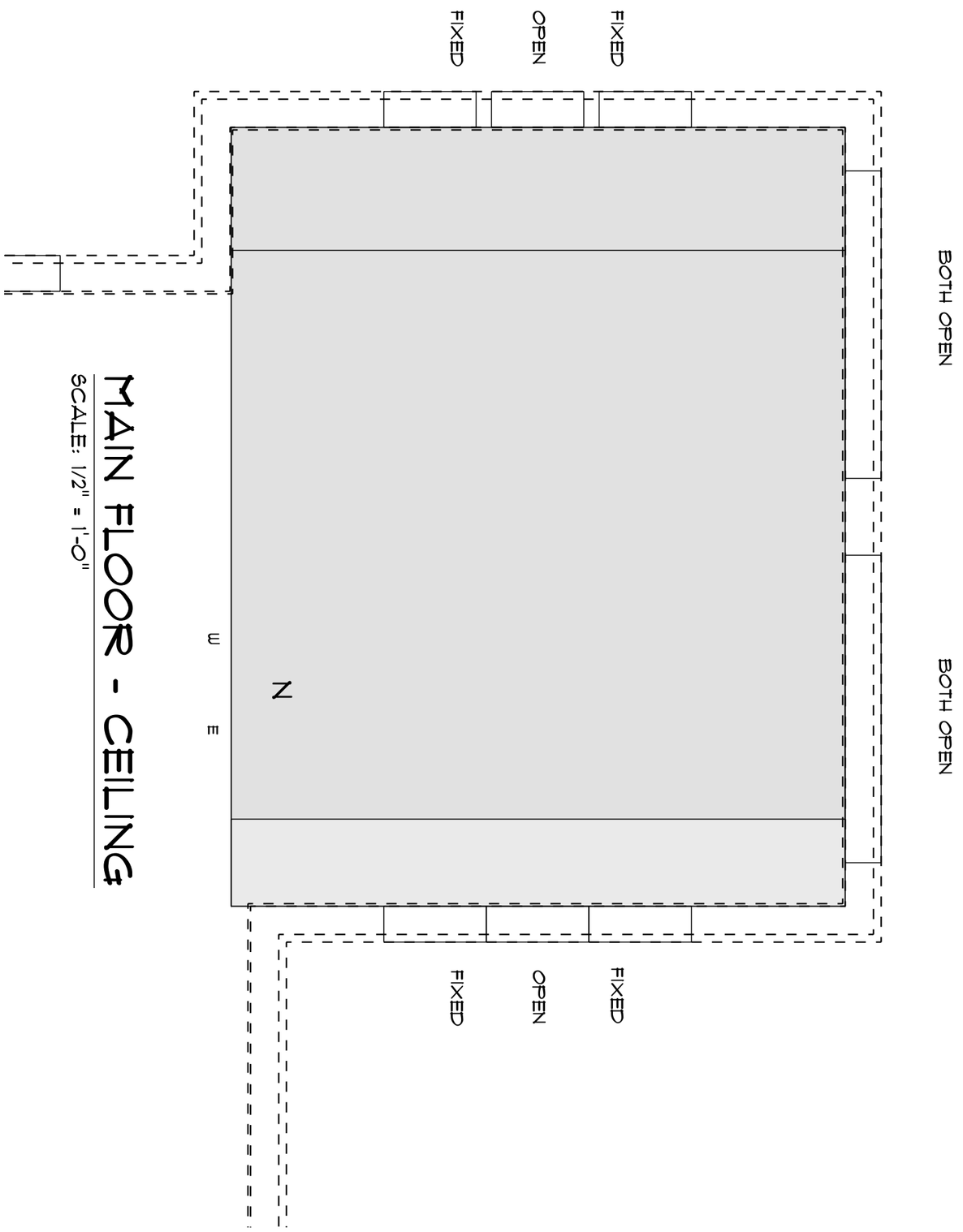

MAIN FLOOR - CEILING

SCALE: 1/2" = 1'-0"

SOFTPLAN
ARCHITECTURAL DESIGN SOFTWARE

PHONE:
FAX:
MOBILE:

A
1 1
SECTION LETTER
PAGE NUMBERS

Jaclyn Zigan
1832 W. Woodside Lane
Mequon
WI
53092
PHONE: 414.916.8646
FAX:
MOBILE:
ziganz@aol.com

DRAWN BY:
SCALE: 1/2" = 1'-0"
DATE: Friday, March 20, 2026

PAGE: 5/10 CEILING

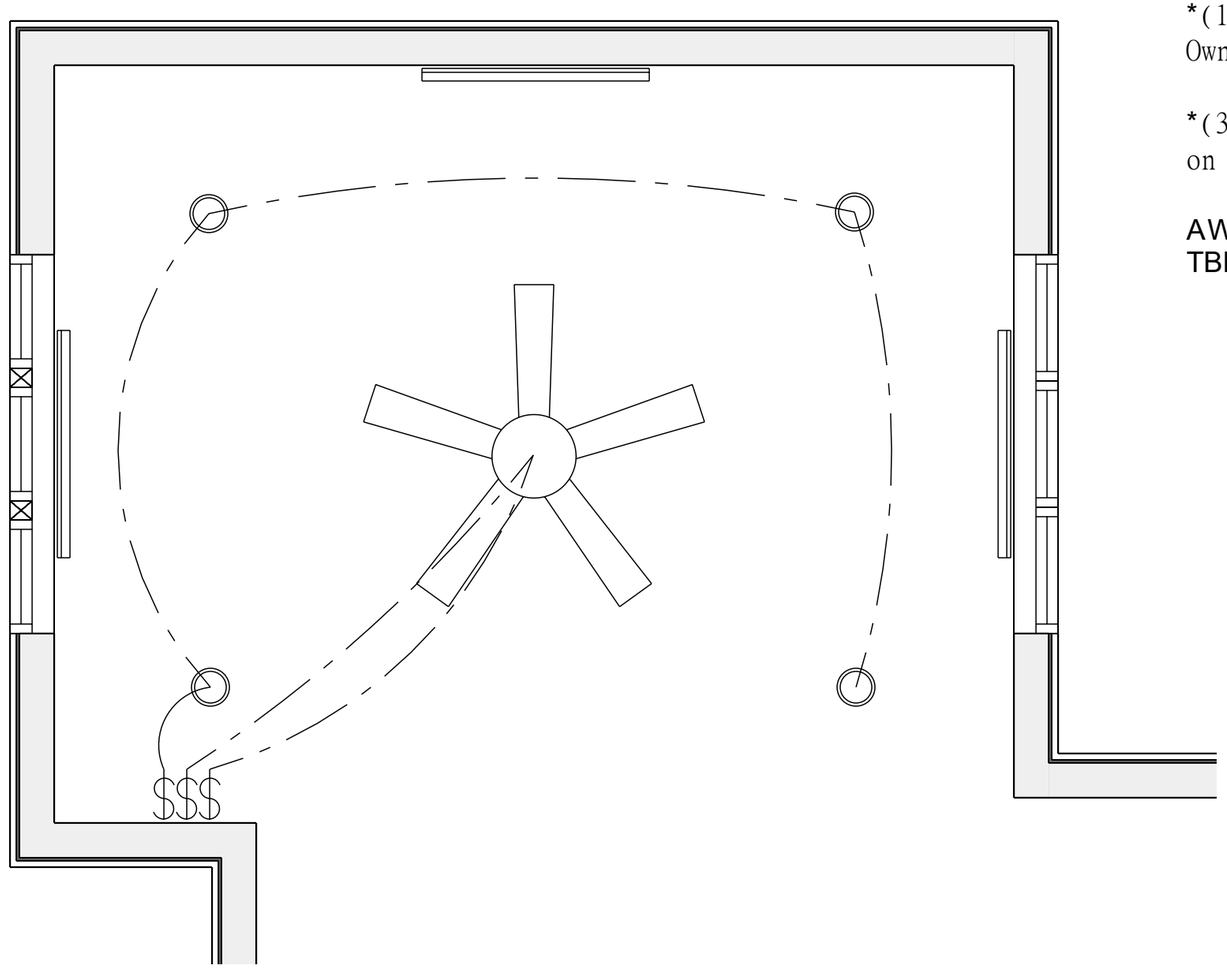

MAIN FLOOR - ELECTRICAL

SCALE: 1/2" = 1'-0"

ELECTRICAL

*(1) ceiling fan box(es) for
Owner supplied ceiling light/ fan

*(3) 4 ft electric baseboard heater(s)
on a thermostat for supplemental heating

AWR 2 - 4 recessed lights on dimmer - Placement
TBD with Homeowners

Jaclyn Zigan
1832 W. Woodside Lane
Mequon
WI
53092
PHONE: 414.916.8646
FAX:
MOBILE:
ziganz@aol.com

PAGE: 6/10 ELECTRICAL

DRAWN BY:

SCALE: 1/2" = 1'-0"

DATE: Friday, March 20, 2026

SECTION LETTER
PAGE NUMBERS
A
1 1

SOFTPLAN ARCHITECTURAL DESIGN SOFTWARE

PHONE:
FAX:
MOBILE:

TYPICAL ROOF
ASPHALT SHINGLES
15LB FELT
1/2" SHEATHING C/W H CLIPS
2X4 COLLAR TIES
9 1/2" MICROLAM
7/16" OSB DECKING
2X8 RAFTERS @16 OC
1/2" OSB
SPRAY FOAM
6 MIL POLY V.B.
5/8" OSB BOARD
TAPED & SANDED

CONTINUOUS EAVE PROTECTION
(2 COURSE)
PRE-FINISHED ALUMINUM GUTTER
& EAVE FLASHING
MATCH EXISTING FASCIA & SOFFIT

HURRICANE FASTENERS
2 2X6 TOP PLATES

TYPICAL 2X6 LP SIDING
EXTERIOR WALL
LP SIDING (MATCH EXISTING)
1" AIR SPACE
1/2" SHEATHING
AIR BARRIER
2X6 STUDS @ 16OC
1/2" OSB
SPRAY FOAM
6MIL POLY V. B.
1/2" GYPSUM BOARD
TAPED & SANDED
2X6 BOTTOM PLATE

FLOOR SYSTEM
RE-USE EXISTING

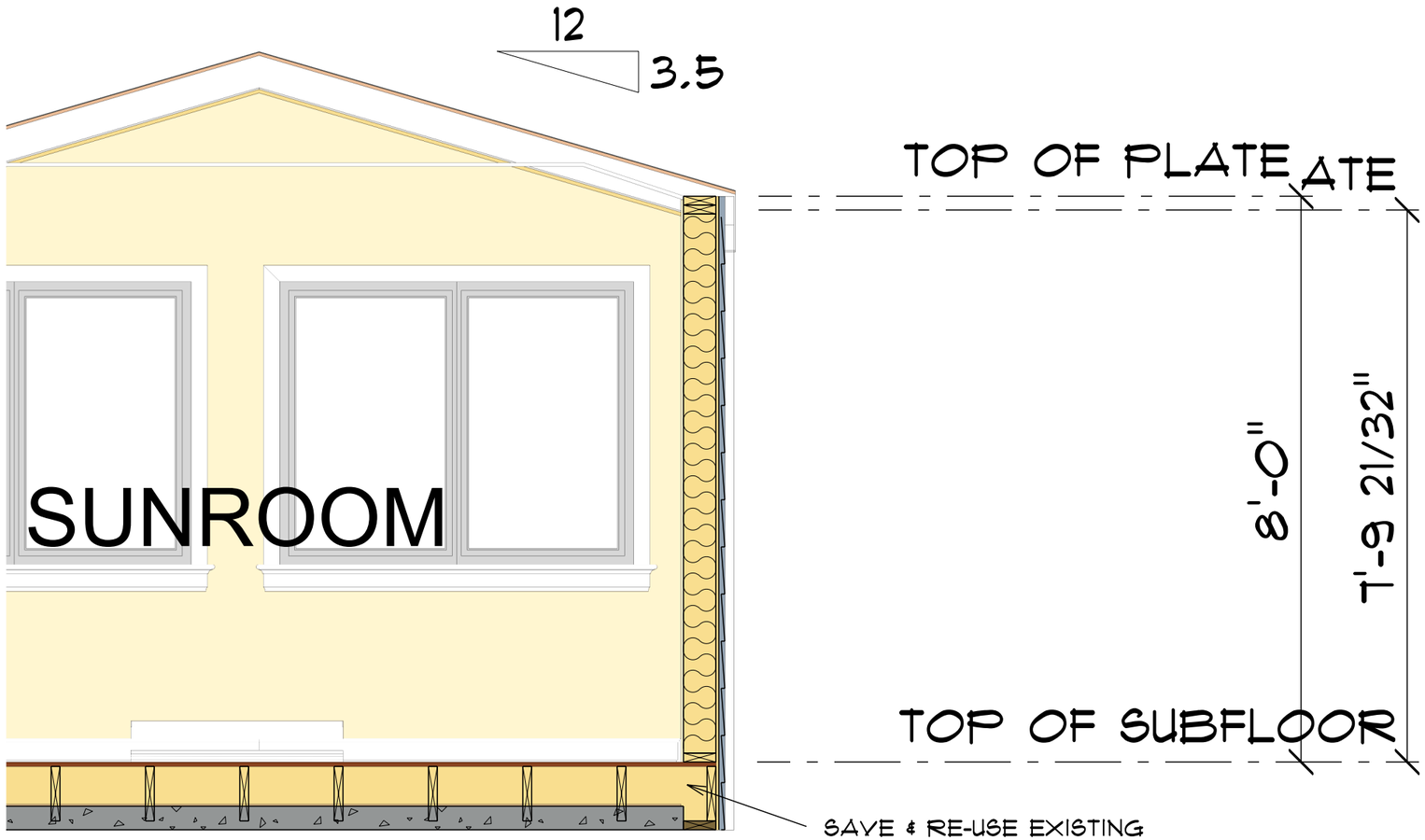

A/3|7 CROSS SECTION A
SCALE: 1/2" = 1'-0"

Jaclyn Zigan
1832 W. Woodside Lane
Mequon
WI
53092
PHONE: 414.916.8646
FAX:
MOBILE:
ziganz@aol.com

PAGE: 7/10 VIEWS
DRAWN BY:
SCALE: 1/2" = 1'-0"
DATE: Friday, March 20, 2026

SECTION LETTER
PAGE NUMBERS
A|1|1

SOFTPLAN
ARCHITECTURAL DESIGN SOFTWARE

PHONE:
FAX:
MOBILE:

SOFTPLAN
ARCHITECTURAL DESIGN SOFTWARE

PHONE:
FAX:
MOBILE:

A
1 1
SECTION LETTER
PAGE NUMBERS

Jaclyn Zigan
1832 W. Woodside Lane
Mequon
WI
53092
PHONE: 414.916.8646
FAX:
MOBILE:
ziganz@aol.com

DRAWN BY:
SCALE: As Noted
DATE: Friday, March 20, 2026

PAGE: 8/10 PERSPECTIVES



1/3/9 WEST WALL
SCALE: 3/8" = 1'-0"

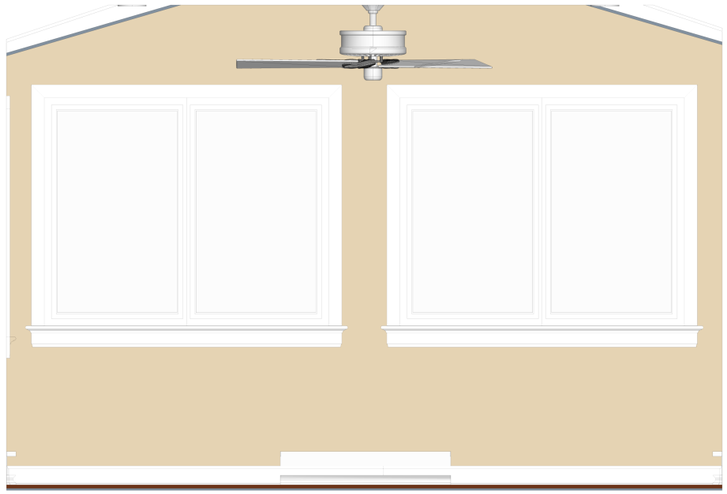

2/3/9 SUNROOM NORTH
SCALE: 3/8" = 1'-0"



3/3/9 EAST WALL
SCALE: 3/8" = 1'-0"

INTERIOR ELEVATIONS

Jaclyn Zigan
1832 W. Woodside Lane
Mequon
WI
53092
PHONE: 414.916.8646
FAX:
MOBILE:
ziganz@aol.com

DRAWN BY:
PAGE: 9/10
SCALE: 3/8" = 1'-0"
DATE: Friday, March 20, 2026
INTERIOR ELEVATIONS

SECTION LETTER
PAGE NUMBERS
A 1/1

SOFTPLAN ARCHITECTURAL DESIGN SOFTWARE

PHONE:
FAX:
MOBILE:



WEST ELEVATION

SCALE: 1/4" = 1'-0"

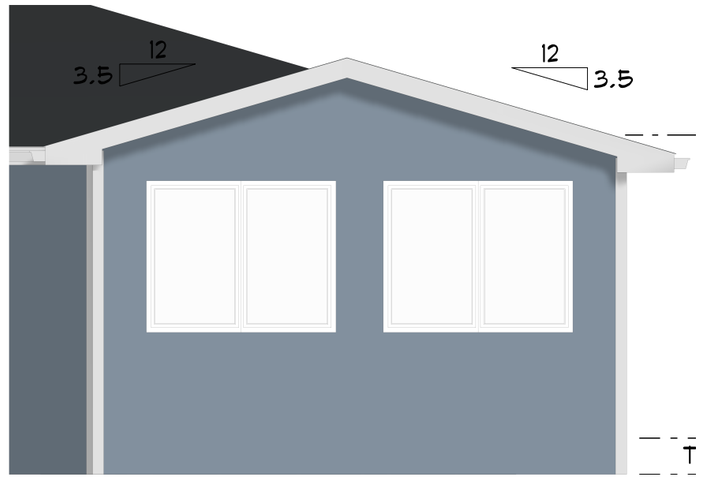

NORTH ELEVATION

SCALE: 1/4" = 1'-0"

EAST ELEVATION

SCALE: 1/4" = 1'-0"

EXTERIOR ELEVATIONS

Jaclyn Zigan
1832 W. Woodside Lane
Mequon
WI
53092
PHONE: 414.916.8646
FAX:
MOBILE:
ziganz@aol.com

DRAWN BY:

SCALE: 1/4" = 1'-0"

DATE: Friday, March 20, 2026

PAGE: 10/10

EXTERIOR ELEVATIONS

SECTION LETTER

PAGE NUMBERS

A
1 1

SOFTPLAN ARCHITECTURAL DESIGN SOFTWARE

PHONE:
FAX:
MOBILE:

11333 N. Cedarburg Road
Mequon, WI 53092-1930
Phone: 262/236-2914
Fax: 262/242-9655

www.cityofmequonwi.gov **Inspections**

TO: **Architectural Board**
FROM: **Karen Heil, Administrative Assistant**
DATE: **April 13, 2026**
SUBJECT: **David & Cindy Werner**
Master Suite Addition at 9705 N. Lamplighter Lane
Subdivision: Range Line Valley
Contractor: TBD / Architect: Angela Westmore LLC
District 7 - 8:15 pm

Attachments:
Statement of Intent, Survey, Pictures, Plans

angela westmore llc
1234 N Prospect Avenue
Milwaukee WI 53202
angela c: 262-227-9711

ARCHITECTURAL BOARD SUBMITTAL – CITY OF MEQUON

Property:	9705 N Lamplighter Lane
Submittal Date:	March 23, 2026
Hearing Date:	April 13, 2026

STATEMENT OF INTENT

This application proposes a first-floor, single story, Primary Suite Addition intended for long-term residential use and aging-in-place functionality. The layout features a private Bedroom area with the Bathroom and Closets serving as acoustical buffers to the home's public living areas. The site plan optimizes the existing favorable grade and constitutes a seamless transition between the new and original structures. Landscape impacts are minimal; the proposal includes the removal of (1) high-risk tree nearing the end of its life cycle and the relocation of (1) smaller ornamental specimen. The addition's massing respects the established setbacks while maintaining the integrity of existing fenestrations where desired. Design elements include articulated wall offsets on the North and South Elevations to enhance the home's overall profile. The new fenestration styles and rhythm along with the proposed roof lines coordinate with the existing structure.

PROPERTY SURVEY

PROPERTY DESCRIPTION: (Per Document No: 494210)
Lot Thirty-two (32) of Range Line Valley, being a subdivision of part of the Southeast 1/4 of Section 36, Township 9 North, Range 21 East, in the City of Mequon, Ozaukee County, Wisconsin.

TITLE POLICY: Being provided with or without a Title Policy does not make this Property Survey an ALTA/NSPS Survey, therefore, without performing an ALTA/NSPS Survey this PROPERTY SURVEY does not guarantee the existence, size and location of any easements, encumbrances, restrictions or other facts that could otherwise be disclosed by an ALTA/NSPS Survey.

Conversion Table	
Decimal to Inches	Inches to Decimal
0.1' = 1¼"	1" = 0.083'
0.2' = 2½"	2" = 0.166'
0.3' = 3½"	3" = 0.250'
0.4' = 4¾"	4" = 0.333
0.5' = 6"	5" = 0.416'
0.6' = 7¼"	6" = 0.500'
0.7' = 8½"	7" = 0.583'
0.8' = 9½"	8" = 0.666'
0.9' = 10½"	9" = 0.750'
1.0' = 12"	10" = 0.833'
	11" = 0.916'
	12" = 1.000'

0 15' 30'
Scale: 1"=30'

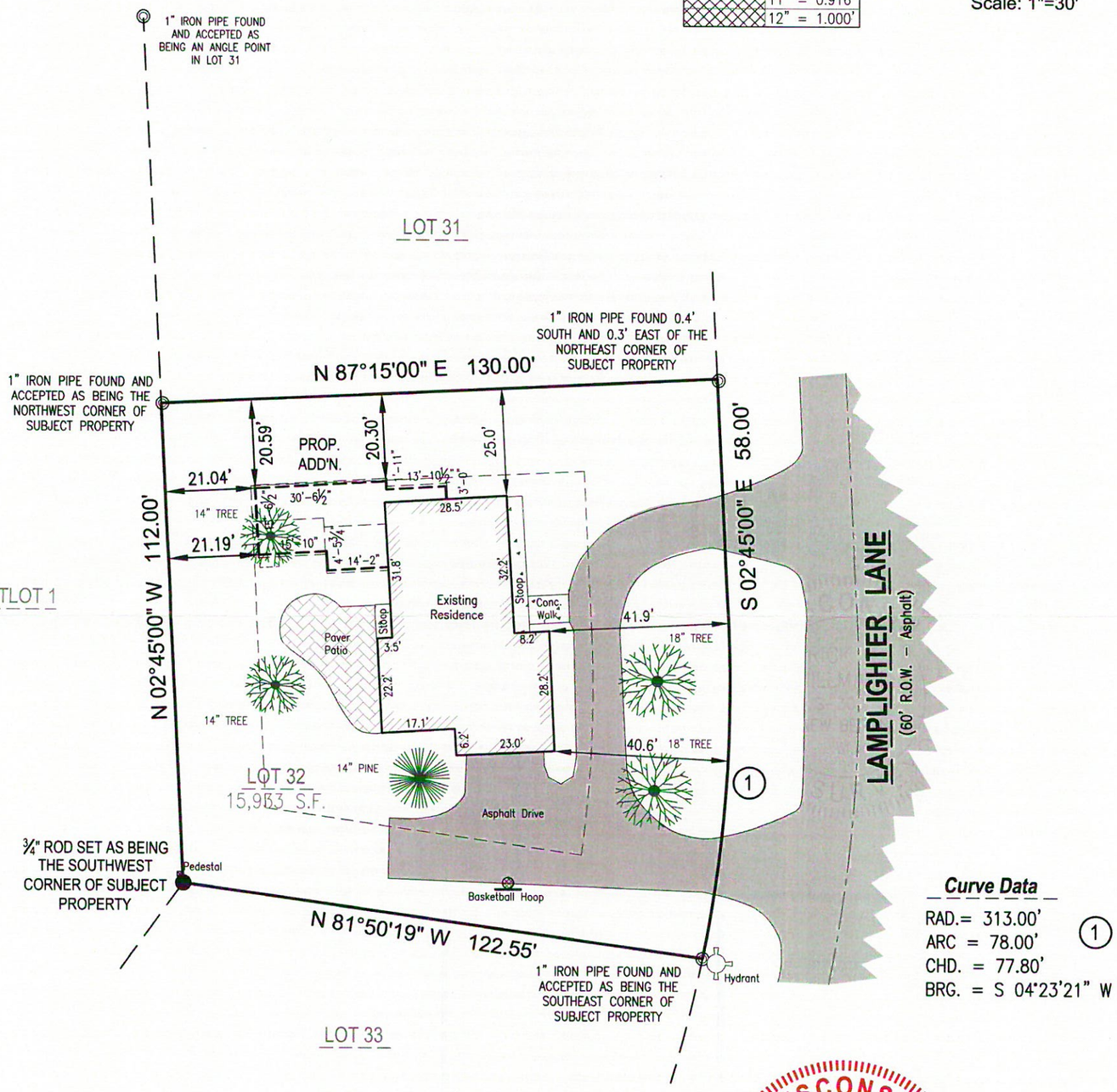

Curve Data
RAD.= 313.00'
ARC = 78.00'
CHD. = 77.80'
BRG. = S 04°23'21" W

WISCONSIN
RICK R. HILLMANN
S-3005
NEW BERLIN
WI.
LAND SURVEYOR

LEGAL NOTICE: UNAUTHORIZED REVISIONS, MODIFICATIONS, ALTERATIONS, AND OR MAKING CHANGES OF ANY KIND AND THEN USE AND OR DISTRIBUTE THIS MAP, MEAD & HUNT'S NAME, OR THE SURVEYOR'S NAME NAMED ON THIS MAP WITHOUT CONSENT MAY BE A FEDERAL OFFENSE IN VIOLATION OF COPYRIGHT AND OR PLAGIARISM LAWS WHICH MAY RESULT IN LEGAL ACTION.

PROPERTY OWNER:
David and Cindy Werner
9705n Lamplighter Lane,
Mequon, WI. 53092

Revised: March 18, 2026
(Revised proposed Addition)
Revised: March 16, 2026
(Added proposed Addition)
Map Dated: 11/13/25

Mead & Hunt
6737 W. Washington Street
Suite 3500, West Allis, WI. 53214
(414) 755-1110
www.meadhunt.com

CLIENT:
Angela Westmore, LLC
1234 N. Prospect Avenue
Milwaukee, WI 53202

SURVEY DATA:
Tax Key No.: 14-100-0032.000
Address: 9705N Lamplighter Lane
Project No.: 4669254-253537.01

LEGEND
(M) - Measured Data (Field Measured)
(R) - Recorded Data (Metes n Bounds Descriptions)
(P) - Platted Data (Subdivision Data)
(C) - Computed Data
(CSM) - CSM Data (Certified Survey Map)
(D.O.T.) - D.O.T. Data (Department of Transportation)

I HEREBY CERTIFY THAT I HAVE SURVEYED THE ABOVE-DESCRIBED PROPERTY AND IN MY PROFESSIONAL OPINION THIS MAP IS A TRUE REPRESENTATION THEREOF AND IS MADE IN ACCORDANCE WITH THE RECORDS OF THE REGISTER OF DEEDS AS NEARLY AS PRACTICAL. THIS SURVEY COMPLIES WITH WISCONSIN ADMINISTRATIVE CODE AE-7 EXCEPT FOR THOSE ITEMS WAIVED, IF ANY, AND IS BOUND BY WISCONSIN STATE STATUTE 893.37 THAT DEFINES STATUTE OF LIMITATIONS IN REGARD TO SURVEYS.

Rick R. Hillmann S-3005

Field Work Dated: November 11, 2025

X:\4669254\253537.01\TECH\SURVEY\DWG N PDFS\MEQ_N 9705 LAMPLIGHTER LN_.DWG

9705

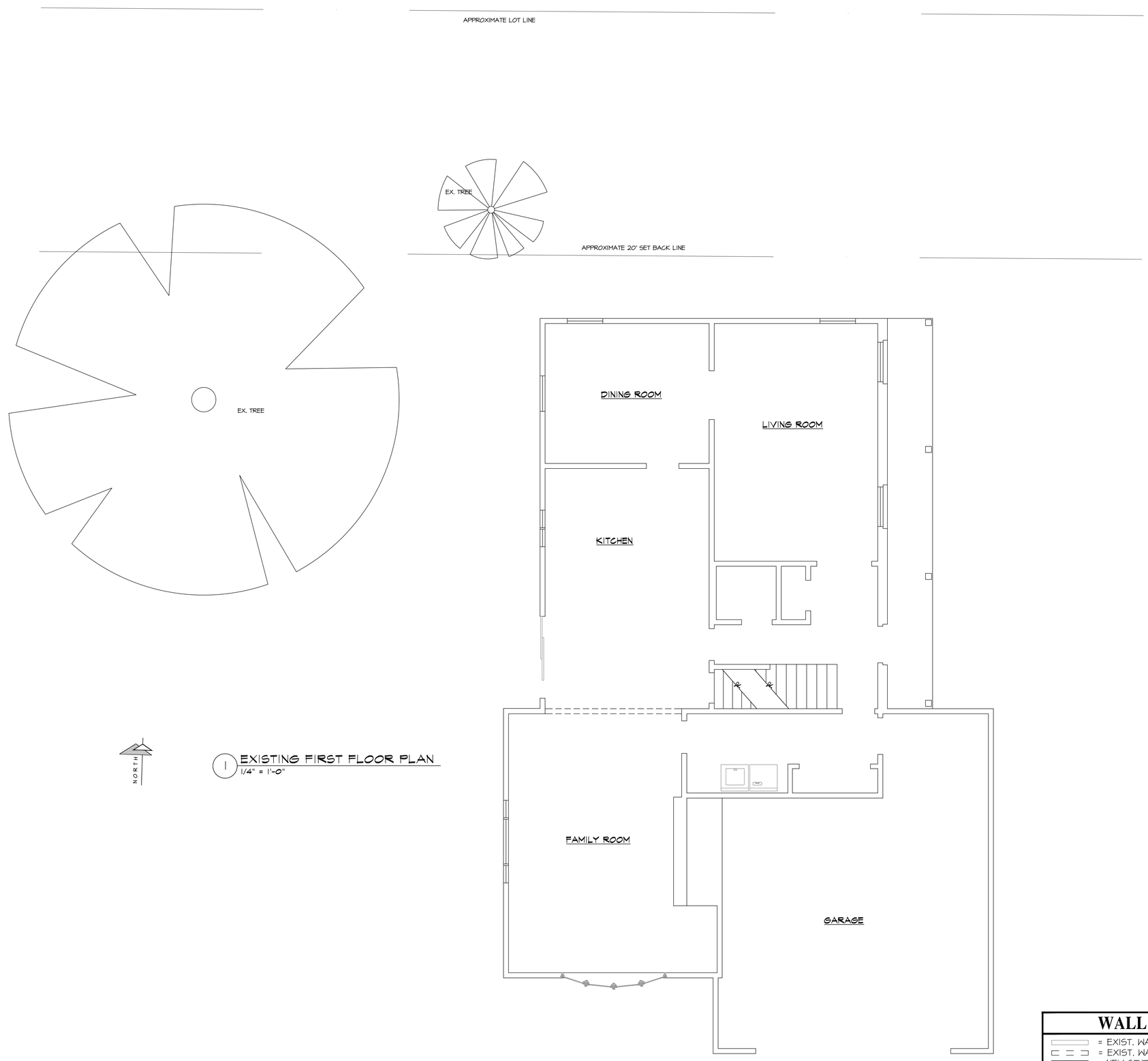

1 EXISTING FIRST FLOOR PLAN
1/4" = 1'-0"

WALL KEY:

= EXIST. WALL TO REMAIN
= EXIST. WALL TO BE REMOVED
= NEW STUD WALL

patera
ARCHITECTURE + ENGINEERING
4040 N. Calhoun Road Suite #200 • Brookfield, WI 53005
(OFFICE) 262-786-6776

REVISIONS:
11-19-25 REV. W/ OPTION C
12-2-25 PRELIM.
1-9-26 Revisions
1-21-26 Revisions
3-17-26 REVISIONS
-

WERNER ADDITION

9705 LAMPLIGHTER LANE
MEQUON, WI 53092

SHEET TITLE: EXISTING FLOOR PLAN

EX-1

DATE: 10-23-25

PROJECT NUMBER: 25-451

COPYRIGHT: PATERA LLC...IT IS UNLAWFUL FOR ANYONE TO USE OR REPRODUCE BY ANY MEANS ALL OR ANY PORTION OF THESE CONSTRUCTION DOCUMENTS WITHOUT THE EXPRESSED WRITTEN PERMISSION OF PATERA LLC.

1 EXISTING WEST ELEVATION
1/4" = 1'-0"

2 EXISTING NORTH ELEVATION
1/4" = 1'-0"

3 EXISTING SOUTH ELEVATION
1/4" = 1'-0"

4 EXISTING EAST ELEVATION
1/4" = 1'-0"

WALL KEY:

= EXIST. WALL TO REMAIN
= EXIST. WALL TO BE REMOVED
= NEW STUD WALL

patera
ARCHITECTURE + ENGINEERING
4040 N. Calhoun Road Suite #200 • Brookfield, WI 53005
(OFFICE) 262-786-6776

REVISIONS:
11-19-25 REV. W/ OPTION C
12-2-25 PRELIM.
1-9-26 Revisions
1-21-26 Revisions
3-17-26 REVISIONS
-

WERNER ADDITION

9705 LAMPLIGHTER LANE
MEQUON, WI 53092

SHEET TITLE:
EXISTING EXTERIOR ELEVATIONS

EX-2

DATE: 10-23-25

PROJECT NUMBER: 25-451

COPYRIGHT: PATERA LLC...IT IS UNLAWFUL FOR ANYONE TO USE OR REPRODUCE BY ANY MEANS ALL OR ANY PORTION OF THESE CONSTRUCTION DOCUMENTS WITHOUT THE EXPRESSED WRITTEN PERMISSION OF PATERA LLC.

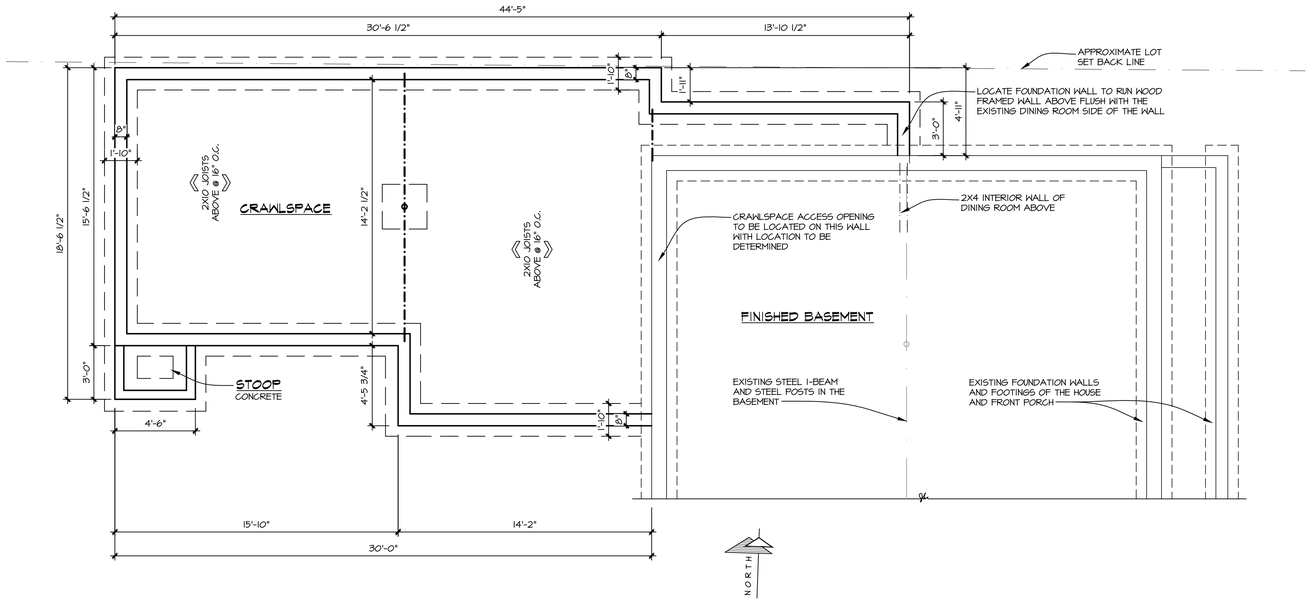

1 PROPOSED FOUNDATION PLAN
1/4" = 1'-0"

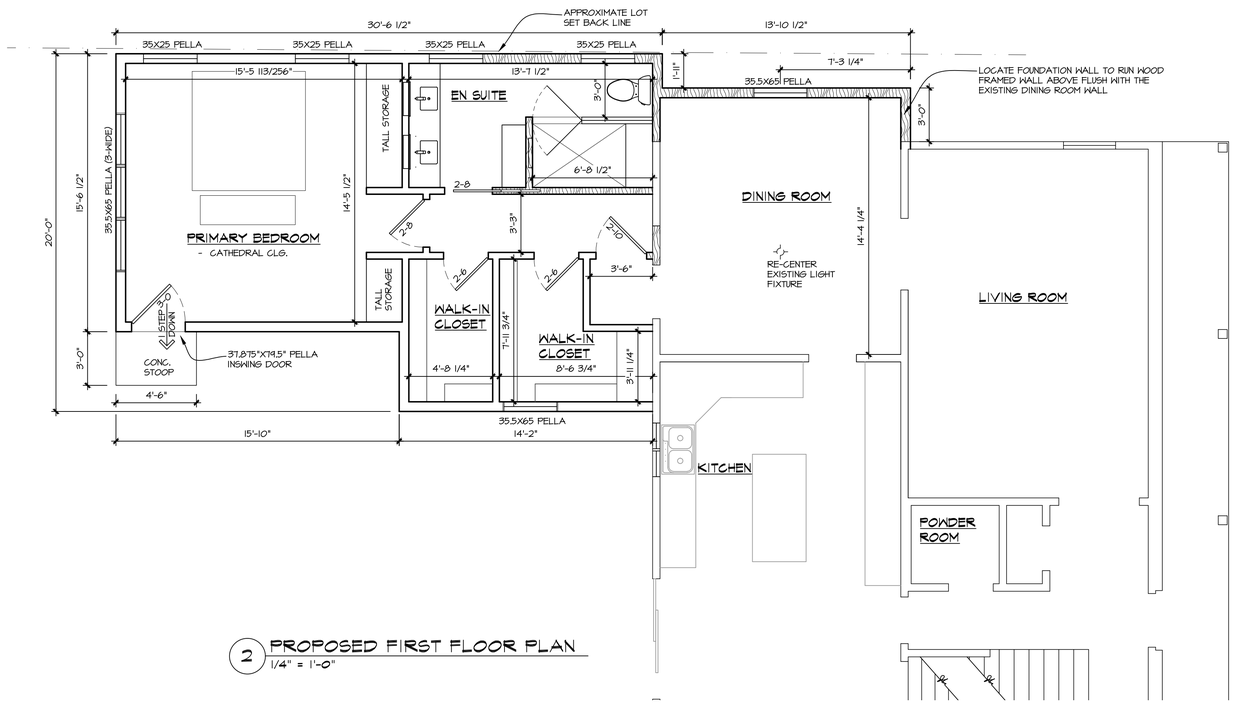

2 PROPOSED FIRST FLOOR PLAN
1/4" = 1'-0"

GENERAL NOTES

1. THE DESIGNER MAINTAINS NO RESPONSIBILITY FOR THE GENERAL CONTRACTOR, SUBCONTRACTORS, OR THOSE WORKING IN SUCH CAPACITIES, FOR THE METHODS USED, OR LACK THEREOF, IN THE EXECUTION OF THE WORK AND SAFETY PROCEDURES AND PRECAUTIONS TAKEN AT THE PROJECT SITE.
2. CONTRACTORS SHALL ASSUME FULL RESPONSIBILITY - UNRELIEVED BY REVIEW OF SHOP DRAWINGS NOR BY SUPERVISION OR PERIODIC OBSERVATION OF CONSTRUCTION FOR COMPLIANCE WITH THE CONTRACT DOCUMENTS - FOR DIMENSIONS TO BE CONFIRMED AND CORRELATED ON THE JOB SITE AND BETWEEN INDIVIDUAL DRAWINGS OR SETS OF DRAWINGS, FOR FABRICATION PROCESSES AND CONSTRUCTION TECHNIQUES (INCLUDING EXCAVATION, SHORING AND SCAFFOLDING, BRACING, ERECTION, FORM WORK, ETC.); FOR COORDINATION OF THE VARIOUS TRADES; FOR SAFE CONDITIONS ON THE JOB SITE; AND FOR THE PROTECTION OF THE PEOPLE AND PROPERTY AT THE JOB SITE.
3. THE INFORMATION CONTAINED ON THE DRAWINGS IS IN ITSELF INCOMPLETE, AND VOID UNLESS USED IN CONJUNCTION WITH ALL THE SPECIFICATIONS, TRADE PRACTICES, OR APPLICABLE STANDARDS, CODES, ETC., INCORPORATED THEREIN BY REFERENCE, OF WHICH THE CONTRACTOR CERTIFIES KNOWLEDGE BY SIGNING THE CONTRACT.
4. UNLESS NOTED OTHERWISE, ALL DETAILS, SECTIONS, AND NOTES ON THE DRAWINGS ARE INTENDED TO BE TYPICAL FOR SIMILAR SITUATIONS ELSEWHERE
5. UNLESS OTHERWISE SHOWN OR NOTED, THE GENERAL CONTRACTOR SHALL BE RESPONSIBLE FOR COORDINATING THE LOCATION AND THE PLACEMENT OF ANY INSERTS, HANGERS, PIPE SLEEVES, HOLES OR ANCHOR BOLTS THAT ARE REQUIRED BY THE MECHANICAL OR ELECTRICAL EQUIPMENT.
6. THE CONTRACTOR SHALL COMPLY WITH THE LATEST OCCUPATIONAL SAFETY HEALTH ACT REQUIREMENTS.
7. ALL STATE OF WISCONSIN, LOCAL AND O.S.H.A. SAFETY CODES SHALL BE A PART OF THESE PLANS, AND IT SHALL BE THE RESPONSIBILITY OF THE GENERAL CONTRACTOR TO SEE THAT ALL PARTIES THAT WORK AT OR VISIT THE JOB SITE COMPLY WITH SAME.
8. 1/2" OSB SHALL BE NAILED TO TRUSSES AT A MAXIMUM OF 8" O.C.. STEEL H-CLIPS SHALL BE USED BETWEEN TRUSSES
9. ALL WOOD FOR EXTERIOR WALLS, INTERIOR BEARING WALLS SHALL BE SPF-#2 GRADE OR BETTER UNLESS OTHER WISE NOTES. FLOOR JOIST SHALL BE ENGINEERED JOIST. ALL WOOD REQUIRED TO COMPLETE THE ROOF SHALL BE PER ROOF TRUSS MANUFACTURER SPECIFICATIONS.
10. DESIGN DATA:
    LIVE LOAD ROOF 30#/SQ.FT. WIND LOAD 20#/SQ.FT.
    LIVE LOAD FLOOR 40#/SQ.FT. LIVE LOAD STAIRS 40#/SQ.FT.
    CONCRETE 3000 PSI
    REINFORCED STEEL YIELD 60,000 PSI. CRSI SPECIFICATIONS.
    ASSUMED SOIL PRESSURE 3000 PSF.
    COMPACTION OF ANY FILL REQUIRED UNDER FLOOR SHALL BE TO 95% MAXIMUM DENSITY AS DETERMINED BY MODIFIED PROCTOR TEST (ASTM 1557). THIRD PARTY TESTS SHALL BE REQUIRED TO BE FURNISHED TO DESIGNER TO INSURE THAT THE COMPACTION IS PER ABOVE.
11. ALL CONCRETE BLOCK SHALL BE STATE OF WISCONSIN APPROVED. BRICK SHALL BE SECURELY ATTACHED TO WOOD FRAMING WITH 22 GAUGE CORRUGATED GALVANIZED SHEET METAL TIES - 7/8" WIDE WITH AT LEAST ONE ANCHOR IN EVERY 2 SQUARE FEET OF WALL. MORTAR SHALL BE TYPE "M".
12. THERMAL PERFORMANCE BY OTHERS
13. VENTILATE ATTIC PER CODE.
14. ALL FRAMED WALLS IN PERIMETER OF BASEMENT (BOTH STRUCTURAL & FURRED WALLS) MUST BE INSULATED PER PLAN OR MINIMUM R-11 F.G. BATT.
15. TRUSS MANUFACTURER TO VERIFY FIREPLACE VENTING SPACE FOR ALL FIREPLACES.

PLAN NOTES:

1. ALTHOUGH EVERY EFFORT HAS BEEN MADE IN PREPARING THESE PLANS AND CHECKING THEM FOR ACCURACY, THE CONTRACTORS MUST REVIEW ALL DETAILS OF THEIR TRADES AND BE RESPONSIBLE FOR THE SAME.
2. DO NOT SCALE DIMENSIONS FROM DRAWINGS. CONSULT GENERAL CONTRACTOR OR THE ARCHITECT WITH ANY QUESTIONS.
4. FOR PLACEMENT OF HOUSE ON LOT REFER TO SURVEYORS DRAWINGS. GRADES SHOWN ON THESE PLANS ARE ASSUMED, CONFIRM ALL GRADES WITH SURVEY OR SITE VERIFY.
5. ALL INTERIOR WALLS ARE 4-1/2" UNLESS OTHERWISE NOTED
6. ALL EXTERIOR WALLS ARE 6-1/2" UNLESS OTHERWISE NOTED
7. PLACEMENT OF BUILDING COMPONENTS, MECHANICAL EQUIP., APPLIANCES AND ELECTRICAL COMPONENTS IS SUBJECT TO FIELD ADJUSTMENT. ACTUAL CONSTRUCTION MAY NOT CONFORM EXACTLY TO THE LOCATIONS INDICATED ON THESE DRAWINGS

CONTRACTOR TO FIELD VERIFY ALL DIMENSIONS AND THE EXACT LOCATION OF EXISTING PLUMBING, MECHANICAL, AND STRUCTURAL COMPONENTS AND ADJUST THE PLANS AS NECESSARY TO ACCOMMODATE.

SCOPE OF DRAWING:

THESE DRAWINGS INDICATE THE GENERAL SCOPE OF THE PROJECT IN TERMS OF ARCHITECTURAL DESIGN INTENT, THE DIMENSIONS OF THE BUILDING, THE MAJOR ARCHITECTURAL ELEMENTS AND THE TYPE OF STRUCTURAL, MECHANICAL AND ELECTRICAL SYSTEMS. THE DRAWINGS DO NOT NECESSARILY INDICATE OR DESCRIBE ALL WORK REQUIRED FOR FULL PERFORMANCE AND COMPLETION OF THE REQUIREMENTS OF THE CONTRACT. ON THE BASIS OF GENERAL SCOPE INDICATED OR DESCRIBED, THE TRADE CONTRACTORS SHALL FURNISH ALL ITEMS REQUIRED FOR THE PROPER EXECUTION AND COMPLETION OF THE WORK INTENDED.

SHEET INDEX:

SHEET G-1 PROPOSED SITE DEVELOPMENT PLAN & GENERAL NOTES
SHEET EX-1 EXISTING/DEMO FIRST & SECOND FLOOR PLANS
SHEET EX-2 EXISTING/DEMO FOUNDATION PLAN
SHEET EXISTING/DEMO LEFT & REAR ELEVATIONS
SHEET A-1 PROPOSED FOUNDATION PLAN
SHEET A-2 PROPOSED FIRST & SECOND FLOOR PLANS
SHEET A PROPOSED FRONT & RIGHT ELEVATIONS
SHEET PROPOSED SIDE ELEVATIONS

CONSTRUCTION

WALL KEY:

= EXIST. WALL TO REMAIN
= EXIST. WALL TO BE REMOVED
= NEW STUD WALL

patera
ARCHITECTURE + ENGINEERING
4040 N. Calhoun Road Suite #200 • Brookfield, WI 53005
(OFFICE) 262-786-6776

REVISIONS:
11-19-25 REV. W/ OPTION C
12-2-25 PRELIM.
1-9-26 Revisions
1-21-26 Revisions
3-17-26 REVISIONS
-

WERNER ADDITION

9705 LAMPLIGHTER LANE
MEQUON, WI 53092

SHEET TITLE:
PROPOSED FOUNDATION AND FIRST FLOOR PLANS

A-1

DATE: 10-23-25

PROJECT NUMBER: 25-451

COPYRIGHT: PATERA LLC...IT IS UNLAWFUL FOR ANYONE TO USE OR REPRODUCE BY ANY MEANS ALL OR ANY PORTION OF THESE CONSTRUCTION DOCUMENTS WITHOUT THE EXPRESSED WRITTEN PERMISSION OF PATERA LLC.

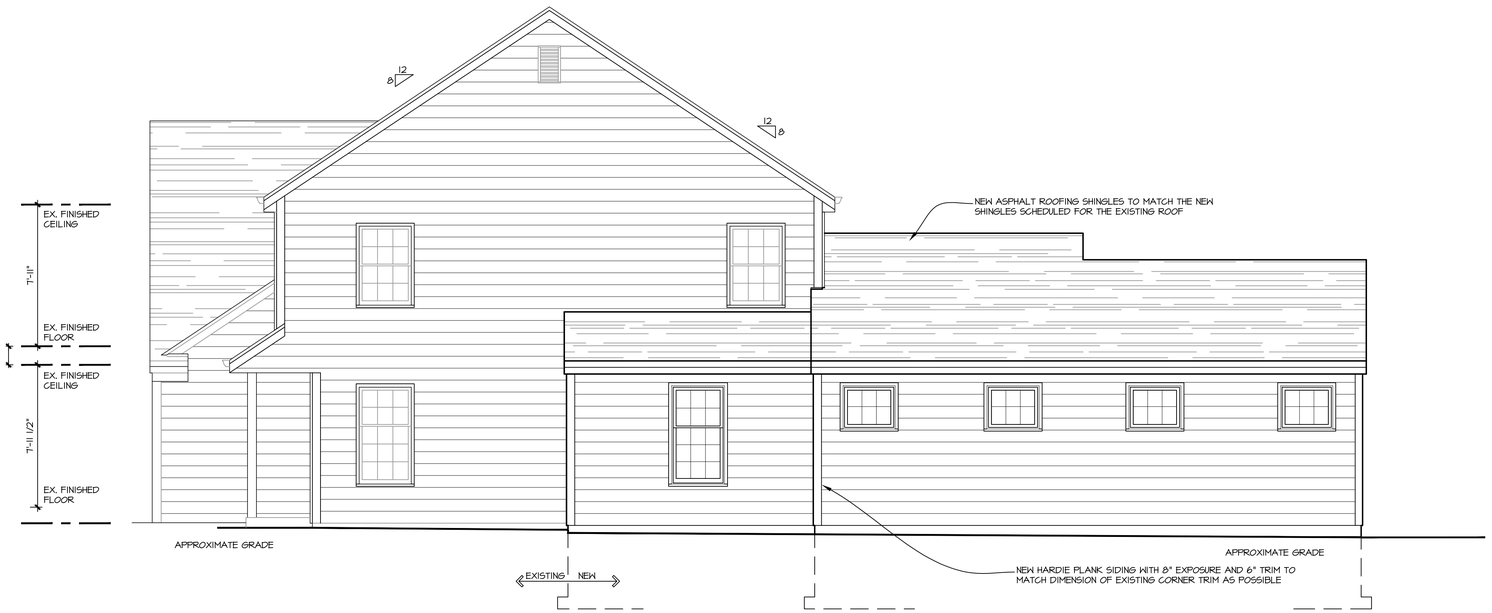

1 PROPOSED NORTH ELEVATION
1/4" = 1'-0"

2 PROPOSED WEST ELEVATION
1/4" = 1'-0"

WALL KEY:

= EXIST. WALL TO REMAIN
= EXIST. WALL TO BE REMOVED
= NEW STUD WALL

patera
ARCHITECTURE + ENGINEERING
4040 N. Calhoun Road Suite #200 • Brookfield, WI 53005
(OFFICE) 262-786-6776

REVISIONS:
11-19-25 REV. W/ OPTION C
12-2-25 PRELIM.
1-9-26 Revisions
1-21-26 Revisions
3-17-26 REVISIONS
-

WERNER ADDITION

9705 LAMPLIGHTER LANE
MEQUON, WI 53092

SHEET TITLE:
PROPOSED NORTH AND WEST ELEVATIONS

A-2

DATE: 10-23-25

PROJECT NUMBER: 25-451

COPYRIGHT: PATERA LLC...IT IS UNLAWFUL FOR ANYONE TO USE OR REPRODUCE BY ANY MEANS ALL OR ANY PORTION OF THESE CONSTRUCTION DOCUMENTS WITHOUT THE EXPRESSED WRITTEN PERMISSION OF PATERA LLC.

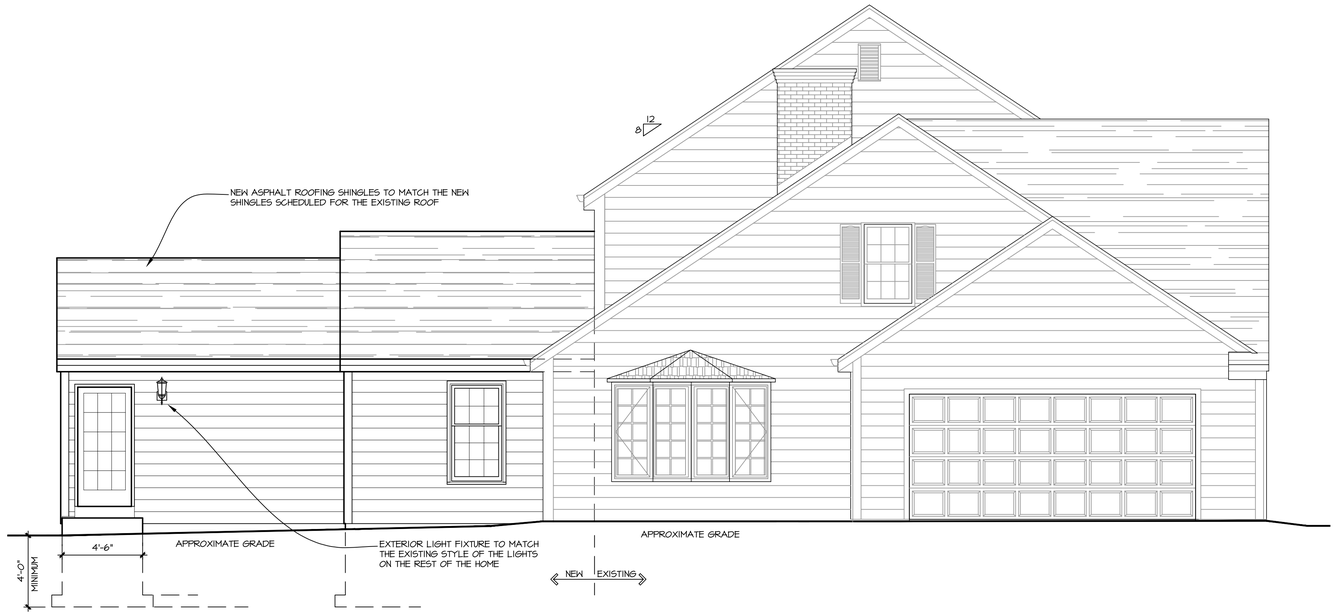

1 PROPOSED SOUTH ELEVATION
1/4" = 1'-0"

2 EXISTING EAST ELEVATION
1/4" = 1'-0"

WALL KEY:

= EXIST. WALL TO REMAIN
= EXIST. WALL TO BE REMOVED
= NEW STUD WALL

patera
ARCHITECTURE + ENGINEERING
4040 N. Calhoun Road Suite #200 • Brookfield, WI 53005
(OFFICE) 262-786-6776

REVISIONS:
11-19-25 REV. W/ OPTION C
12-2-25 PRELIM.
1-9-26 Revisions
1-21-26 Revisions
3-17-26 REVISIONS
-

WERNER ADDITION

9705 LAMPLIGHTER LANE
MEQUON, WI 53092

SHEET TITLE:
PROPOSED SOUTH AND EAST ELEVATION

A-3

DATE: 10-23-25

PROJECT NUMBER: 25-451

COPYRIGHT: PATERA LLC...IT IS UNLAWFUL FOR ANYONE TO USE OR REPRODUCE BY ANY MEANS ALL OR ANY PORTION OF THESE CONSTRUCTION DOCUMENTS WITHOUT THE EXPRESSED WRITTEN PERMISSION OF PATERA LLC.

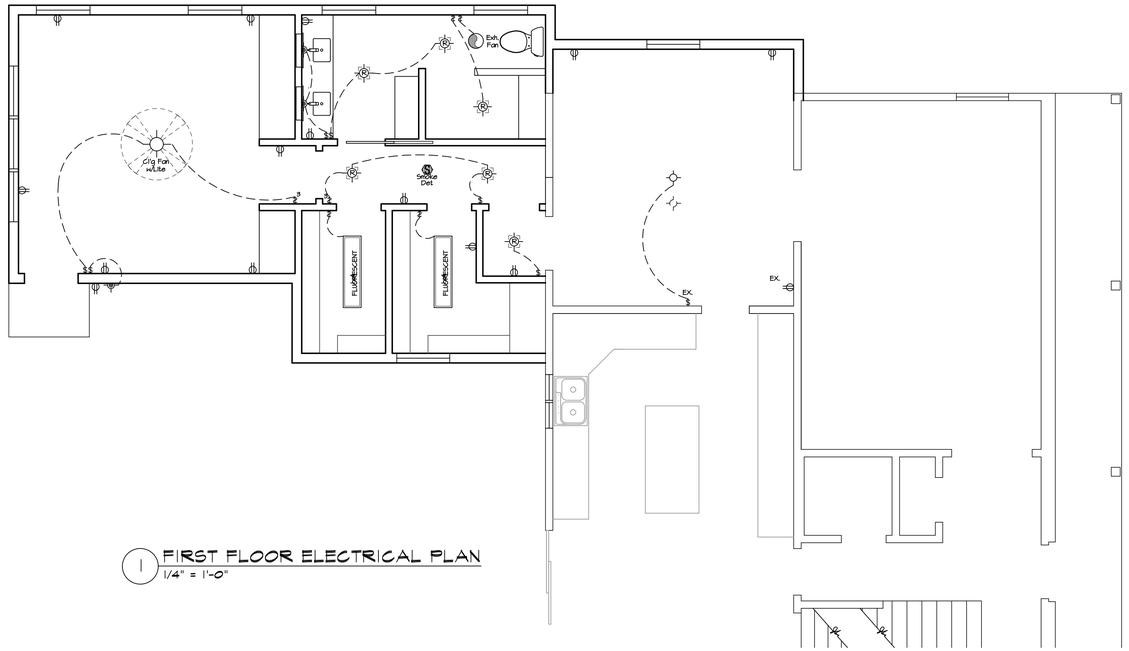

1 FIRST FLOOR ELECTRICAL PLAN
1/4" = 1'-0"

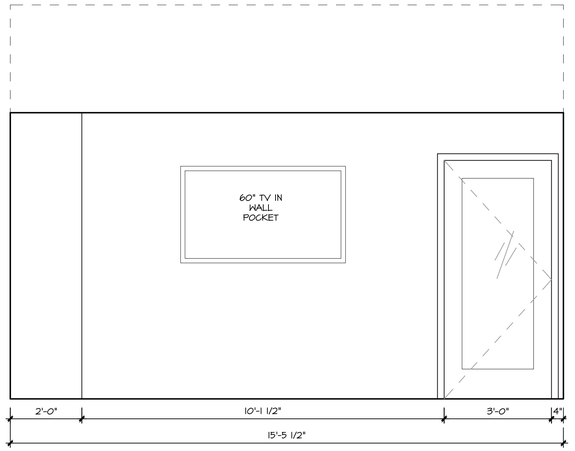

2 P. BATH LINEN CAB. WALL
1/2" = 1'-0"

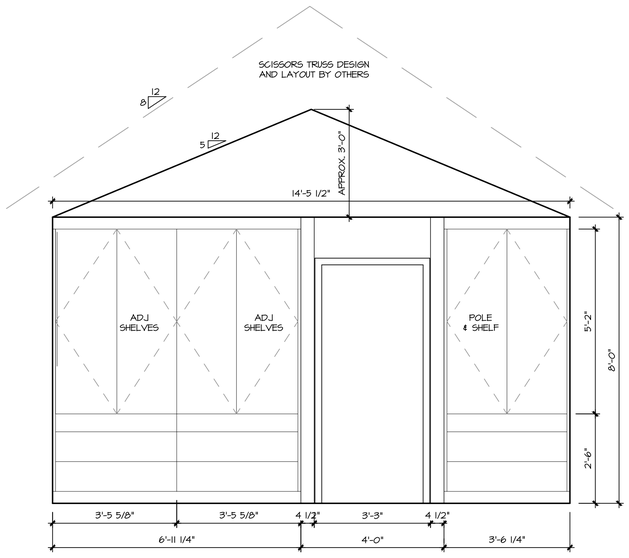

3 P. BEDROOM EAST WALL
1/2" = 1'-0"

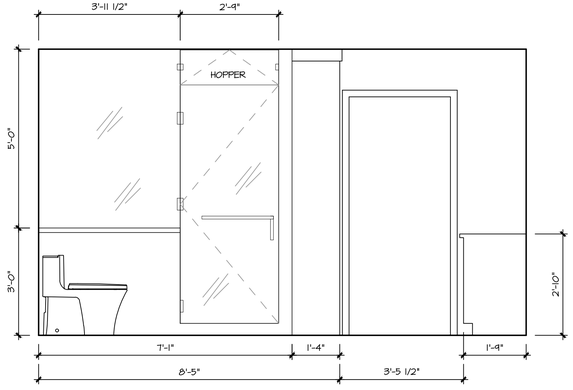

4 P. BATH SOUTH WALL
1/2" = 1'-0"

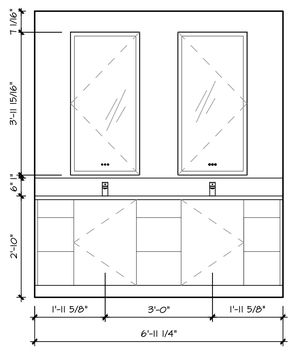

5 P. BATH WEST WALL
1/2" = 1'-0"

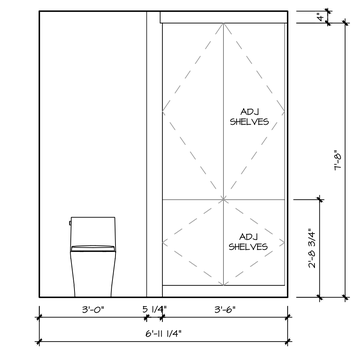

6 P. BATH LINEN CAB. WALL
1/2" = 1'-0"

WALL KEY:

= EXIST. WALL TO REMAIN
= EXIST. WALL TO BE REMOVED
= NEW STUD WALL

patera
ARCHITECTURE + ENGINEERING
4040 N. Calhoun Road Suite #200 • Brookfield, WI 53005
(OFFICE) 262-786-6776

REVISIONS:
11-19-25 REV. W/ OPTION C
12-2-25 PRELIM.
1-9-26 Revisions
1-21-26 Revisions
3-17-26 REVISIONS
-

WERNER ADDITION

9705 LAMPLIGHTER LANE
MEQUON, WI 53092

SHEET TITLE:
PROPOSED ELECTRICAL PLAN AND INTERIOR ELEVATIONS

A-4

DATE: 10-23-25

PROJECT NUMBER: 25-451

COPYRIGHT: PATERA LLC...IT IS UNLAWFUL FOR ANYONE TO USE OR REPRODUCE BY ANY MEANS ALL OR ANY PORTION OF THESE CONSTRUCTION DOCUMENTS WITHOUT THE EXPRESSED WRITTEN PERMISSION OF PATERA LLC.

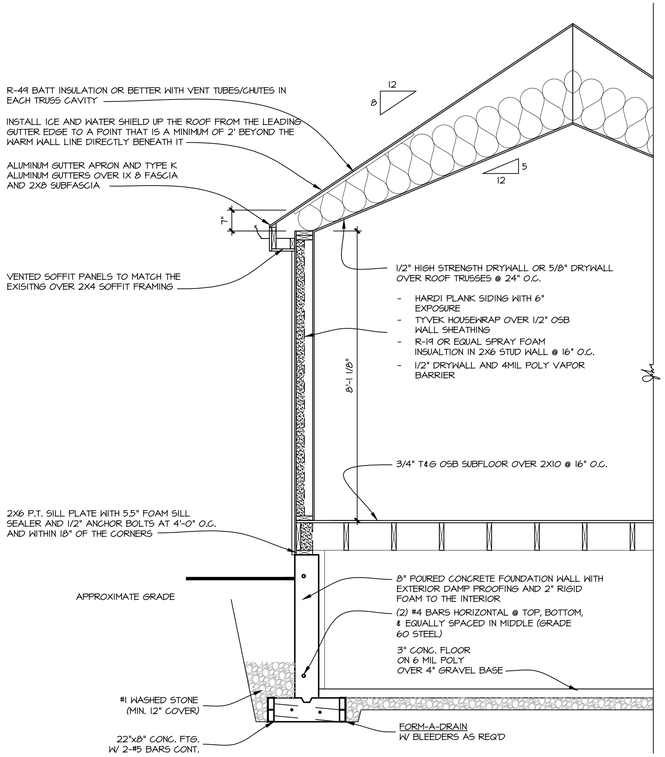

1 TYPICAL WALL SECTION
1/2" = 1'-0"

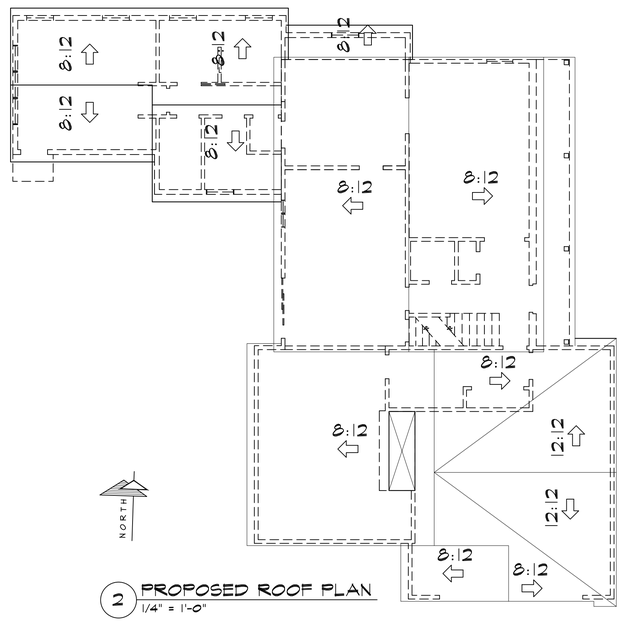

2 PROPOSED ROOF PLAN
1/4" = 1'-0"

WALL KEY:

= EXIST. WALL TO REMAIN
= EXIST. WALL TO BE REMOVED
= NEW STUD WALL

patera
ARCHITECTURE + ENGINEERING
4040 N. Calhoun Road Suite #200 • Brookfield, WI 53005
(OFFICE) 262-786-6776

REVISIONS:
11-19-25 REV. W/ OPTION C
12-2-25 PRELIM.
1-9-26 Revisions
1-21-26 Revisions
3-17-26 REVISIONS
-

COPYRIGHT: PATERA LLC...IT IS UNLAWFUL FOR ANYONE TO USE OR REPRODUCE BY ANY MEANS ALL OR ANY PORTION OF THESE CONSTRUCTION DOCUMENTS WITHOUT THE EXPRESSED WRITTEN PERMISSION OF PATERA LLC.

WERNER ADDITION

9705 LAMPLIGHTER LANE
MEQUON, WI 53092

SHEET TITLE:
PROPOSED TYPICAL BUILDING SECTION AND ROOF PLAN

A-5

DATE: 10-23-25

PROJECT NUMBER: 25-451