



11333 N. Cedarburg Road
Mequon, WI 53092
Phone: 262-236-2941
Fax: 262-242-9655

www.cityofmequonwi.gov

Office of the City Administrator

FINANCE-PERSONNEL COMMITTEE

Tuesday, August 12, 2025

5:45 PM

North Conference Room

Agenda

- 1) Call to Order, Roll Call
- 2) Approve Meeting Minutes
Action requested: review and approve
 - a. Finance-Personnel Meeting Minutes of June 10, 2025
- 3) License Applications
Action requested: review and approve
 - a. August 2025 Licenses
- 4) Vouchers Paid
 - a. June 2025 Vouchers Paid List
 - b. July 2025 Vouchers Paid List
- 5) Presentation
 - a. 2025 Investment Portfolio Update-DANA Investment Advisors
- 6) Discussion Items
Action requested: discuss and take action as needed
 - a. Bayside Claim Settlement
 - b. 2025 YTD Budget Report as of June 30, 2025
 - c. Cash & Investment Report as of 06/30/2025
 - d. Finance - Personnel Work Plan
- 7) Adjourn

Dated: August 12, 2025

/s/ Andrew Nerbun, Chair

.....
Notice is hereby given that a quorum of other governmental bodies may be present at this meeting to present, discuss and/or gather information about a subject over which they have decision-making responsibility, although they will not take formal action thereto at this meeting.

Persons with disabilities requiring accommodations for attendance at this meeting should contact the City Clerk's Office at 262-236-2914, twenty-four (24) hours in advance of the meeting.

Any questions regarding this agenda may be directed to the City Administrator's Office at 262-236-2941, Monday through Friday, 8:00 AM – 4:30 PM



11333 N. Cedarburg Road
Mequon, WI 53092
Phone: 262-236-2941
Fax: 262-242-9655

www.cityofmequonwi.gov

Office of the City Administrator

FINANCE-PERSONNEL COMMITTEE

Tuesday, June 10, 2025

6:00 PM

North Conference Room

Minutes

1) Call to Order

Present:

Mayor Andrew Nerbun
Alderman William Gebhardt
Alderman Brian Parrish
Alderman Robert Strzelczyk

Also present: William Jones, City Administrator, Brenda Arnett, Finance Director, Marie Keyser, Assistant Finance Director, Caroline Fochs, City Clerk, Brian Sajdak, City Attorney and Wendi Unger, Principal at Baker Tilly.

2) Approve Meeting Minutes

a. Finance-Personnel Meeting Minutes of May 13, 2025

RESULT: **Approved by Voice Acclamation [Unanimous]**
MOVED BY: Alderman Strzelczyk
SECONDED BY: Alderman Gebhardt

AYES: Gebhardt, Parrish, Strzelczyk

3) License Applications

a. June 2025 Licenses

RESULT: **Approved by Voice Acclamation [Unanimous]**
MOVED BY: Alderman Strzelczyk
SECONDED BY: Alderman Parrish

AYES: Gebhardt, Parrish, Strzelczyk

b. 2026 Waste Hauler Permits

RESULT: **Approved by Voice Acclamation [Unanimous]**
MOVED BY: Alderman Gebhardt
SECONDED BY: Alderman Parrish

Attachment: 061025 (10435 : June 10, 2025 Finance-Personnel Committee Meeting Minutes)

AYES: Gebhardt, Parrish, Strzelczyk

4) Vouchers Paid

a. May 2025 Vouchers Paid List

RESULT: **Approved by Voice Acclamation [Unanimous]**
MOVED BY: Alderman Strzelczyk
SECONDED BY: Alderman Parrish

AYES: Gebhardt, Parrish, Strzelczyk

5) Presentation

a. Acceptance of the FY2024 Preliminary Annual Comprehensive Financial Report & Report on Internal Control

Wendi Unger from Baker Tilly was in attendance to review the results of the FY 2024 Financial Audit. Ms. Unger discussed the Reporting and Insights document as well as financial highlights from the Governmental Funds and the Enterprise Funds. On a separate note, she also presented the results of the TID #2 closeout audit. As a result of discussion, a topic was added to the work plan to discuss the City's current cash handling procedures.

6) Information Items

a. 2024 Popular Annual Financial Report (PAFR)

RESULT: **Accepted by Voice Acclamation [Unanimous]**
MOVED BY: Alderman Parrish
SECONDED BY: Alderman Gebhardt

AYES: Gebhardt, Parrish, Strzelczyk

b. 2023 & 2024 Park Impact Fees Collected

Committee members want to further the conversation with how many developments occurred in those calendar years and whether or not they owed a park impact fee. Staff will present that information at a future meeting.

7) Discussion Items

- a. Finance - Personnel Work Plan
- b. Adjourn

A motion to adjourn was made at 6:32 PM by Alderman Gebhardt, seconded by Alderman Parrish. All voted in favor "aye."

Respectfully Submitted,

Marie Keyser
Assistant Finance Director

Attachment: 061025 (10435 : June 10, 2025 Finance-Personnel Committee Meeting Minutes)



11333 N. Cedarburg Road
 Mequon, WI 53092-1930
 Phone: 262-242-3100
 Fax: 262-242-9655

www.cityofmequonwi.gov

Office of City Clerk

TO: Finance-Personnel Committee
FROM: Caroline Fochs, City Clerk
DATE: August 7, 2025
SUBJECT: August, 2025 Licenses

Following are recommended approvals:

Class B Reserve Liquor (previously held a "Class C" Wine and Class "B" Beer)

New for the period of August 13, 2025 - June 30, 2026
 Bawi, Inc. DBA Bawi Korean BBQ
 6107 W. Mequon Rd
Agent: Gong Yong Ma

Class B Reserve License - Change of Agent only

New for the period of August 13, 2025 - June 30, 2026
 Mequon Spur 16 LLC Spur 16
 6300 W Mequon Rd.
New Agent: Michael Ridgway

Class B Beer and Class C Wine License - Change of Agent only

New for the period of August 13, 2025 - June 30, 2026
 BYB Sports Investments Group LLC DBA Lakeshore Chinooks
 12800 N. Lake Shore Dr.
New Agent: Derek Warren

Taste of Mequon September 6, 2025:

Class C Wine License

The Ruby Tap Mequon LLC DBA The Ruby Tap
Agent: Sarah Nelson

Class B Beer and Class C Wine License

Cabernet Dreams LLC DBA SIP MKE
Agent: Jacqueline Ertl

Class B Beer and Class C Wine License

The Lowlands Group LLC DBA Café Hollander
Agent: Eric G. Wagner

Peddler Class A License

New for the period of August 15, 2025 - November 15, 2025

The Window Store & More

16610 W Rogers Dr. New Berlin, WI 53151

Request to provide door-to-door solicitation for free estimates for roofing, gutters, soffit, fascia, siding, windows, entry doors and kitchen cabinet refacing

Applicant Name: Ryan Edwin Trafelet

Peddler Class A License -

New for the period of August 15, 2025 - November 15, 2025

Aptive Environmental LLC: 2706 S 163rd St. New Berlin, WI 53151

Request to provide door-to-door solicitation of pest control services

Applicant Names:

Kenneth Jacob Anderson

Arkhip Alexeyevich Kenig

Dante Phillip Miller

Zao Lidetu Shatto

Zachary Robert Anderson

Brandon Daniel Rogers

Alexander Nicholas Finn

Jayden Isaac Safley

Alexis Ann Davis

Tylan Kraig Blatter

Sadie Alise Slikker

Thomas Harper Stock

Jordan Gage Tindle

Jacob Isaiah Cueva

James Christopher Stock

Lane Timothy Cross

Elijah W. Thomas

Bryson Todd Swallow

Xavier William Creighton

Attachments:

8.12.25 Bawi (PDF)

Save Print Clear

Form AB-200

Alcohol Beverage License Application

| For Municipal Use Only | |
|------------------------|-------------------------|
| Municipality | Mequon |
| License Period | Aug 2025 - June 30 2026 |

License(s) Requested: (up to two boxes may be checked)

- Class "A" Beer \$ _____
- Class "B" Beer \$ 100
- "Class A" Liquor \$ _____
- "Class B" Liquor \$ _____
- "Class A" Liquor (cider only) \$ _____
- Reserve "Class B" Liquor \$ 10000
- "Class C" Liquor (wine only) \$ _____

| Fees | |
|----------------------|------------------------------|
| License Fees | \$ 10,350 <i>Prud</i> |
| Background Check Fee | \$ |
| Publication Fee | \$ 20 |
| Total Fees | \$ 10,370 <i>Prud</i> |

Part A: Premises/Business Information

| | | | |
|---|---|--|--------------------------------------|
| 1. Legal Business Name (individual name if sole proprietorship) BAWI INC | | | |
| 2. Business Trade Name or DBA BAWI KOREAN BBQ | | | |
| 3. FEIN 88-128026 | | 4. Wisconsin Seller's Permit Number 456-1031289531-04 | |
| 5. Entity Type (check one) <input type="checkbox"/> Sole Proprietor <input type="checkbox"/> Partnership <input type="checkbox"/> Limited Liability Company <input checked="" type="checkbox"/> Corporation <input type="checkbox"/> Nonprofit Organization | | | |
| 6. State of Organization WI | | 7. Date of Organization 02/2023 | 8. Wisconsin DFI Registration Number |
| 9. Premises Address 6107 W Mequon Rd | | | |
| 10. City mequon | | 11. State WI | 12. Zip Code 53092 |
| 13. County USA | 14. Governing Municipality: <input checked="" type="checkbox"/> City <input type="checkbox"/> Town <input type="checkbox"/> Village of: Mequon | | 15. Aldermanic District |
| 16. Premises Phone (262) 788-4000 | 17. Premises Email bawikoreanbbqwi@gmail | 18. Website | |
| 19. Premises Description - Describe the building or buildings where alcohol beverages are produced, sold, stored, or consumed, and related records are kept. Describe all rooms within the building, including living quarters. Authorized alcohol beverage activities and storage of records may occur only on the premises described in this application. Attach a map or diagram and additional sheets if necessary. By front desk on top of shelves, behind racks in entryway, cooler and dining room area | | | |
| 20. Mailing Address (if different from premises address) | | | |
| 21. City | | 22. State | 23. Zip Code |

Part B: Questions

1. Has the business (sole proprietorship, partnership, limited liability company, or corporation) been convicted of violating federal or state laws or local ordinances? Exclude traffic offenses unless related to alcohol beverages. Yes No
If yes, list the details of violation below. Attach additional sheets if necessary.

| | | |
|------------------------|--|------------|
| Law/Ordinance Violated | Location | Trial Date |
| Penalty Imposed | Was sentence completed? <input type="checkbox"/> Yes <input type="checkbox"/> No | |
| Law/Ordinance Violated | Location | Trial Date |
| Penalty Imposed | Was sentence completed? <input type="checkbox"/> Yes <input type="checkbox"/> No | |

Attachment: 8.12.25 Bawi (10554 : August Licenses)

CITY OF MEQUON
11333 N CEDARBURG ROAD
MEQUON, WI 53092

THE FOLLOWING VOUCHERS PAID: JUNE 2025

| | | |
|-----------------------------------|----|-------------------|
| GENERAL FUND (0110) | \$ | 228,444.62 |
| SPECIAL REVENUE FUND (0210) | | 2,839.50 |
| PARKS & OPEN SPACE (0220) | | 0.00 |
| REVOLVING LOAN FUND (0230) | | 0.00 |
| SPECIAL FEDERAL GRANT FUND (0250) | | 36,552.34 |
| DEBT SERVICE FUND (0310) | | 0.00 |
| DEBT SERVICE TIF 2 FUND (0320) | | 221,361.62 |
| DEBT SERVICE TIF 3 FUND (0330) | | 0.00 |
| CAPITAL PROJECT FUND (0410) | | 325,601.77 |
| SEWER UT FUND (0610) | | 35,692.00 |
| WATER UT FUND (0620) | | 131,137.84 |
| TAX FIDUCIARY FUND (0810) | | 0.00 |
| TOTAL | \$ | <u>981,629.69</u> |

Attachment: June Voucher List (10455 : June 2025 Vouchers Paid List)

| Processed by Department | Vendor Number | Vendor Name | Invoice Description | Grand Total | \$981,629.69 |
|--------------------------------------|---------------|--|--|-------------|-------------------|
| | | | | | Line item amount |
| Building Maintenance | 13597 | M. M. SCHRANZ ROOFING, INC. | ROOF DRAIN REPAIRS AT SAFETY BUILDING | | 6,100.00 |
| Building Maintenance | 10204 | CINTAS CORPORATION NO 2 | BACKFLOW / SPRINKLER INSPECTION DPW | | 3,428.71 |
| Building Maintenance | 13601 | ENVIRONMENT CONTROL OF WISCONSIN, INC. | BUILDING CLEANING SERVICES RES 4180 | | 2,830.00 |
| Building Maintenance | 10022 | J. F. AHERN CO | JUNE HVAC CONTRACT | | 2,640.75 |
| Building Maintenance | 13601 | ENVIRONMENT CONTROL OF WISCONSIN, INC. | BUILDING CLEANING SERVICES RES 4180 | | 2,575.00 |
| Building Maintenance | 11859 | DILLETT MECHANICAL SERVICES, INC | APRIL HVAC CONTRACT | | 1,887.00 |
| Building Maintenance | 10428 | FRANK D GILLITZER ELECTRIC COMPANY LTD | REPAIRS - SAFETY | | 1,444.72 |
| Building Maintenance | 13601 | ENVIRONMENT CONTROL OF WISCONSIN, INC. | BUILDING CLEANING SERVICES RES 4180 | | 1,326.00 |
| Building Maintenance | 11581 | STAPLES BUSINESS ADVANTAGE | JANITORIAL SUPPLIES - CITY BLDGS | | 1,122.02 |
| Building Maintenance | 11177 | UNITED DISPOSAL SERVICES LLC | DUMPSTER FEES | | 539.10 |
| Building Maintenance | 10064 | ARO LOCK AND DOOR CO INC | KEYS RB AND ROATRY | | 460.00 |
| Building Maintenance | 12124 | PACKERLAND RENT-A-MAT, INC. | MAT CONTRACT- FEB | | 324.79 |
| Building Maintenance | 11177 | UNITED DISPOSAL SERVICES LLC | DUMPSTER FEES | | 267.75 |
| Building Maintenance | 11581 | STAPLES BUSINESS ADVANTAGE | JANITORIAL SUPPLIES - CITY BLDGS | | 173.82 |
| Building Maintenance | 10691 | MENARDS | LED BATHROOM LIGHTS FOR ROTARY | | 149.95 |
| Building Maintenance | 12124 | PACKERLAND RENT-A-MAT, INC. | MAT CONTRACT MAY CH | | 140.66 |
| Building Maintenance | 10886 | PEST ARREST EXTERMINATING | PEST CONTROL CONTRACT | | 135.00 |
| Building Maintenance | 10073 | AT&T CORP | CITY HALL PHONE LINES MAY | | 105.78 |
| Building Maintenance | 13553 | MILLENNIUM SAFETY LLC | FIRST AID CITY HALL | | 58.37 |
| Building Maintenance | 11581 | STAPLES BUSINESS ADVANTAGE | JANITORIAL SUPPLIES - TISSUE | | 56.55 |
| Building Maintenance | 12883 | PB HAHN & CO INC | KEYS FOR PARK BUILDING | | 43.09 |
| Building Maintenance | 11165 | USCC SERVICES LLC | CELL PHONE MONTHLY BILLING | | 27.41 |
| Building Maintenance Total | | | | | 25,836.47 |
| City Administrator | 11165 | USCC SERVICES LLC | CELL PHONE MONTHLY BILLING | | 32.44 |
| City Administrator | 90001 | TEMP STAFF REIMB | REIMBURSEMENT FOR PARKING AT MJF LUNCHEON 6/11/25 | | 13.85 |
| City Administrator Total | | | | | 46.29 |
| City Clerk | 11289 | WIS DEPT OF AGRICULTURE | W&M CONTRACT INSPECTION | | 4,500.00 |
| City Clerk | 12532 | GRANICUS, LLC | CIVIC STREAMING AND AGENDA MINUTES JUNE 2025 | | 1,380.22 |
| City Clerk | 10896 | PITNEY BOWES GLOBAL FINANCIAL SERVICES LLC | PITNEY BOWES QUARTERLY INSERTER LEASE 3/28-6/27/25 | | 385.89 |
| City Clerk | 10230 | CONLEY PUBLISHING GROUP LTD | CONLEY PUBLIC NOTICES 4/27-5/24/25 | | 168.72 |
| City Clerk Total | | | | | 6,434.83 |
| Communications | 12651 | AMAZON CAPITAL SERVICES, INC | COMMUNICATIONS WORK SUPPLIES - CLEANER & CLOCK | | 41.05 |
| Communications Total | | | | | 41.05 |
| Community Development | 10230 | CONLEY PUBLISHING GROUP LTD | NEWSPAPER PUBLIC NOTICE | | 87.68 |
| Community Development | 11165 | USCC SERVICES LLC | CELL PHONE MONTHLY BILLING | | 67.25 |
| Community Development Total | | | | | 154.93 |
| Debt Service TIF 2 Fund | 90007 | MISC REFUNDS | TID 2 CLOSEOUT PAYMENT | | 168,524.15 |
| Debt Service TIF 2 Fund | 90007 | MISC REFUNDS | TID 2 CLOSEOUT PAYMENT | | 32,132.27 |
| Debt Service TIF 2 Fund | 90007 | MISC REFUNDS | TID 2 CLOSEOUT PAYMENT | | 20,705.20 |
| Debt Service TIF 2 Fund Total | | | | | 221,361.62 |
| Elections | 90001 | TEMP STAFF REIMB | ELECTION RELATED TRAVEL TO WAUWATOSA CITY HALL | | 18.20 |
| Elections Total | | | | | 18.20 |
| Engineering | 11298 | WISCONSIN DEPARTMENT OF NATURAL RESOURCES | WPDES STORMWATER FEE | | 3,000.00 |
| Engineering | 10206 | CITY WATER LLC | MANAGEMENT & OPERATIONS SERVICES 5/2025 | | 2,144.00 |
| Engineering | 11744 | MASTER GRAPHICS INC | PLOTWAVE 345 PLOTTER | | 327.00 |
| Engineering | 11165 | USCC SERVICES LLC | CELL PHONE MONTHLY BILLING | | 123.71 |
| Engineering | 11165 | USCC SERVICES LLC | ENGINEERING GPS CELL SERVICE - MAY | | 25.82 |
| Engineering | 12651 | AMAZON CAPITAL SERVICES, INC | OFFICE SUPPLIES - AMAZON | | 7.87 |
| Engineering Total | | | | | 5,628.40 |
| Finance | 10323 | EHLERS & ASSOCIATES INC | EHLERS FINANCIAL PLANNING WORKSHOPS-2025 | | 6,000.00 |
| Finance | 10096 | BAKER TILLY VIRCHOW KRAUSE,LLP | YE 2024 AUDIT SERVICES-PROGRESS BILLING #6 | | 2,940.00 |
| Finance | 12651 | AMAZON CAPITAL SERVICES, INC | BUSINESS PRIME ANNUAL MEMBERSHIP | | 349.00 |
| Finance | 12651 | AMAZON CAPITAL SERVICES, INC | PILOT PENS, RECEIPT PAPER, FINGERTIP MOISTENER | | 48.43 |
| Finance Total | | | | | 9,337.43 |
| Fleet Services | 13013 | EDWARD H WOLF & SONS INC | FUEL | | 21,355.50 |
| Fleet Services | 12856 | PERFECT CIRCLE TIRE LLC | 338 TIRES | | 2,078.00 |
| Fleet Services | 11004 | SAFETY-KLEEN SYSTEMS INC | OIL & FILTERS RECYCLE | | 1,430.83 |
| Fleet Services | 10384 | FIVE CORNERS DODGE INC | SQUAD 7 BRAKES | | 1,290.00 |
| Fleet Services | 13108 | SYN-TECH SYSTEMS INC | FUEL MASTER FUEL SYSTEM PM CONTRACT | | 1,100.00 |
| Fleet Services | 10908 | POMPS TIRE SERVICE INC | TIRES SQUAD | | 1,054.68 |
| Fleet Services | 10360 | JFTCO, INC | 962 BATTERIES | | 847.12 |
| Fleet Services | 10621 | LAKESIDE INTERNATIONAL TRUCKS, LLC | FILTERS | | 806.64 |
| Fleet Services | 11675 | GIELOW'S LAWN & GARDEN EQUIPMENT INC | 414 TIRES | | 726.57 |
| Fleet Services | 12856 | PERFECT CIRCLE TIRE LLC | TOOLCAT TIRES | | 629.86 |
| Fleet Services | 10908 | POMPS TIRE SERVICE INC | TIRES SQUAD 15 | | 584.00 |
| Fleet Services | 12886 | WALDSCHMIDT & SONS INC | DRIVESHAFT | | 571.63 |
| Fleet Services | 11676 | TRUCK COUNTRY OF WISCONSIN | 319 TANK STRAP AND FILTERS | | 553.85 |
| Fleet Services | 11360 | ZARNOTH BRUSH WORKS INC | SWEeper BROOMS | | 477.40 |
| Fleet Services | 12400 | BRAKE & EQUIPMENT CO INC | PAINTER 335 LIGHTS | | 428.45 |
| Fleet Services | 11004 | SAFETY-KLEEN SYSTEMS INC | OIL, FILTERS, ANTIFREEZE RECYCLING | | 392.00 |
| Fleet Services | 11497 | LF GEORGE INC | 326 TEETH - STUMPER | | 333.86 |
| Fleet Services | 11675 | GIELOW'S LAWN & GARDEN EQUIPMENT INC | 414 DECK PARTS | | 326.73 |
| Fleet Services | 10650 | JOHN P LOCHEN CO INC | DECK BOLTS & TRAILER HARNESS | | 314.59 |
| Fleet Services | 11503 | MID-STATE GROUP, INC. | 428 AXLE SHAFT | | 302.30 |
| Fleet Services | 12400 | BRAKE & EQUIPMENT CO INC | 959 BATTERIES | | 291.24 |
| Fleet Services | 12228 | GORDIE BOUCHER VILLAGE FORD | SQUAD 20 BRAKES | | 275.98 |
| Fleet Services | 10426 | GIERACH'S SERVICE INC | QUAD AXLE TOW 319 | | 260.00 |
| Fleet Services | 10769 | MONTAGE ENTERPRISES INC | 360 CLEVIS | | 249.01 |
| Fleet Services | 12228 | GORDIE BOUCHER VILLAGE FORD | SQUAD 6 BUMPER | | 233.60 |
| Fleet Services | 12228 | GORDIE BOUCHER VILLAGE FORD | SQUAD 25 BATTERY | | 232.93 |
| Fleet Services | 12400 | BRAKE & EQUIPMENT CO INC | 962 AIR DRYER | | 220.12 |
| Fleet Services | 10362 | ELLIOT AUTO SUPPLY CO INC | WIPERS & WASHER FLUID | | 219.18 |
| Fleet Services | 12228 | GORDIE BOUCHER VILLAGE FORD | SQUAD 17 BATTERY | | 217.95 |
| Fleet Services | 12856 | PERFECT CIRCLE TIRE LLC | ROLLER TIRE REPAIR | | 214.18 |
| Fleet Services | 12228 | GORDIE BOUCHER VILLAGE FORD | SQUAD 15 BATTERY | | 199.95 |
| Fleet Services | 12651 | AMAZON CAPITAL SERVICES, INC | HOIST CONTACTOR FOR 802 | | 187.09 |
| Fleet Services | 10523 | APPLIED US, L.P. | 308 HYDRAYLIC FITTINGS | | 173.50 |
| Fleet Services | 10803 | NEWMAN CHEVROLET INC | 555 OUTLET, SENSOR AND SENSOR PKG | | 163.70 |
| Fleet Services | 10803 | NEWMAN CHEVROLET INC | 556 TIRE SENSORS | | 161.92 |
| Fleet Services | 12886 | WALDSCHMIDT & SONS INC | 468 TRACK KIT | | 135.45 |
| Fleet Services | 12400 | BRAKE & EQUIPMENT CO INC | 802 CRANE SWITCH | | 130.85 |
| Fleet Services | 11675 | GIELOW'S LAWN & GARDEN EQUIPMENT INC | 96" BELT | | 121.19 |
| Fleet Services | 10647 | LINCOLN CONTRACTORS SUPPLY INC | 355 SAW BLADE | | 119.98 |
| Fleet Services | 12624 | MATHESON TRI-GAS INC | WELDING GAS TANK RENTAL | | 114.39 |
| Fleet Services | 10965 | REINDERS INC | 444 THROTTLE CABLE | | 111.63 |
| Fleet Services | 10364 | FALLS AUTO PARTS AND SUPPLIES INC | TIRE REPAIR | | 100.69 |
| Fleet Services | 10330 | JOHN M. ELLSWORTH CO. INC. | 335 PAINTER HOSE | | 89.70 |
| Fleet Services | 10360 | JFTCO, INC | 336 FILTERS | | 89.01 |
| Fleet Services | 10824 | NORTHSTAR PRINTING & GRAPHICS | REPAIR ORDER FORMS | | 84.00 |
| Fleet Services | 12400 | BRAKE & EQUIPMENT CO INC | 310 AIR BRAKE PARTS | | 76.13 |
| Fleet Services | 10364 | FALLS AUTO PARTS AND SUPPLIES INC | 335 PAINT HOSE | | 61.25 |
| Fleet Services | 10621 | LAKESIDE INTERNATIONAL TRUCKS, LLC | FILTERS | | 55.97 |
| Fleet Services | 12390 | ADVANCE AUTO PARTS | PD SQUAD OIL FILTERS | | 42.24 |
| Fleet Services | 10364 | FALLS AUTO PARTS AND SUPPLIES INC | 555 OIL | | 41.88 |
| Fleet Services | 10621 | LAKESIDE INTERNATIONAL TRUCKS, LLC | FILTERS | | 31.89 |

Attachment: June 2025 AP Vendor Listing by Dept (10455 : June 2025 Vouchers Paid List)

| Processed by Department | Vendor Number | Vendor Name | Invoice Description | Grand Total | \$981,629.69 |
|---|---------------|--|--|------------------|-------------------|
| | | | | Line Item amount | |
| Fleet Services | 11165 | USCC SERVICES LLC | CELL PHONE MONTHLY BILLING | | 30.68 |
| Fleet Services | 10621 | LAKESIDE INTERNATIONAL TRUCKS, LLC | FILTERS | | 28.40 |
| Fleet Services | 10650 | JOHN P LOCHEN CO INC | DECK BOLTS & TRAILER HARNESS | | 25.42 |
| Fleet Services | 12390 | ADVANCE AUTO PARTS | 600 PAD KIT | | 21.83 |
| Fleet Services | 10321 | EGELHOFF'S LAWN MOWER SERVICE INC. | SPARK PLUG 10 PK | | 16.65 |
| Fleet Services | 10698 | MEQUON CITY OF-PETTY CASH | REIMBURSEMENT DPW PETTY CASH | | 15.00 |
| Fleet Services | 12390 | ADVANCE AUTO PARTS | 959 FILTERS | | 10.60 |
| Fleet Services Total | | | | | 40,459.19 |
| Forestry | 10909 | PORT-A-JOHN, INC. | BRUSH SITE RESTROOM | | 91.00 |
| Forestry | 10824 | NORTHSTAR PRINTING & GRAPHICS | REPAIR ORDER FORMS | | 38.80 |
| Forestry | 11165 | USCC SERVICES LLC | CELL PHONE MONTHLY BILLING | | 28.91 |
| Forestry | 10698 | MEQUON CITY OF-PETTY CASH | REIMBURSEMENT DPW PETTY CASH | | 11.16 |
| Forestry Total | | | | | 169.87 |
| General Fund - General Activites | 10950 | R&R INSURANCE SERVICES INC | 2025 LIABILITY & CYBER INSURANCE-INSTALLMENT #3 | | 47,083.25 |
| General Fund - General Activites | 10950 | R&R INSURANCE SERVICES INC | 2025 WORKERS COMP INSURANCE-INSTALLMENT #3 | | 28,473.00 |
| General Fund - General Activites | 10757 | SECURIAN LIFE INSURANCE COMPANY | POLICY 002832L UNIT 33302 7/1/2025-7/31/2025 | | 3,627.51 |
| General Fund - General Activites | 10707 | MEQUON POLICE ASSOCIATION | UNION DUES 6/6/2025 | | 2,160.00 |
| General Fund - General Activites | 11331 | WIS SUPPORT COLLECTIONS TRUST | SUPPORT # 5956557 8648779 7844747 7657807 6/6/25 | | 1,280.47 |
| General Fund - General Activites | 11331 | WIS SUPPORT COLLECTIONS TRUST | SUPPORT # 5956557 8648779 7844747 7657807 6/20/25 | | 1,280.47 |
| General Fund - General Activites | 10810 | NORTH SHORE BANK FSB | DEFERRED COMP 6/6/2025 | | 775.00 |
| General Fund - General Activites | 10810 | NORTH SHORE BANK FSB | DEFERRED COMP 6/20/2025 | | 775.00 |
| General Fund - General Activites | 90006 | PERMIT REFUNDS | INSPECTION SEC DEP 10581/10608/10622 TREE SPARROW | | 513.00 |
| General Fund - General Activites | 13554 | DVM INSURANCE AGENCY | ORG ID 24454-EMPLOYEE PET INSURANCE PREMIUMS | | 430.20 |
| General Fund - General Activites | 90006 | PERMIT REFUNDS | REFUND INSPECTION SECURITY DEPOSIT 3535 TORREY | | 316.00 |
| General Fund - General Activites | 90006 | PERMIT REFUNDS | REFUND INSPECTION SECURITY DEPOSIT 10715 TORREY | | 280.00 |
| General Fund - General Activites | 90006 | PERMIT REFUNDS | REFUND INSPECTION SECURITY DEPOSIT 12452 WOODS | | 240.00 |
| General Fund - General Activites | 90002 | PARK REFUNDS | REFUND REUTER PARK SECURITY DEPOSIT 5/17/2025 | | 200.00 |
| General Fund - General Activites | 90002 | PARK REFUNDS | REFUND RIVER BARN PARK SECURITY DEPOSIT 5/17/25 | | 200.00 |
| General Fund - General Activites | 90002 | PARK REFUNDS | REFUND RIVER BARN PARK SECURITY DEPOSIT 5/26/2025 | | 200.00 |
| General Fund - General Activites | 90006 | PERMIT REFUNDS | REFUND INSPECTION SECURITY DEPOSIT 10715 TORREY | | 156.00 |
| General Fund - General Activites | 90006 | PERMIT REFUNDS | REFUND INSPECTION SECURITY DEPOSIT 10823 RIVER RD | | 149.00 |
| General Fund - General Activites | 90006 | PERMIT REFUNDS | REFUND INSPECTION SECURITY DEPOSIT #37120 & 37123 | | 130.00 |
| General Fund - General Activites | 90006 | PERMIT REFUNDS | REFUND INSPECT SEC DEP 12743 YVONNE/10331 FLANDERS | | 130.00 |
| General Fund - General Activites | 12920 | CHARTER COMMUNICATIONS HOLDINGS LLC | SAFETY BUILDING DESK TELEPHONES | | 103.15 |
| General Fund - General Activites | 10757 | SECURIAN LIFE INSURANCE COMPANY | POLICY 002832L UNIT 33302 7/1/2025-7/31/2025 | | 100.80 |
| General Fund - General Activites | 90002 | PARK REFUNDS | REFUND RIVER BARN PARK SECURITY DEPOSIT 4/19/2025 | | 100.00 |
| General Fund - General Activites | 90002 | PARK REFUNDS | REFUND S. ROTARY PARK SECURITY DEPOSIT 6/1/2025 | | 100.00 |
| General Fund - General Activites | 90006 | PERMIT REFUNDS | REFUND INSPECT SEC DEP 11649 PORT WASHINGTON #101 | | 94.00 |
| General Fund - General Activites | 10757 | SECURIAN LIFE INSURANCE COMPANY | POLICY 76038 ACCIDENT JULY 2025 | | 85.86 |
| General Fund - General Activites | 90006 | PERMIT REFUNDS | REFUND INSPECTION SEC DEPOSIT 10619 PINE RIDGE | | 74.00 |
| General Fund - General Activites | 90006 | PERMIT REFUNDS | REFUND INSPECTION SECURITY DEPOSIT 11423 JUSTIN | | 69.00 |
| General Fund - General Activites | 90006 | PERMIT REFUNDS | INSPECTION SECURITY DEPOSIT 9945 N CONCORD DR | | 65.00 |
| General Fund - General Activites | 90006 | PERMIT REFUNDS | REFUND INSPECTION SECURITY DEPOSIT 1837 GLEN OAKS | | 65.00 |
| General Fund - General Activites | 90006 | PERMIT REFUNDS | REFUND INSPECTION SECURITY DEPOSIT 8737 POPLAR | | 65.00 |
| General Fund - General Activites | 90006 | PERMIT REFUNDS | REFUND INSPECTION SECURITY DEPOSIT 8110 BONNIWELL | | 65.00 |
| General Fund - General Activites | 90006 | PERMIT REFUNDS | REFUND INSPECTION SEC DEPOSIT 3737 FAIRWAY HEIGHTS | | 65.00 |
| General Fund - General Activites | 90006 | PERMIT REFUNDS | REFUND INSPECTION SECURITY DEPOSIT 9851 THORNAPPLE | | 65.00 |
| General Fund - General Activites | 90006 | PERMIT REFUNDS | REFUND INSPECTION SECURITY DEPOSIT 9855 HAWTHORNE | | 65.00 |
| General Fund - General Activites | 90006 | PERMIT REFUNDS | REFUND INSPECTION SECURITY DEPOSIT 9714 DALEWOOD | | 65.00 |
| General Fund - General Activites | 90006 | PERMIT REFUNDS | REFUND INSPECTION SECURITY DEPOSIT 10028 MILLER | | 65.00 |
| General Fund - General Activites | 90006 | PERMIT REFUNDS | REFUND INSPECTION SECURITY DEPOSIT 6904 LANTERN | | 65.00 |
| General Fund - General Activites | 90006 | PERMIT REFUNDS | REFUND INSPECTION SECURITY DEPOSIT 3624 TURNBERRY | | 65.00 |
| General Fund - General Activites | 90006 | PERMIT REFUNDS | REFUND INSPECTION SECURITY DEPOSIT 2617 NORWAY | | 65.00 |
| General Fund - General Activites | 90006 | PERMIT REFUNDS | REFUND INSPECTION SECURITY DEPOSIT 10375 WILDWOOD | | 65.00 |
| General Fund - General Activites | 90006 | PERMIT REFUNDS | REFUND INSPECTION SEC DEPOSIT 12858 COBBLESTONE | | 65.00 |
| General Fund - General Activites | 90006 | PERMIT REFUNDS | REFUND INSPECTION SECURITY DEPOSIT 3325 COLETTE | | 65.00 |
| General Fund - General Activites | 90006 | PERMIT REFUNDS | REFUND INSPECTION SECURITY DEPOSIT 9851 THORNAPPLE | | 65.00 |
| General Fund - General Activites | 90006 | PERMIT REFUNDS | REFUND INSPECTION SEC DEPOSIT 10518 COUNTRY CLUB | | 65.00 |
| General Fund - General Activites | 90006 | PERMIT REFUNDS | REFUND INSPECTION SEC DEPOSIT 10621 GAZEBO HILL | | 65.00 |
| General Fund - General Activites | 90006 | PERMIT REFUNDS | REFUND INSPECTION SECURITY DEPOSIT 11000 WHILTON | | 65.00 |
| General Fund - General Activites | 90006 | PERMIT REFUNDS | REFUND INSPECTION SECURITY DEPOSIT 6904 LANTERN | | 65.00 |
| General Fund - General Activites | 90006 | PERMIT REFUNDS | REFUND INSPECTION SECURITY DEPOSIT 10133 HAWTHORNE | | 65.00 |
| General Fund - General Activites | 90006 | PERMIT REFUNDS | REFUND INSPECTION SECURITY DEPOSIT 10021 MILLER | | 65.00 |
| General Fund - General Activites | 10610 | LABOR ASSOCIATION OF WISCONSIN, INC. | MEQUON PAYROLL 6/20/2025 LG | | 10.00 |
| General Fund - General Activites Total | | | | | 90,565.71 |
| General Government Equipment | 13613 | RING CENTRAL, INC. | RING CENTRAL PHONE SYSTEM YEAR 1- RES: 4198 | | 10,538.25 |
| General Government Equipment | 13613 | RING CENTRAL, INC. | RING CENTRAL PHONE SYSTEM YEAR 1- RES: 4198 | | 6,921.22 |
| General Government Equipment | 13582 | VC3 INC | MONTHLY PUBLIC SAFETY SECURITY SOFTWARE FEE | | 945.00 |
| General Government Equipment | 13582 | VC3 INC | MONTHLY PUBLIC SAFETY SECURITY SOFTWARE FEE | | 945.00 |
| General Government Equipment Total | | | | | 19,349.78 |
| General Government Other | 13609 | SELZER-ORNST CONSTRUCTION COMPANY LLC | REPLACEMENT OF VARIOUS HVAC UNITS AND OTHER UPGRAD | | 178,728.25 |
| General Government Other | 13609 | SELZER-ORNST CONSTRUCTION COMPANY LLC | VARIOUS HVAC UNITS AND OTHER UPGRADE #1 | | 94,347.16 |
| General Government Other | 13187 | STRANG INC | THE REMAINING AMOUNT ON THE CITY HALL HVAC DESIGN | | 1,000.00 |
| General Government Other Total | | | | | 274,075.41 |
| Highway | 10051 | AMERICAN SIGNAL CORPORATION | EMERGENCY SIREN REPAIR-SITE 105 HIGHLAND RD | | 2,257.90 |
| Highway | 10625 | LANNON STONE PRODUCTS, INC. | GRAVEL | | 1,003.34 |
| Highway | 10625 | LANNON STONE PRODUCTS, INC. | GRAVEL - SHOULDERS AND ROAD PROGRAM | | 691.24 |
| Highway | 10172 | CARLIN SALES CORP | RESTORATION SEED, STRAW MAT, STAPLES | | 620.53 |
| Highway | 10625 | LANNON STONE PRODUCTS, INC. | GRAVEL | | 589.60 |
| Highway | 10647 | LINCOLN CONTRACTORS SUPPLY INC | BATTERIES FOR MILWAUKEE TOOLS | | 518.00 |
| Highway | 11044 | SHERWIN INDUSTRIES INC | COLD PATCH | | 327.12 |
| Highway | 10645 | LIESENER SOILS INC | TOPSOIL | | 324.00 |
| Highway | 10645 | LIESENER SOILS INC | TOPSOIL | | 306.00 |
| Highway | 13080 | ANDERSON LANDSCAPE & MAINTENANCE LLC | CONTRACTED SERVICES FOR CKD | | 300.00 |
| Highway | 10101 | BATTERY PRODUCTS INC | BATTERIES | | 202.92 |
| Highway | 12861 | WRANGLER HOLDCO CORP | RECYCLING FEES | | 193.46 |
| Highway | 10645 | LIESENER SOILS INC | TOPSOIL | | 180.00 |
| Highway | 10645 | LIESENER SOILS INC | TOP SOIL | | 180.00 |
| Highway | 10428 | FRANK D GILLITZER ELECTRIC COMPANY LTD | REPAIR STREETLIGHTS OR SIGNALS | | 160.00 |
| Highway | 10624 | LANGE ENTERPRISES OF WISCONSIN INC | SIGNS | | 151.96 |
| Highway | 11165 | USCC SERVICES LLC | CELL PHONE MONTHLY BILLING | | 115.32 |
| Highway | 11195 | USIC LOCATING SERVICES INC | LOCATES | | 99.96 |
| Highway | 13553 | MILLENNIUM SAFETY LLC | SAFETY SUPPLIES -FIRST AID KIT | | 69.91 |
| Highway | 12883 | PB HAHN & CO INC | MARKING PAINT | | 53.94 |
| Highway | 12883 | PB HAHN & CO INC | FASTENERS | | 49.54 |
| Highway | 10698 | MEQUON CITY OF-PETTY CASH | REIMBURSEMENT DPW PETTY CASH | | 47.25 |
| Highway | 10698 | MEQUON CITY OF-PETTY CASH | REIMBURSEMENT DPW PETTY CASH | | 46.48 |
| Highway | 10698 | MEQUON CITY OF-PETTY CASH | REIMBURSEMENT DPW PETTY CASH | | 45.00 |
| Highway | 13073 | BOEHLKE HARDWARE & PLUMBING | PORTS | | 42.34 |
| Highway | 10287 | DIGGERS HOTLINE INC | LOCATES | | 41.40 |
| Highway | 10698 | MEQUON CITY OF-PETTY CASH | REIMBURSEMENT DPW PETTY CASH | | 35.42 |
| Highway | 11195 | USIC LOCATING SERVICES INC | LOCATES | | 33.32 |
| Highway | 12883 | PB HAHN & CO INC | DRILL BIT 1/2" | | 26.99 |
| Highway | 10287 | DIGGERS HOTLINE INC | LOCATES -MAY | | 7.20 |
| Highway Total | | | | | 8,720.14 |

Attachment: June 2025 AP Vendor Listing by Dept (10455 : June 2025 Vouchers Paid List)

| Processed by Department | Vendor Number | Vendor Name | Invoice Description | Grand Total | \$981,629.69 |
|--------------------------------------|---------------|--|--|-------------|------------------|
| | | | | | Line item amount |
| Human Resources | 11830 | ORGANIZATION DEVELOPMENT CONSULTANTS INC | ODC: PRE-EMPLOYMENT & PROMOTIONAL PSYCHOLOGICALS | | 1,050.00 |
| Human Resources | 12882 | AURORA MEDICAL GROUP, INC. | PRE EMPLOYMENT TESTING/SEASONAL EE DRUG SCREENING | | 378.00 |
| Human Resources | 12882 | AURORA MEDICAL GROUP, INC. | PRE EMPLOYMENT TESTING/SEASONAL EE DRUG SCREENING | | 200.00 |
| Human Resources | 12651 | AMAZON CAPITAL SERVICES, INC | AED WALL MOUNTED CABINET | | 92.99 |
| Human Resources | 11165 | USCC SERVICES LLC | CELL PHONE MONTHLY BILLING | | 30.68 |
| Human Resources Total | | | | | 1,751.67 |
| Information Services | 12448 | THE OFFICE TECHNOLOGY GROUP | CITY-WIDE PRINT SERVICES CONTRACT & LEASE | | 1,157.00 |
| Information Services | 12448 | THE OFFICE TECHNOLOGY GROUP | SWITCH WARRENTY & SUPPORT | | 521.00 |
| Information Services | 12920 | CHARTER COMMUNICATIONS HOLDINGS LLC | CITY HALL DESK TELEPHONES | | 314.87 |
| Information Services | 12920 | CHARTER COMMUNICATIONS HOLDINGS LLC | CITY HALL DESK TELEPHONES | | 314.48 |
| Information Services | 12651 | AMAZON CAPITAL SERVICES, INC | COMPUTER SPEAKERS, CABLE BOX, FILE CABINET, MOUSE | | 235.01 |
| Information Services | 12651 | AMAZON CAPITAL SERVICES, INC | BUSH BUSINESS FURNITURE FRONT OFFICE DESK | | 233.63 |
| Information Services | 12651 | AMAZON CAPITAL SERVICES, INC | YEALINK BLUETOOTH & WIRELESS HEADSETS | | 229.04 |
| Information Services | 12616 | MIDWEST FIBER NETWORKS LLC | INTERNET SERVICE FEE | | 200.00 |
| Information Services | 11165 | USCC SERVICES LLC | CELL PHONE MONTHLY BILLING | | 28.32 |
| Information Services | 12651 | AMAZON CAPITAL SERVICES, INC | USB TO USB CHARGING CABLE | | 6.44 |
| Information Services Total | | | | | 3,239.79 |
| Inspections | 11288 | WIS DEPT OF ADMINISTRATION | STATE SEALS | | 667.60 |
| Inspections | 11165 | USCC SERVICES LLC | CELL PHONE MONTHLY BILLING | | 127.47 |
| Inspections | 10192 | CENTRAL ENGRAVING LLC | NAME PLATE-R.ROMENS | | 20.00 |
| Inspections | 12651 | AMAZON CAPITAL SERVICES, INC | DATE STAMP | | 15.90 |
| Inspections Total | | | | | 830.97 |
| Legal Counsel | 12080 | WESOLOWSKI REIDENBACH & SAJDAK SC | 2025 LEGAL FEES-1/1/2025-1/31/2025 | | 6,982.50 |
| Legal Counsel | 12080 | WESOLOWSKI REIDENBACH & SAJDAK SC | 2025 LEGAL FEES-2/1/2025-2/28/2025 | | 6,982.50 |
| Legal Counsel | 10511 | HOUSEMAN & FEIND LLP | 2025 PROSECUTION LEGAL FEES | | 2,500.00 |
| Legal Counsel | 10511 | HOUSEMAN & FEIND LLP | 2025 PROSECUTION LEGAL FEES | | 820.00 |
| Legal Counsel Total | | | | | 17,285.00 |
| Local Road Projects | 11266 | WESTERN CULVERT & SUPPLY INC | CULVERTS FOR ROAD PROGRAM PROJECTS | | 3,516.33 |
| Local Road Projects | 11307 | WIS DEPT OF TRANSPORT 7366 | WISDOT MEQUON RD SIDEWALK (RES 4026 & 4139) | | 3,462.08 |
| Local Road Projects | 11266 | WESTERN CULVERT & SUPPLY INC | CULVERTS FOR ROAD PROGRAM PROJECTS | | 3,175.64 |
| Local Road Projects | 11307 | WIS DEPT OF TRANSPORT 7366 | WISDOT MEQUON RD SIDEWALK (RES 4026 & 4139) | | 2,312.83 |
| Local Road Projects | 11266 | WESTERN CULVERT & SUPPLY INC | CULVERTS FOR ROAD PROGRAM PROJECTS | | 1,122.55 |
| Local Road Projects | 10625 | LANNON STONE PRODUCTS, INC. | ROAD PROJECT CULVERT STONE | | 1,085.78 |
| Local Road Projects | 10625 | LANNON STONE PRODUCTS, INC. | ROAD PROJECT CULVERT STONE | | 728.49 |
| Local Road Projects | 10625 | LANNON STONE PRODUCTS, INC. | GRAVEL - SHOULDERS AND ROAD PROGRAM | | 537.26 |
| Local Road Projects | 10625 | LANNON STONE PRODUCTS, INC. | ROAD PROJECT CULVERT STONE | | 386.52 |
| Local Road Projects Total | | | | | 16,327.48 |
| Parks | 10172 | CARLIN SALES CORP | RESTORATION SEED, STRAW MAT, STAPLES | | 620.53 |
| Parks | 10691 | MENARDS | STAIR SUPPLIES @ WILLOW BAY PRESERVE | | 612.25 |
| Parks | 12400 | BRAKE & EQUIPMENT CO INC | TRAILER HITCH 405 & 406 | | 564.06 |
| Parks | 11326 | WISCONSIN PUMP AND SUMP INC | ROTARY PUMP HOLDING TANKS | | 390.00 |
| Parks | 10172 | CARLIN SALES CORP | TRIPLET FOR MEQ RD MEDIAN | | 295.90 |
| Parks | 10909 | PORT-A-JOHN, INC. | PORTABLE TOILETS | | 220.00 |
| Parks | 10172 | CARLIN SALES CORP | TRIPLET WEED CONTROL | | 147.95 |
| Parks | 10909 | PORT-A-JOHN, INC. | PORTABLE TOILETS JUNE VILLA GROVE | | 110.00 |
| Parks | 12883 | PB HAHN & CO INC | DISC FOR MOWER BLADES | | 52.46 |
| Parks | 12883 | PB HAHN & CO INC | 18 GAL BAGS PARKS | | 43.17 |
| Parks | 12883 | PB HAHN & CO INC | CABLE TIES 1000 PK | | 26.99 |
| Parks | 11165 | USCC SERVICES LLC | CELL PHONE MONTHLY BILLING | | 17.40 |
| Parks Total | | | | | 3,100.71 |
| Police | 11295 | WIS DEPT OF JUSTICE 2718 | WI DOJ RECORDS CHECKS | | 1,743.00 |
| Police | 12694 | AT&T MOBILITY LLC | CELL PHONE SERVICE | | 949.11 |
| Police | 13616 | DANIEL DELMORE | POLICE TRAINING | | 375.00 |
| Police | 13616 | DANIEL DELMORE | POLICE TRAINING | | 375.00 |
| Police | 12561 | STANARD & ASSOCIATES, INC. | POST TESTING | | 347.50 |
| Police | 11236 | WAUKESHA COUNTY TECHNICAL COLLEGE DISTRICT | POLICE TRAINING | | 318.95 |
| Police | 10708 | MEQUON POLICE-PETTY CASH | POLICE DEPT PETTY CASH REIMBURSEMENT | | 268.72 |
| Police | 11137 | WEST PUBLISHING CORPORATION | CLEAR INVESTIGATIVE SERVICE | | 204.45 |
| Police | 10608 | KUSTOM SIGNALS INC | RADAR MAINTENANCE AND REPAIR | | 195.00 |
| Police | 11153 | TRANS UNION LLC | CREDIT HISTORIES | | 159.05 |
| Police | 90001 | TEMP STAFF REIMB | REIMBURSEMENT TRAINING 5/27/25-6/12/2025 | | 156.12 |
| Police | 10408 | GALL'S LLC | POLICE UNIFORMS/EQUIPMENT | | 155.21 |
| Police | 12920 | CHARTER COMMUNICATIONS HOLDINGS LLC | SAFETY BUILDING DESK TELEPHONES | | 154.72 |
| Police | 10230 | CONLEY PUBLISHING GROUP LTD | PD CHIEF NEWS GRAPHIC SUBSCRIPTION-ACCT #0003802 | | 138.00 |
| Police | 12651 | AMAZON CAPITAL SERVICES, INC | UNIFORMS - CRU UNIFORM | | 126.00 |
| Police | 10885 | PERSONNEL EVALUATION INC | PRE EMPLOYMENT TESTING | | 125.00 |
| Police | 12558 | HALO BRANDED SOLUTIONS, INC. | UNIFORM EMBROIDERY | | 97.00 |
| Police | 12466 | LANGUAGE LINE SERVICES INC | TRANSLATION SERVICES | | 87.97 |
| Police | 13619 | VITAL RECORDS HOLDINGS, LLC | SHREDDING SERVICE | | 81.85 |
| Police | 11211 | VERIZON WIRELESS SERVICES LLC | RECORDS | | 75.00 |
| Police | 90001 | TEMP STAFF REIMB | REIMBURSEMENT TRAINING 5/19/25-5/22/25 | | 66.94 |
| Police | 12651 | AMAZON CAPITAL SERVICES, INC | MAINTENANCE & REPAIR - REPLACEMENT FAN | | 65.92 |
| Police | 90003 | POLICE RESERVE | 2024 AUXILIARY STIPEND | | 60.00 |
| Police | 90003 | POLICE RESERVE | 2024 AUXILIARY STIPEND | | 60.00 |
| Police | 13026 | ODP BUSINESS SOLUTIONS LLC | OFFICE SUPPLES | | 56.80 |
| Police | 10408 | GALL'S LLC | POLICE UNIFORMS/EQUIPMENT | | 55.92 |
| Police | 10866 | WISCONSIN HUMANE SOCIETY | STRAY ANIMAL SERVICES | | 55.00 |
| Police | 12651 | AMAZON CAPITAL SERVICES, INC | POLICE OFFICE SUPPLIES - NOTE PADS | | 52.29 |
| Police | 12651 | AMAZON CAPITAL SERVICES, INC | PD WORK SUPPLIES - DISINFECTING WIPES | | 43.63 |
| Police | 12558 | HALO BRANDED SOLUTIONS, INC. | UNIFORM EMBROIDERY | | 37.00 |
| Police | 12651 | AMAZON CAPITAL SERVICES, INC | POLICE OFFICE SUPPLIES - SQUAD INK | | 36.98 |
| Police | 10827 | NOTARY BOND RENEWAL SERVICE | NOTARY BOND RENEWAL-RUDOLPH | | 30.00 |
| Police | 11029 | WISCONSIN DEPT OF FINANCIAL INSTITUTIONS | NOTARY RENEWAL-RUDOLPH | | 20.00 |
| Police | 10708 | MEQUON POLICE-PETTY CASH | POLICE DEPT PETTY CASH REIMBURSEMENT | | 4.18 |
| Police Total | | | | | 6,778.31 |
| Public Safety Equipment | 13550 | KARI LYNN BECKFORD | K9 TRAINING | | 650.00 |
| Public Safety Equipment | 10417 | GENERAL COMMUNICATIONS INC | RADIO PARTS | | 600.00 |
| Public Safety Equipment | 13612 | MAGGIE STEINER | K9 BOARDING | | 400.00 |
| Public Safety Equipment | 12897 | ETHOS VETERINARY HEALTH LLC | VETERINARY SERVICES | | 345.63 |
| Public Safety Equipment | 90001 | TEMP STAFF REIMB | REIMBURSEMENT K-9 AC UNIT | | 178.30 |
| Public Safety Equipment | 90001 | TEMP STAFF REIMB | REIMBURSEMENT TREATS FOR POLICE K9 YUKON TRAINING | | 21.07 |
| Public Safety Equipment Total | | | | | 2,195.00 |
| Public Safety Vehicles | 10639 | CARY A. SCHOESSOW | SQUAD GRAPHICS | | 777.00 |
| Public Safety Vehicles Total | | | | | 777.00 |
| Public Works Other | 10428 | FRANK D GILLITZER ELECTRIC COMPANY LTD | LOCATE MEQUON RD STREETLIGHT WIRES FOR WISDOT PROJ | | 1,886.95 |
| Public Works Other Total | | | | | 1,886.95 |
| Public Works Vehicles | 10360 | JFTCO, INC | 36" REPLACEMENT BUCKET FOR MINI EXCAVATOR | | 1,785.00 |
| Public Works Vehicles Total | | | | | 1,785.00 |
| Sewer General Activities | 10757 | SECURIAN LIFE INSURANCE COMPANY | POLICY 002832L UNIT 33302 7/1/2025-7/31/2025 | | 269.17 |
| Sewer General Activities | 10810 | NORTH SHORE BANK FSB | DEFERRED COMP 6/6/2025 | | 70.00 |
| Sewer General Activities | 10810 | NORTH SHORE BANK FSB | DEFERRED COMP 6/20/2025 | | 70.00 |
| Sewer General Activities | 11331 | WIS SUPPORT COLLECTIONS TRUST | SUPPORT # 5956557 8648779 7844747 7657807 6/6/25 | | 40.39 |
| Sewer General Activities | 11331 | WIS SUPPORT COLLECTIONS TRUST | SUPPORT # 5956557 8648779 7844747 7657807 6/20/25 | | 40.39 |
| Sewer General Activities | 10757 | SECURIAN LIFE INSURANCE COMPANY | POLICY 76038 ACCIDENT JULY 2025 | | 9.04 |
| Sewer General Activities | 10757 | SECURIAN LIFE INSURANCE COMPANY | POLICY 002832L UNIT 33302 7/1/2025-7/31/2025 | | 8.00 |

Attachment: June 2025 AP Vendor Listing by Dept (10455 : June 2025 Vouchers Paid List)

| Processed by Department | Vendor Number | Vendor Name | Invoice Description | Grand Total | \$981,629.69 |
|---|---------------|--|--|------------------|-------------------|
| | | | | Line Item amount | |
| Sewer General Activities Total | | | | | 506.99 |
| Sewer UT Operations | 12690 | APPLIED TECHNOLOGIES INC | DESIGN LS E (3616-23E) RES#4033 | | 27,208.40 |
| Sewer UT Operations | 12288 | SABEL MECHANICAL LLC | PUMP AND VALVE REPAIR | | 4,741.51 |
| Sewer UT Operations | 13621 | WEST INDUSTRIAL SALES AND INSTALL | PALLET RACKING | | 632.00 |
| Sewer UT Operations | 11177 | UNITED DISPOSAL SERVICES LLC | DUMPSTER FEES | | 539.10 |
| Sewer UT Operations | 90007 | MISC REFUNDS | 2025 HOA ANNUAL DUES FOR 2010 RANCH ROAD | | 389.02 |
| Sewer UT Operations | 11307 | WIS DEPT OF TRANSPORT 7366 | SANITARY RELAY STH 57 (#1953-1-18) RES #3700 | | 364.92 |
| Sewer UT Operations | 11177 | UNITED DISPOSAL SERVICES LLC | DUMPSTER FEES | | 267.75 |
| Sewer UT Operations | 10428 | FRANK D GILLITZER ELECTRIC COMPANY LTD | STATION O TRANSFER SWITCH | | 220.00 |
| Sewer UT Operations | 10840 | OLSEN SAFETY EQUIPMENT CORPORATION | GAS MONITORS AND TESTING EQUIPMENT | | 159.51 |
| Sewer UT Operations | 10691 | MENARDS | SUMP PUMP & PARTS | | 151.26 |
| Sewer UT Operations | 10252 | CTC SUPPLIES INC | WASH RAGS | | 147.70 |
| Sewer UT Operations | 10647 | LINCOLN CONTRACTORS SUPPLY INC | FIBERGLASS POLE | | 112.99 |
| Sewer UT Operations | 11165 | USCC SERVICES LLC | CELL PHONE MONTHLY BILLING | | 111.77 |
| Sewer UT Operations | 11307 | WIS DEPT OF TRANSPORT 7366 | WISDOT MEQUON RD SIDEWALK (RES 4026 & 4139) | | 46.19 |
| Sewer UT Operations | 10691 | MENARDS | SEALER FOR TRAILER | | 35.88 |
| Sewer UT Operations | 11307 | WIS DEPT OF TRANSPORT 7366 | WISDOT MEQUON RD SIDEWALK (RES 4026 & 4139) | | 30.86 |
| Sewer UT Operations | 12883 | PB HAHN & CO INC | STATION SUPPLIES | | 10.78 |
| Sewer UT Operations | 10691 | MENARDS | STATION AND SHOP SUPPLIES | | 9.99 |
| Sewer UT Operations | 12883 | PB HAHN & CO INC | KEYS | | 5.38 |
| Sewer UT Operations Total | | | | | 35,185.01 |
| Special Events | 12321 | MICHAEL LANDEY | TASTE OF MEQUON STAGE & TABLES | | 1,549.50 |
| Special Events | 10909 | PORT-A-JOHN, INC. | REDBUD FESTIVAL RESTROOM RENTAL | | 855.00 |
| Special Events | 11177 | UNITED DISPOSAL SERVICES LLC | DUMPSTER FOR REDBUD FESTIVAL | | 435.00 |
| Special Events Total | | | | | 2,839.50 |
| Special Federal Grant Fund | 13611 | CASHIN SPINELLI & FERRETTI, LLC | LEMKE PARK COMBINED FACILITY CONSTRUCTION #13 | | 23,299.83 |
| Special Federal Grant Fund | 13587 | THE LAKOTA GROUP INC | CIVIC CAMPUS CONSULTANT | | 5,552.51 |
| Special Federal Grant Fund | 11701 | TYLER TECHNOLOGIES INC | LMS: TYLER TECH EPL IMPLEMENTATION- RES 4161 | | 4,200.00 |
| Special Federal Grant Fund | 11701 | TYLER TECHNOLOGIES INC | LMS: TYLER TECH EPL IMPLEMENTATION- RES 4161 | | 3,500.00 |
| Special Federal Grant Fund Total | | | | | 36,552.34 |
| Swimming Pool | 11790 | CARRICO AQUATIC RESOURCES INC | 3RD PAYMENT OF WATER AGREEMENT CONTRACT | | 3,060.00 |
| Swimming Pool | 11790 | CARRICO AQUATIC RESOURCES INC | DE FILTER MEDIA & TEST STRIPS | | 2,347.80 |
| Swimming Pool | 10022 | J. F. AHERN CO | REPLACE DRAINAGE VALVE ON POOL | | 1,231.50 |
| Swimming Pool | 12651 | AMAZON CAPITAL SERVICES, INC | POOL - PAINT SEALANTS AND RINGS | | 1,027.98 |
| Swimming Pool | 12651 | AMAZON CAPITAL SERVICES, INC | POOL SHOWER CURTAINS AND PLASTER REPAIR KIT | | 179.17 |
| Swimming Pool | 12651 | AMAZON CAPITAL SERVICES, INC | LIGHTING FOR POOL | | 113.96 |
| Swimming Pool | 10698 | MEQUON CITY OF-PETTY CASH | REIMBURSEMENT DPW PETTY CASH | | 37.90 |
| Swimming Pool | 12883 | PB HAHN & CO INC | POOL SHOWER PARTS | | 32.36 |
| Swimming Pool | 12651 | AMAZON CAPITAL SERVICES, INC | POOL SUPPLIES | | 14.99 |
| Swimming Pool Total | | | | | 8,045.66 |
| TIF 3 | 13529 | INNOVATIVE SIGNS, INC. | TC OIT MONUMENTS | | 1,850.00 |
| TIF 3 | 13529 | INNOVATIVE SIGNS, INC. | TC OIT MONUMENTS | | 1,055.21 |
| TIF 3 Total | | | | | 2,905.21 |
| TIF 4 | 12353 | HARWOOD ENGINEERING CONSULTANTS | PORT WASHINGTON ROAD STREETScape CONSULTANT | | 2,818.75 |
| TIF 4 | 12353 | HARWOOD ENGINEERING CONSULTANTS | PORT WASHINGTON ROAD STREETScape CONSULTANT | | 240.00 |
| TIF 4 | 10230 | CONLEY PUBLISHING GROUP LTD | NEWSPAPER PUBLIC NOTICE | | 91.22 |
| TIF 4 Total | | | | | 3,149.97 |
| TIF 5 | 12353 | HARWOOD ENGINEERING CONSULTANTS | PORT WASHINGTON ROAD STREETScape CONSULTANT | | 2,818.75 |
| TIF 5 | 12353 | HARWOOD ENGINEERING CONSULTANTS | PORT WASHINGTON ROAD STREETScape CONSULTANT | | 240.00 |
| TIF 5 | 10230 | CONLEY PUBLISHING GROUP LTD | NEWSPAPER PUBLIC NOTICE | | 91.22 |
| TIF 5 Total | | | | | 3,149.97 |
| Water General Activities | 10206 | CITY WATER LLC | MANAGEMENT & OPERATIONS SERVICES 5/2025 | | 1,260.00 |
| Water General Activities | 10757 | SECURIAN LIFE INSURANCE COMPANY | POLICY 002832L UNIT 33302 7/1/2025-7/31/2025 | | 12.10 |
| Water General Activities Total | | | | | 1,272.10 |
| Water UT Operations | 10755 | CITY OF MILWAUKEE | PURCHASED WATER | | 73,986.57 |
| Water UT Operations | 11195 | USIC LOCATING SERVICES INC | LOCATING MAY | | 11,080.02 |
| Water UT Operations | 10206 | CITY WATER LLC | MANAGEMENT & OPERATIONS SERVICES 5/2025 | | 6,960.00 |
| Water UT Operations | 10206 | CITY WATER LLC | MANAGEMENT & OPERATIONS SERVICES 5/2025 | | 6,093.45 |
| Water UT Operations | 10206 | CITY WATER LLC | MANAGEMENT & OPERATIONS SERVICES 5/2025 | | 5,475.87 |
| Water UT Operations | 10287 | DIGGERS HOTLINE INC | LOCATES | | 3,133.80 |
| Water UT Operations | 10206 | CITY WATER LLC | MANAGEMENT & OPERATIONS SERVICES 5/2025 | | 2,964.38 |
| Water UT Operations | 10091 | BADGER METER INC | FOUR 1 1/2 INCH METERS | | 2,733.00 |
| Water UT Operations | 10206 | CITY WATER LLC | MANAGEMENT & OPERATIONS SERVICES 5/2025 | | 2,300.00 |
| Water UT Operations | 10206 | CITY WATER LLC | MANAGEMENT & OPERATIONS SERVICES 5/2025 | | 2,100.00 |
| Water UT Operations | 10206 | CITY WATER LLC | MANAGEMENT & OPERATIONS SERVICES 5/2025 | | 1,976.25 |
| Water UT Operations | 10206 | CITY WATER LLC | MANAGEMENT & OPERATIONS SERVICES 5/2025 | | 1,778.63 |
| Water UT Operations | 10287 | DIGGERS HOTLINE INC | LOCATES -MAY | | 1,222.20 |
| Water UT Operations | 10206 | CITY WATER LLC | MANAGEMENT & OPERATIONS SERVICES 5/2025 | | 1,152.82 |
| Water UT Operations | 10206 | CITY WATER LLC | MANAGEMENT & OPERATIONS SERVICES 5/2025 | | 988.13 |
| Water UT Operations | 10206 | CITY WATER LLC | MANAGEMENT & OPERATIONS SERVICES 5/2025 | | 700.00 |
| Water UT Operations | 13098 | HD SUPPLY INC | HYDRANT MARKERS | | 653.30 |
| Water UT Operations | 10206 | CITY WATER LLC | MANAGEMENT & OPERATIONS SERVICES 5/2025 | | 600.00 |
| Water UT Operations | 11144 | D.F. TOMASINI CONTRACTORS INC | SWAN ROAD WE ENERGIES REIMBURSEMENT | | 584.63 |
| Water UT Operations | 10206 | CITY WATER LLC | MANAGEMENT & OPERATIONS SERVICES 5/2025 | | 528.01 |
| Water UT Operations | 10206 | CITY WATER LLC | MANAGEMENT & OPERATIONS SERVICES 5/2025 | | 500.00 |
| Water UT Operations | 10206 | CITY WATER LLC | MANAGEMENT & OPERATIONS SERVICES 5/2025 | | 494.06 |
| Water UT Operations | 10206 | CITY WATER LLC | MANAGEMENT & OPERATIONS SERVICES 5/2025 | | 494.06 |
| Water UT Operations | 10206 | CITY WATER LLC | MANAGEMENT & OPERATIONS SERVICES 5/2025 | | 350.00 |
| Water UT Operations | 10815 | NORTH SHORE WATER COMMISSION | SYSTEM SAMPLES | | 300.00 |
| Water UT Operations | 10206 | CITY WATER LLC | MANAGEMENT & OPERATIONS SERVICES 5/2025 | | 250.00 |
| Water UT Operations | 10206 | CITY WATER LLC | MANAGEMENT & OPERATIONS SERVICES 5/2025 | | 220.00 |
| Water UT Operations | 10206 | CITY WATER LLC | MANAGEMENT & OPERATIONS SERVICES 5/2025 | | 82.34 |
| Water UT Operations | 10815 | NORTH SHORE WATER COMMISSION | SYSTEM SAMPLES | | 60.00 |
| Water UT Operations | 10645 | LIESENER SOILS INC | SOIL FOR RESTORATION | | 36.00 |
| Water UT Operations | 10739 | MILWAUKEE COUNTY REGISTER OF DEEDS | RIVER HILLS WATER DIST. EASEMENT DEED REGISTRATION | | 30.00 |
| Water UT Operations | 11165 | USCC SERVICES LLC | CELL PHONE MONTHLY BILLING | | 14.41 |
| Water UT Operations | 11307 | WIS DEPT OF TRANSPORT 7366 | WISDOT MEQUON RD SIDEWALK (RES 4026 & 4139) | | 14.27 |
| Water UT Operations | 11307 | WIS DEPT OF TRANSPORT 7366 | WISDOT MEQUON RD SIDEWALK (RES 4026 & 4139) | | 9.54 |
| Water UT Operations Total | | | | | 129,865.74 |

Attachment: June 2025 AP Vendor Listing by Dept (10455 : June 2025 Vouchers Paid List)

CITY OF MEQUON
11333 N CEDARBURG ROAD
MEQUON, WI 53092

| THE FOLLOWING VOUCHERS PAID: | JULY 2025 |
|-----------------------------------|-------------------------------|
| GENERAL FUND (0110) | \$ 865,140.66 |
| SPECIAL REVENUE FUND (0210) | 0.00 |
| PARKS & OPEN SPACE (0220) | 3,586.00 |
| REVOLVING LOAN FUND (0230) | 0.00 |
| SPECIAL FEDERAL GRANT FUND (0250) | 71,656.25 |
| DEBT SERVICE FUND (0310) | 0.00 |
| DEBT SERVICE TIF 2 FUND (0320) | 100.00 |
| DEBT SERVICE TIF 3 FUND (0330) | 300.00 |
| CAPITAL PROJECT FUND (0410) | 27,102.10 |
| SEWER UT FUND (0610) | 20,443.38 |
| WATER UT FUND (0620) | 87,714.40 |
| TAX FIDUCIARY FUND (0810) | 0.00 |
| TOTAL | <u><u>\$ 1,076,042.79</u></u> |

Attachment: Voucher List (10527 : July 2025 Vouchers Paid List)

| | | | Grand Total | \$1,076,042.79 |
|--------------------------------------|---------------|--|--|-------------------|
| Processed by Department | Vendor Number | Vendor Name | Invoice Description | Line item amount |
| ASSESSOR | 13129 | CATALIS TAX & CAMA INC | 2025 ASSESSOR CONTRACT-INSTALLMENT #6 | 13,333.33 |
| Assessor Total | | | | 13,333.33 |
| BUILDING MAINTENANCE | 10022 | J. F. AHERN CO | JULY HVAC CONTRACT | 2,640.75 |
| BUILDING MAINTENANCE | 10022 | J. F. AHERN CO | CHILLER REPAIR SAFETY BUILDING | 1,815.00 |
| BUILDING MAINTENANCE | 10073 | AT&T CORP | CITY HALL PHONE LINES | 498.19 |
| BUILDING MAINTENANCE | 10115 | BELL TAPE INC | GARBAGE BAGS FOR MUNICIPAL BUILDINGS | 540.60 |
| BUILDING MAINTENANCE | 10204 | CINTAS CORPORATION NO 2 | FIRE ALARM CONTRACT DPW/BATTERY REPAIR FIRE ALARM | 575.00 |
| BUILDING MAINTENANCE | 10204 | CINTAS CORPORATION NO 2 | FIRE ALARM CONTRACT DPW/BATTERY REPAIR FIRE ALARM | 1,269.99 |
| BUILDING MAINTENANCE | 10886 | PEST ARREST EXTERMINATING | PEST CONTROL CONTRACT | 135.00 |
| BUILDING MAINTENANCE | 11145 | TELOCIN GROUP INC | SAFETY BUILDING GENERATOR COOLING SYSTEM REPAIR | 3,135.68 |
| BUILDING MAINTENANCE | 11581 | STAPLES BUSINESS ADVANTAGE | JANITORIAL SUPPLIES - CITY BLDGS | 249.46 |
| BUILDING MAINTENANCE | 12124 | PACKERLAND RENT-A-MAT, INC. | MAT CONTRACT - JUNE | 140.66 |
| BUILDING MAINTENANCE | 13011 | TK ELEVATOR CORPORATION | ELEVATOR CONTRACT PYMT #3 | 654.00 |
| BUILDING MAINTENANCE | 13601 | ENVIRONMENT CONTROL OF WISCONSIN, INC. | DPW/CITY HALL/SAFETY CLEANING SERVICES RES 4180 | 1,326.00 |
| BUILDING MAINTENANCE | 13601 | ENVIRONMENT CONTROL OF WISCONSIN, INC. | DPW/CITY HALL/SAFETY CLEANING SERVICES RES 4180 | 2,830.00 |
| BUILDING MAINTENANCE | 13601 | ENVIRONMENT CONTROL OF WISCONSIN, INC. | DPW/CITY HALL/SAFETY CLEANING SERVICES RES 4180 | 2,575.00 |
| BUILDING MAINTENANCE | 11165 | USCC SERVICES LLC | CELL PHONE MONTHLY BILLING | 26.75 |
| Building Maintenance Total | | | | 18,412.08 |
| CITY ADMINISTRATOR | 11165 | USCC SERVICES LLC | CELL PHONE MONTHLY BILLING | 32.45 |
| CITY ADMINISTRATOR | 11747 | CIVICPLUS LLC | WEB OPEN PLATFORM MIGRATION/PREMIUM WEB OPEN ANN. | 4,305.00 |
| CITY ADMINISTRATOR | 90001 | TEMP STAFF REIMB | REIMBURSEMENT-EXPENSE FOR WCMA CONFERENCE | 20.23 |
| CITY ADMINISTRATOR | 90001 | TEMP STAFF REIMB | REIMBURSEMENT-EXPENSE FOR GFOA CONFERENCE | 44.60 |
| City Administrator Total | | | | 4,402.28 |
| CITY CLERK | 10230 | CONLEY PUBLISHING GROUP LTD | CONLEY MEDIA PRINTING AND PUBLIC NOTICES JUNE 2025 | 301.03 |
| CITY CLERK | 10896 | PITNEY BOWES GLOBAL FINANCIAL SERVICES LLC | LEASE STREAMING 4/18 - 7/17-25 | 916.17 |
| CITY CLERK | 12532 | GRANICUS, LLC | CIVIC STREAMING AND AGENDA MINUTES JULY 2025 | 1,380.22 |
| CITY CLERK | 12651 | AMAZON CAPITAL SERVICES, INC | AMAZON COPY PAPER, LABELS AND PEN HOLDER FOR CC | 453.09 |
| CITY CLERK | 12651 | AMAZON CAPITAL SERVICES, INC | AMAZON EXTERNAL HARD DRIVE 5TB | 116.55 |
| City Clerk Total | | | | 3,167.06 |
| COMMON COUNCIL | 12651 | AMAZON CAPITAL SERVICES, INC | SUPPLIES FOR EMPLOYEE BREWERS GAME | 11.52 |
| COMMON COUNCIL | 12651 | AMAZON CAPITAL SERVICES, INC | FRAME FOR MAYORAL PROCLAMATION | 39.49 |
| COMMON COUNCIL | 12651 | AMAZON CAPITAL SERVICES, INC | FUN BEFORE THE 4TH PARADE CANDY | 863.91 |
| COMMON COUNCIL | 12651 | AMAZON CAPITAL SERVICES, INC | FUN BEFORE THE 4TH PARADE CANDY | 88.90 |
| Common Council Total | | | | 1,003.82 |
| COMMUNICATIONS | 12651 | AMAZON CAPITAL SERVICES, INC | COMMUNICATIONS OFFICE SUPPLIES - LABEL MAKER | 39.99 |
| COMMUNICATIONS | 12651 | AMAZON CAPITAL SERVICES, INC | COMMUNICATIONS OFFICE SUPPLIES - ENVELOPES | 17.63 |
| COMMUNICATIONS | 12651 | AMAZON CAPITAL SERVICES, INC | COMMUNICATIONS OFFICE SUPPLIES - MANILA FOLDERS | 15.99 |
| COMMUNICATIONS | 12651 | AMAZON CAPITAL SERVICES, INC | COMMUNICATIONS OFFICE SUPPLIES - THUMB DRIVES | 62.90 |
| COMMUNICATIONS | 13026 | ODP BUSINESS SOLUTIONS LLC | OFFICE SUPPLIES - POST ITS | 7.95 |
| COMMUNICATIONS | 13026 | ODP BUSINESS SOLUTIONS LLC | OFFICE SUPPLIES | 65.53 |
| COMMUNICATIONS | 90001 | TEMP STAFF REIMB | REIMBURSEMENT TRAINING 6/18/25-6/20/25 | 66.38 |
| Communications Total | | | | 276.37 |
| COMMUNITY DEVELOPMENT | 10230 | CONLEY PUBLISHING GROUP LTD | NEWSPAPER PUBLIC NOTICE | 129.84 |
| COMMUNITY DEVELOPMENT | 11165 | USCC SERVICES LLC | CELL PHONE MONTHLY BILLING | 67.27 |
| Community Development Total | | | | 197.11 |
| DEBT SERVICE TIF 2 FUND | 12380 | BOND TRUST SERVICES CORP | GENERAL OBLIGATION REFUNDING BONDS 2020A AGENT FEE | 100.00 |
| Debt Service TIF 2 Fund Total | | | | 100.00 |
| DEBT SERVICE TIF 3 FUND | 12380 | BOND TRUST SERVICES CORP | GENERAL OBLIGATION REFUNDING BONDS 2020A AGENT FEE | 300.00 |
| Debt Service TIF 3 Fund Total | | | | 300.00 |
| ENGINEERING | 11062 | R.A. SMITH, INC | ENCLAVE 8 INSPECTIONS RES 4191 | 4,359.60 |
| ENGINEERING | 11062 | R.A. SMITH, INC | ENCLAVE 8 INSPECTIONS RES 4191 | 6,660.67 |
| ENGINEERING | 11165 | USCC SERVICES LLC | ENGINEERING GPS CELL SERVICE-JUNE & DATA AT LEMKE | 25.82 |
| ENGINEERING | 11744 | MASTER GRAPHICS INC | PLOTWAVE 345 PLOTTER | 325.30 |
| ENGINEERING | 12651 | AMAZON CAPITAL SERVICES, INC | MONITOR MOUNT | 33.24 |
| ENGINEERING | 10206 | CITY WATER LLC | MANAGEMENT & OPERATIONS SERVICES 6/2025 | 2,866.50 |
| ENGINEERING | 11165 | USCC SERVICES LLC | CELL PHONE MONTHLY BILLING | 123.75 |
| Engineering Total | | | | 14,394.88 |
| FINANCE | 10096 | BAKER TILLY VIRCHOW KRAUSE,LLP | YE 2024 AUDIT SERVICES-PROGRESS BILLING #7 | 5,474.04 |
| FINANCE | 12651 | AMAZON CAPITAL SERVICES, INC | EXPANSION FILE FOLDERS | 22.99 |
| FINANCE | 90001 | TEMP STAFF REIMB | REIMBURSEMENT-GFOA CONFERENCE EXPENSES | 130.91 |
| Finance Total | | | | 5,627.94 |
| FIRE / EMS | 13072 | SOUTHERN OZAUKEE FIRE AND EMERGENCY SERVICES | 2025 SOFD ANNUAL FUNDING-3RD QUARTER | 369,705.25 |
| Fire / EMS Total | | | | 369,705.25 |
| FLEET SERVICES | 10360 | JFTCO, INC | 365 AIR FILTER | 105.14 |
| FLEET SERVICES | 10360 | JFTCO, INC | 365 FILTERS | 127.92 |
| FLEET SERVICES | 10360 | JFTCO, INC | 347 FILTER | 44.48 |
| FLEET SERVICES | 10384 | FIVE CORNERS DODGE INC | 958 BATTERIES | 405.75 |
| FLEET SERVICES | 10426 | GIERACH'S SERVICE INC | 551 TOW - FIRE DEPT | 390.00 |
| FLEET SERVICES | 10426 | GIERACH'S SERVICE INC | 201 STEERING & ALIGNMENT | 766.73 |
| FLEET SERVICES | 10475 | HALRON LUBRICANTS INC | 1/55 1000 THF CHEVRON & DRUM DEPOSIT | 742.87 |
| FLEET SERVICES | 10475 | HALRON LUBRICANTS INC | BULK OIL PURCHASE | 3,776.05 |
| FLEET SERVICES | 10475 | HALRON LUBRICANTS INC | BULK ATF CHEVRON | 2,469.63 |
| FLEET SERVICES | 10582 | KAESTNER AUTO ELECTRIC CO | AUTOMOTIVE ELECTRICAL | 651.08 |
| FLEET SERVICES | 10621 | LAKESIDE INTERNATIONAL TRUCKS, LLC | 312 FILTER | 108.64 |
| FLEET SERVICES | 10621 | LAKESIDE INTERNATIONAL TRUCKS, LLC | 310 TANK STRAP | 354.26 |
| FLEET SERVICES | 10650 | JOHN P LOCHEN CO INC | 361 RAM STOPS | 53.09 |
| FLEET SERVICES | 11004 | SAFETY-KLEEN SYSTEMS INC | OIL RECYCLING | 1,639.80 |
| FLEET SERVICES | 11122 | TERMINAL SUPPLY INC | ELECTRICAL SUPPLIES | 660.48 |
| FLEET SERVICES | 11503 | MID-STATE GROUP, INC. | 361 WINDSHIELD | 1,015.39 |
| FLEET SERVICES | 11675 | GIELOW'S LAWN & GARDEN EQUIPMENT INC | 414 BELTS | 363.58 |
| FLEET SERVICES | 11675 | GIELOW'S LAWN & GARDEN EQUIPMENT INC | 457 DECK PULLEY | 254.78 |
| FLEET SERVICES | 11676 | TRUCK COUNTRY OF WISCONSIN | ASY-BAND FUEL TANK 50 GAL | 340.38 |
| FLEET SERVICES | 12103 | BROOKS TRACTOR, INC. | 329 FILTER | 69.76 |
| FLEET SERVICES | 12228 | GORDIE BOUCHER VILLAGE FORD | SQUAD 20 ROTORS | 159.96 |
| FLEET SERVICES | 12228 | GORDIE BOUCHER VILLAGE FORD | SQUAD 20 SWITCH | 86.05 |
| FLEET SERVICES | 12390 | ADVANCE AUTO PARTS | DIE HARD SILVER BATTERY | 135.99 |

Attachment: July 2025 AP Vendor Listing by Dept (10527 : July 2025 Vouchers Paid List)

| | | | Grand Total | \$1,076,042.79 |
|----------------------------------|---------------|---------------------------------------|--|------------------|
| Processed by Department | Vendor Number | Vendor Name | Invoice Description | Line item amount |
| FLEET SERVICES | 12390 | ADVANCE AUTO PARTS | GEAR OIL & SYNPOWER FS GO | 94.73 |
| FLEET SERVICES | 12390 | ADVANCE AUTO PARTS | PULLEY, BELT TENSIONER, & FLTRUN MICRO-V | 215.91 |
| FLEET SERVICES | 12390 | ADVANCE AUTO PARTS | PAINTED ROTOR | 58.49 |
| FLEET SERVICES | 12390 | ADVANCE AUTO PARTS | 555 IGNITION COIL | 94.82 |
| FLEET SERVICES | 12390 | ADVANCE AUTO PARTS | 554 BLOWER PARTS | 98.56 |
| FLEET SERVICES | 12390 | ADVANCE AUTO PARTS | 554 WINDOW REGULATOR | 299.99 |
| FLEET SERVICES | 12400 | BRAKE & EQUIPMENT CO INC | HD TRUCK PARTS | 339.32 |
| FLEET SERVICES | 12856 | PERFECT CIRCLE TIRE LLC | TIRES & MOUNTING | 301.44 |
| FLEET SERVICES | 12886 | WALDSCHMIDT & SONS INC | 455 DRIVE BELTS | 179.96 |
| FLEET SERVICES | 13013 | EDWARD H WOLF & SONS INC | FUEL | 19,220.85 |
| FLEET SERVICES | 13013 | EDWARD H WOLF & SONS INC | FUEL | 20,959.65 |
| FLEET SERVICES | 10475 | HALRON LUBRICANTS INC | RETURN-DRUM | -20.00 |
| FLEET SERVICES | 11165 | USCC SERVICES LLC | CELL PHONE MONTHLY BILLING | 30.70 |
| FLEET SERVICES | 12228 | GORDIE BOUCHER VILLAGE FORD | CORE RETURN | -18.00 |
| FLEET SERVICES | 12390 | ADVANCE AUTO PARTS | REFUND-BATTERY & BRAKE CALIPERS | -152.00 |
| FLEET SERVICES | 12390 | ADVANCE AUTO PARTS | RETURN-CAP COOLANT BOTTLE | -8.38 |
| FLEET SERVICES | 12390 | ADVANCE AUTO PARTS | RETURN-BRAKE PADS | -61.40 |
| FLEET SERVICES | 12390 | ADVANCE AUTO PARTS | RETURN - RADIATOR | -365.49 |
| Fleet Services Total | | | | 55,990.96 |
| FORESTRY | 10569 | SITEONE LANDSCAPE SUPPLY HOLDING, LLC | CLAMP, COUPLING, & IRRIGATION SUPPLIES FOR REPAIR | 36.99 |
| FORESTRY | 10909 | PORT-A-JOHN, INC. | BRUSH SITE RESTROOM | 91.00 |
| FORESTRY | 11165 | USCC SERVICES LLC | CELL PHONE MONTHLY BILLING | 28.98 |
| Forestry Total | | | | 156.97 |
| GENERAL FUND - GENERAL ACTIVITES | 10610 | LABOR ASSOCIATION OF WISCONSIN, INC. | MEQUON PAYROLL 7/18/2025 GRAYCAREK | 10.00 |
| GENERAL FUND - GENERAL ACTIVITES | 10707 | MEQUON POLICE ASSOCIATION | UNION DUES 7/3/2025 | 2,160.00 |
| GENERAL FUND - GENERAL ACTIVITES | 10810 | NORTH SHORE BANK FSB | DEFERRED COMP 7/3/2025 | 775.00 |
| GENERAL FUND - GENERAL ACTIVITES | 10810 | NORTH SHORE BANK FSB | DEFERRED COMP 7/18/2025 | 775.00 |
| GENERAL FUND - GENERAL ACTIVITES | 11331 | WIS SUPPORT COLLECTIONS TRUST | SUPPORT # 5956557 8648779 7844747 7657807 7/3/25 | 1,280.47 |
| GENERAL FUND - GENERAL ACTIVITES | 11331 | WIS SUPPORT COLLECTIONS TRUST | SUPPORT # 5956557 8648779 7844747 7657807 7/18/25 | 1,280.47 |
| GENERAL FUND - GENERAL ACTIVITES | 12920 | CHARTER COMMUNICATIONS HOLDINGS LLC | SAFETY BUILDING DESK TELEPHONES | 103.05 |
| GENERAL FUND - GENERAL ACTIVITES | 10757 | SECURIAN LIFE INSURANCE COMPANY | POLICY 76038 ACCIDENT AUGUST 2025 | 75.40 |
| GENERAL FUND - GENERAL ACTIVITES | 10757 | SECURIAN LIFE INSURANCE COMPANY | POLICY 002832L UNIT 33302 8/1/2025-8/31/2025 | 3,561.55 |
| GENERAL FUND - GENERAL ACTIVITES | 10757 | SECURIAN LIFE INSURANCE COMPANY | POLICY 002832L UNIT 33302 8/1/2025-8/31/2025 | 99.20 |
| GENERAL FUND - GENERAL ACTIVITES | 10865 | OZAUKEE COUNTY TREASURER | DOG TAGS SOLD 2/4/2025-6/30/2025 TAG #3449-#3741 | 943.00 |
| GENERAL FUND - GENERAL ACTIVITES | 13554 | DVM INSURANCE AGENCY | ORG ID 24454-EMPLOYEE PET INSURANCE PREMIUMS | 430.20 |
| GENERAL FUND - GENERAL ACTIVITES | 90002 | PARK REFUNDS | REFUND RIVER BARN PARK SECURITY DEPOSIT 6/8/2025 | 200.00 |
| GENERAL FUND - GENERAL ACTIVITES | 90002 | PARK REFUNDS | REFUND REUTER PARK SECURITY DEPOSIT 6/7/2025 | 200.00 |
| GENERAL FUND - GENERAL ACTIVITES | 90002 | PARK REFUNDS | REFUND REUTER PARK SECURITY DEPOSIT 6/5/2025 | 200.00 |
| GENERAL FUND - GENERAL ACTIVITES | 90002 | PARK REFUNDS | REFUND RIVER BARN PARK SECURITY DEPOSIT 6/7/2025 | 200.00 |
| GENERAL FUND - GENERAL ACTIVITES | 90002 | PARK REFUNDS | REFUND S. ROTARY PARK SECURITY DEPOSIT 6/8/2025 | 100.00 |
| GENERAL FUND - GENERAL ACTIVITES | 90002 | PARK REFUNDS | REFUND ROTARY PARK SECURITY DEPOSIT 6/20/2025 | 100.00 |
| GENERAL FUND - GENERAL ACTIVITES | 90002 | PARK REFUNDS | REFUND S. ROTARY PARK SECURITY DEPOSIT 6/21/2025 | 100.00 |
| GENERAL FUND - GENERAL ACTIVITES | 90002 | PARK REFUNDS | REFUND TOURNAMENT FIELD DEPOSIT 6/20/25-6/22/25 | 300.00 |
| GENERAL FUND - GENERAL ACTIVITES | 90002 | PARK REFUNDS | REFUND REUTER PARK SECURITY DEPOSIT 6/21/2025 | 200.00 |
| GENERAL FUND - GENERAL ACTIVITES | 90002 | PARK REFUNDS | REFUND ROTARY PARK SECURITY DEPOSIT 6/22/2025 | 100.00 |
| GENERAL FUND - GENERAL ACTIVITES | 90002 | PARK REFUNDS | REFUND RIVER BARN PARK SECURITY DEPOSIT 7/4/25 | 200.00 |
| GENERAL FUND - GENERAL ACTIVITES | 90002 | PARK REFUNDS | REFUND REUTER PARK SECURITY DEPOSIT 6/27-6/29/25 | 200.00 |
| GENERAL FUND - GENERAL ACTIVITES | 90002 | PARK REFUNDS | REFUND RIVER BARN PARK SECURITY DEPOSIT 6/28/25 | 200.00 |
| GENERAL FUND - GENERAL ACTIVITES | 90002 | PARK REFUNDS | REFUND ROTARY PARK SECURITY DEPOSIT 6/28/25 | 102.12 |
| GENERAL FUND - GENERAL ACTIVITES | 90002 | PARK REFUNDS | REFUND ROTARY PARK SECURITY DEPOSIT 7/4/25 | 100.00 |
| GENERAL FUND - GENERAL ACTIVITES | 90006 | PERMIT REFUNDS | REFUND INSPECTION SECURITY DEP 12619 RIVER FOREST | 60.00 |
| GENERAL FUND - GENERAL ACTIVITES | 90006 | PERMIT REFUNDS | REFUND INSPECTION SECURITY DEPOSIT 3623 W CLUB | 142.00 |
| GENERAL FUND - GENERAL ACTIVITES | 90006 | PERMIT REFUNDS | REFUND INSPECTION SECURITY DEP 945 HERITAGE #208 | 65.00 |
| GENERAL FUND - GENERAL ACTIVITES | 90006 | PERMIT REFUNDS | REFUND INSPECTION SECURITY DEPOSIT 3560 PINE VIEW | 239.00 |
| GENERAL FUND - GENERAL ACTIVITES | 90006 | PERMIT REFUNDS | REFUND INSPECTION SECURITY DEPOSIT 733 GLEN OAKS | 65.00 |
| GENERAL FUND - GENERAL ACTIVITES | 90006 | PERMIT REFUNDS | REFUND INSPECTION SECURITY DEPOSIT 307 W TRILLIUM | 65.00 |
| GENERAL FUND - GENERAL ACTIVITES | 90006 | PERMIT REFUNDS | REFUND INSPECTION SECURITY DEPOSIT 8610 W HOLLY | 65.00 |
| GENERAL FUND - GENERAL ACTIVITES | 90006 | PERMIT REFUNDS | REFUND INSPECTION SECURITY DEPOSIT 9821 COURTLAND | 65.00 |
| GENERAL FUND - GENERAL ACTIVITES | 90006 | PERMIT REFUNDS | REFUND INSPECTION SECURITY DEPOSIT 3203 W MEQUON | 65.00 |
| GENERAL FUND - GENERAL ACTIVITES | 90006 | PERMIT REFUNDS | REFUND INSPECTION SECURITY DEPOSIT 337 DONGES BAY | 65.00 |
| GENERAL FUND - GENERAL ACTIVITES | 90006 | PERMIT REFUNDS | REFUND INSPECTION SECURITY DEPOSIT 4835 GLEN COVE | 65.00 |
| GENERAL FUND - GENERAL ACTIVITES | 90006 | PERMIT REFUNDS | REFUND INSPECTION SECURITY DEP 12947 BIRCH CREEK | 65.00 |
| GENERAL FUND - GENERAL ACTIVITES | 90006 | PERMIT REFUNDS | REFUND INSPECTION SECURITY DEPOSIT 2610 LAKE ISLE | 65.00 |
| GENERAL FUND - GENERAL ACTIVITES | 90006 | PERMIT REFUNDS | REFUND INSPECTION SECURITY DEPOSIT 8606 FREISTADT | 65.00 |
| GENERAL FUND - GENERAL ACTIVITES | 90006 | PERMIT REFUNDS | REFUND INSPECTION SECURITY DEPOSIT 2616 W CRIMSON | 65.00 |
| GENERAL FUND - GENERAL ACTIVITES | 90006 | PERMIT REFUNDS | REFUND INSPECTION SECURITY DEP 11344 N SHORECLIFF | 65.00 |
| GENERAL FUND - GENERAL ACTIVITES | 90006 | PERMIT REFUNDS | REFUND INSPECTION SECURITY DEPOSIT 2336 W CHESTNUT | 65.00 |
| GENERAL FUND - GENERAL ACTIVITES | 90006 | PERMIT REFUNDS | REFUND INSPECTION SECURITY DE 6000 W COUNTY LINE | 124.00 |
| GENERAL FUND - GENERAL ACTIVITES | 90006 | PERMIT REFUNDS | REFUND INSPECT SEC DEP 11754 SOLAR/8329 DONGES BAY | 130.00 |
| GENERAL FUND - GENERAL ACTIVITES | 90006 | PERMIT REFUNDS | REFUND INSPECTION SECURITY DEPOSIT 1515 MEQUON #15 | 65.00 |
| GENERAL FUND - GENERAL ACTIVITES | 90006 | PERMIT REFUNDS | REFUND INSPECTION SECURITY DEPOSIT 7401 W OVERLOOK | 65.00 |
| GENERAL FUND - GENERAL ACTIVITES | 90006 | PERMIT REFUNDS | REFUND INSPECTION SEC DEP 12358 N FAIRWAY HEIGHTS | 65.00 |
| GENERAL FUND - GENERAL ACTIVITES | 90006 | PERMIT REFUNDS | REFUND INSPECTION SECURITY DEPOSIT 14220 BIRCHWOOD | 65.00 |
| GENERAL FUND - GENERAL ACTIVITES | 90006 | PERMIT REFUNDS | REFUND INSPECTION SECURITY DEP 11850 N SPRINGDALE | 65.00 |
| GENERAL FUND - GENERAL ACTIVITES | 90006 | PERMIT REFUNDS | REFUND INSPECTION SECURITY DEPOSIT 1519 W FIESTA | 65.00 |
| GENERAL FUND - GENERAL ACTIVITES | 90006 | PERMIT REFUNDS | REFUND INSPECTION SECURITY DEP 37380, 37451, 37456 | 195.00 |
| GENERAL FUND - GENERAL ACTIVITES | 90006 | PERMIT REFUNDS | REFUND INSPECTION SECURITY DEPOSIT 8610 W HOLLY | 65.00 |
| GENERAL FUND - GENERAL ACTIVITES | 90006 | PERMIT REFUNDS | REFUND INSPECTION SECURITY DEPOSIT 2820 W ST JAMES | 65.00 |
| GENERAL FUND - GENERAL ACTIVITES | 90006 | PERMIT REFUNDS | REFUND INSPECTION SECURITY DEPOSIT 12160 N RIVER | 65.00 |
| GENERAL FUND - GENERAL ACTIVITES | 90006 | PERMIT REFUNDS | REFUND INSPECTION SECURITY DEP 12638 RIVER FOREST | 65.00 |
| GENERAL FUND - GENERAL ACTIVITES | 90006 | PERMIT REFUNDS | REFUND INSPECTION SECURITY DEPOSIT 7454 HERON POND | 65.00 |
| GENERAL FUND - GENERAL ACTIVITES | 90006 | PERMIT REFUNDS | REFUND INSPECTION SECURITY DEPOSIT 11340 CEDARBURG | 70.00 |
| GENERAL FUND - GENERAL ACTIVITES | 90006 | PERMIT REFUNDS | REFUND INSPECTION SECURITY DEPOSIT 12639 N PARK | 65.00 |
| GENERAL FUND - GENERAL ACTIVITES | 90006 | PERMIT REFUNDS | REFUND INSPECTION SECURITY DEPOSIT 303 NORTH POINT | 65.00 |
| GENERAL FUND - GENERAL ACTIVITES | 90006 | PERMIT REFUNDS | REFUND INSPECTION SECURITY DEP 1451 WINDING HOLLOW | 65.00 |
| GENERAL FUND - GENERAL ACTIVITES | 90006 | PERMIT REFUNDS | REFUND INSPECTION SECURITY DEPOSIT 13748 BIRCHWOOD | 65.00 |

Attachment: July 2025 AP Vendor Listing by Dept (10527 : July 2025 Vouchers Paid List)

| | | | Grand Total | \$1,076,042.79 |
|--|---------------|---|--|-------------------|
| Processed by Department | Vendor Number | Vendor Name | Invoice Description | Line item amount |
| GENERAL FUND - GENERAL ACTIVITES | 90006 | PERMIT REFUNDS | REFUND INSPECTION SECURITY DEP 10732 RIVER VALLEY | 65.00 |
| GENERAL FUND - GENERAL ACTIVITES | 90006 | PERMIT REFUNDS | REFUND INSPECTION SECURITY DEPOSIT 11216 FREISTADT | 65.00 |
| GENERAL FUND - GENERAL ACTIVITES | 90006 | PERMIT REFUNDS | REFUND INSPECTION SEC DEP 10940 PORT WASHINGTON | 65.00 |
| GENERAL FUND - GENERAL ACTIVITES | 90006 | PERMIT REFUNDS | REFUND INSPECTION SECURITY DEPOSIT 5526 HILLCREST | 65.00 |
| GENERAL FUND - GENERAL ACTIVITES | 90006 | PERMIT REFUNDS | REFUND INSPECTION SECURITY DEPOSIT 9933 N CONCORD | 65.00 |
| GENERAL FUND - GENERAL ACTIVITES | 90006 | PERMIT REFUNDS | REFUND INSPECTION SECURITY DEPOSIT 11754 SOLAR | 88.00 |
| GENERAL FUND - GENERAL ACTIVITES | 90006 | PERMIT REFUNDS | REFUND INSPECTION SECURITY DEPOSIT 9117 W CONCORD | 65.00 |
| GENERAL FUND - GENERAL ACTIVITES | 90006 | PERMIT REFUNDS | REFUND INSPECTION SECURITY DEPOSIT 12108 RIDGEWAY | 65.00 |
| GENERAL FUND - GENERAL ACTIVITES | 90006 | PERMIT REFUNDS | REFUND INSPECTION SECURITY DEPOSIT 3425 BURGUNDY | 126.00 |
| GENERAL FUND - GENERAL ACTIVITES | 90006 | PERMIT REFUNDS | REFUND INSPECTION SECURITY DEP 230 CHOWNING CROSS | 60.00 |
| GENERAL FUND - GENERAL ACTIVITES | 90006 | PERMIT REFUNDS | REFUND INSPECTION SEC DEP 10587/10595 TREE SPARROW | 310.00 |
| GENERAL FUND - GENERAL ACTIVITES | 90006 | PERMIT REFUNDS | REFUND INSPECTION SECURITY DEPOSIT 10723 TORREY | 246.00 |
| GENERAL FUND - GENERAL ACTIVITES | 90006 | PERMIT REFUNDS | REFUND INSPECTION SECURITY DEPOSIT 3614 NORMANDY | 65.00 |
| GENERAL FUND - GENERAL ACTIVITES | 90006 | PERMIT REFUNDS | REFUND INSPECTION SECURITY DEPOSIT 13375 N LAUREL | 65.00 |
| GENERAL FUND - GENERAL ACTIVITES | 90007 | MISC REFUNDS | REFUND-2025 BRUSH PERMIT (PAYMENT ID #177535104) | 25.00 |
| General Fund - General Activities Total | | | | 18,280.46 |
| GENERAL GOVERNMENT OTHER | 13187 | STRANG INC | CONST. ADMIN. CITY HALL HVAC - JUNE | 1,000.00 |
| General Government Other Total | | | | 1,000.00 |
| HIGHWAY | 10051 | AMERICAN SIGNAL CORPORATION | EMERGENCY SIREN REPAIR SITE 101 RIVER BARN PARK | 2,537.09 |
| HIGHWAY | 10202 | CHOICE CUTS TREE SERVICE LLC | HAZARDOUS TREE REMOVAL | 700.00 |
| HIGHWAY | 10428 | FRANK D GILLITZER ELECTRIC COMPANY LTD | REPAIR STREETLIGHT @ MEQUON & ORIOLE LN | 487.78 |
| HIGHWAY | 10428 | FRANK D GILLITZER ELECTRIC COMPANY LTD | SERVICE CALL @ FREISTADT & WAUWATOSA SIGNALS | 280.00 |
| HIGHWAY | 10428 | FRANK D GILLITZER ELECTRIC COMPANY LTD | REPAIR TRAFFIC SIGNALS AT HIGHLAND & CEDARBURG | 469.00 |
| HIGHWAY | 10428 | FRANK D GILLITZER ELECTRIC COMPANY LTD | REPAIR TRAFFIC SIGNALS AT FREISTADT & WAUWATOSA | 160.00 |
| HIGHWAY | 10625 | LANNON STONE PRODUCTS, INC. | ROAD PROJECT CULVERT STONE & HWY PROJECT GRAVEL | 1,494.93 |
| HIGHWAY | 10691 | MENARDS | CONCRETE MIX & SEWER ELBOWS | 28.03 |
| HIGHWAY | 11195 | USIC LOCATING SERVICES INC | FIBER LOCATES - JUNE | 686.40 |
| HIGHWAY | 11266 | WESTERN CULVERT & SUPPLY INC | PIPE FOR ROAD & HWY PROJECTS | 4,594.30 |
| HIGHWAY | 12651 | AMAZON CAPITAL SERVICES, INC | CALL LOG BOOK | 28.98 |
| HIGHWAY | 12861 | WRANGLER HOLDCO CORP | RECYCLING FEES | 215.00 |
| HIGHWAY | 12883 | PB HAHN & CO INC | CAUTION TAPE | 37.77 |
| HIGHWAY | 12883 | PB HAHN & CO INC | STREET MAINTENANCE SUPPLIES | 51.28 |
| HIGHWAY | 12999 | HMR MOWER SERVICE LLC | PROPANE REFILLS | 9.35 |
| HIGHWAY | 10287 | DIGGERS HOTLINE INC | LOCATES - JUNE | 10.80 |
| HIGHWAY | 11165 | USCC SERVICES LLC | CELL PHONE MONTHLY BILLING | 110.59 |
| Highway Total | | | | 11,901.30 |
| HUMAN RESOURCES | 13532 | EMPLOYEE BENEFITS CORPORATION | EMPLOYEE BENEFITS CORPORATION: FSA | 232.50 |
| HUMAN RESOURCES | 13623 | ILLINOIS CITY COUNTY MANAGEMENT ASSOCIATION | ASSISTANT CITY ADMINISTRATOR JOB POSTING | 50.00 |
| HUMAN RESOURCES | 11165 | USCC SERVICES LLC | CELL PHONE MONTHLY BILLING | 30.69 |
| Human Resources Total | | | | 313.19 |
| INFORMATION SERVICES | 12448 | THE OFFICE TECHNOLOGY GROUP | OTG - SECURITY, MONITORING, BACKUP, & SERVERIES | 9,885.00 |
| INFORMATION SERVICES | 12448 | THE OFFICE TECHNOLOGY GROUP | OFFICE 365 & OUTLOOK ONLY LICENSING | 2,152.00 |
| INFORMATION SERVICES | 12448 | THE OFFICE TECHNOLOGY GROUP | CITY-WIDE PRINT SERVICES CONTRACT & LEASE | 1,157.00 |
| INFORMATION SERVICES | 12448 | THE OFFICE TECHNOLOGY GROUP | CITY-WIDE PRINT SERVICES CONTRACT & LEASE | 832.04 |
| INFORMATION SERVICES | 12448 | THE OFFICE TECHNOLOGY GROUP | OFFICE 365 & OUTLOOK ONLY LICENSING | 2,152.00 |
| INFORMATION SERVICES | 12448 | THE OFFICE TECHNOLOGY GROUP | CITY-WIDE PRINT SERVICES CONTRACT & LEASE | 632.58 |
| INFORMATION SERVICES | 12602 | ADVANCED TECHNICAL LLC | CAMERA SYSTEM MAINTENANCE | 370.00 |
| INFORMATION SERVICES | 12616 | MIDWEST FIBER NETWORKS LLC | INTERNET SERVICES FEE | 200.00 |
| INFORMATION SERVICES | 12616 | MIDWEST FIBER NETWORKS LLC | FS2 FIBER NETWORK | 150.00 |
| INFORMATION SERVICES | 12616 | MIDWEST FIBER NETWORKS LLC | FIBER NETWORK FEE | 895.00 |
| INFORMATION SERVICES | 12616 | MIDWEST FIBER NETWORKS LLC | FIBER NETWORK FEE | 895.00 |
| INFORMATION SERVICES | 12616 | MIDWEST FIBER NETWORKS LLC | FS2 FIBER NETWORK | 150.00 |
| INFORMATION SERVICES | 12651 | AMAZON CAPITAL SERVICES, INC | TAPE DISPENSER & SCISSORS | 28.38 |
| INFORMATION SERVICES | 12651 | AMAZON CAPITAL SERVICES, INC | WIRELESS SPEAKER SYSTEM & KARAOKE MACHINE | 387.96 |
| INFORMATION SERVICES | 12651 | AMAZON CAPITAL SERVICES, INC | VERTICAL FILE CABINET | 139.66 |
| INFORMATION SERVICES | 13591 | MARCO TECHNOLOGIES, LLC | MITEL PHONE SYSTEM DECOMISSION | 462.50 |
| INFORMATION SERVICES | 12920 | CHARTER COMMUNICATIONS HOLDINGS LLC | CITY HALL DESK TELEPHONES | 314.24 |
| INFORMATION SERVICES | 11165 | USCC SERVICES LLC | CELL PHONE MONTHLY BILLING | 28.33 |
| INFORMATION SERVICES | 12651 | AMAZON CAPITAL SERVICES, INC | RETURN-HOTEC WIRELESS PORTABLE SPEAKER SYSTEM | -237.98 |
| INFORMATION SERVICES | 12651 | AMAZON CAPITAL SERVICES, INC | RETURN-KARAOKE MACHINE W/ 3 WIRELESS MICROPHONES | -149.98 |
| Information Services Total | | | | 20,443.73 |
| INSPECTIONS | 11165 | USCC SERVICES LLC | CELL PHONE MONTHLY BILLING | 122.66 |
| Inspections Total | | | | 122.66 |
| LEGAL COUNSEL | 10511 | HOUSEMAN & FEIND LLP | 2025 PROSECUTION LEGAL FEES | 160.00 |
| LEGAL COUNSEL | 10511 | HOUSEMAN & FEIND LLP | 2025 PROSECUTION LEGAL FEES | 2,545.00 |
| LEGAL COUNSEL | 12754 | VON BRIESEN & ROPER, S.C. | VON BRIESEN & ROPER LEGAL SERVICES | 15,038.00 |
| LEGAL COUNSEL | 13622 | STAFFORD ROSENBAUM LLP | 2025 LEGAL FEES - JUNE | 7,350.00 |
| Legal Counsel Total | | | | 25,093.00 |
| LIBRARY SERVICES GRANT | 11133 | THIENSVILLE, VILLAGE OF | 3RD QUARTER 2025 LIBRARY SUPPORT | 287,500.00 |
| Library Services Grant Total | | | | 287,500.00 |
| LOCAL ROAD PROJECTS | 12602 | ADVANCED TECHNICAL LLC | KEY FOB SYSTEM REPAIR/REPLACEMENT DUE TO LIGHTNING | 555.00 |
| LOCAL ROAD PROJECTS | 10129 | BLIFFERT LUMBER & FUEL CO | POST FOR ROAD PROGRAM SIGN REPLACEMENT | 1,647.40 |
| LOCAL ROAD PROJECTS | 11307 | WIS DEPT OF TRANSPORT 7366 | HIGHLAND ROAD INTERCHANGE (RES 3205 & 3826) | 1.46 |
| LOCAL ROAD PROJECTS | 11307 | WIS DEPT OF TRANSPORT 7366 | MEQUON ROAD RESURFACING (RES 3903) | 626.13 |
| LOCAL ROAD PROJECTS | 10624 | LANGE ENTERPRISES OF WISCONSIN INC | SIGN REPLACEMENT FOR ROAD PROGRAM | 8,264.95 |
| LOCAL ROAD PROJECTS | 10625 | LANNON STONE PRODUCTS, INC. | ROAD PROJECT CULVERT STONE | 1,782.14 |
| LOCAL ROAD PROJECTS | 10625 | LANNON STONE PRODUCTS, INC. | ROAD PROJECT CULVERT STONE & HWY PROJECT GRAVEL | 1,431.65 |
| LOCAL ROAD PROJECTS | 10625 | LANNON STONE PRODUCTS, INC. | ROAD PROJECT GRAVEL | 1,175.85 |
| LOCAL ROAD PROJECTS | 10625 | LANNON STONE PRODUCTS, INC. | ROAD PROJECT GRAVEL | 977.75 |
| LOCAL ROAD PROJECTS | 10645 | LIESENER SOILS INC | TOP SOIL FOR ROAD PROGRAM | 180.00 |
| LOCAL ROAD PROJECTS | 10645 | LIESENER SOILS INC | TOP SOIL FOR ROAD PROGRAM | 306.00 |
| LOCAL ROAD PROJECTS | 10645 | LIESENER SOILS INC | TOP SOIL FOR ROAD PROGRAM | 306.00 |
| LOCAL ROAD PROJECTS | 11266 | WESTERN CULVERT & SUPPLY INC | PIPE FOR ROAD & HWY PROJECTS | 1,482.61 |
| Local Road Projects Total | | | | 18,736.94 |
| PARKS | 11165 | USCC SERVICES LLC | ENGINEERING GPS CELL SERVICE-JUNE & DATA AT LEMKE | 34.99 |
| PARKS | 10321 | EGELHOFF'S LAWN MOWER SERVICE INC. | HAND HELD BLOWER & STRING FOR TRIMMER | 358.98 |

Attachment: July 2025 AP Vendor Listing by Dept (10527 : July 2025 Vouchers Paid List)

| | | | Grand Total | \$1,076,042.79 |
|---|---------------|--|--|------------------|
| Processed by Department | Vendor Number | Vendor Name | Invoice Description | Line item amount |
| PARKS | 10645 | LIESENER SOILS INC | SOIL REPAIR AT ROTARY PARK | 54.00 |
| PARKS | 10691 | MENARDS | TREATED WOOD FOR BENCH REPLACEMENT | 10.10 |
| PARKS | 10909 | PORT-A-JOHN, INC. | PORTABLE TOILETS | 220.00 |
| PARKS | 10909 | PORT-A-JOHN, INC. | PORTABLE TOILETS | 110.00 |
| PARKS | 11230 | WASTE MANAGEMENT OF WISCONSIN, INC | SHED DISPOSAL | 406.10 |
| PARKS | 11581 | STAPLES BUSINESS ADVANTAGE | JANITORIAL SUPPLIES - PARKS | 106.70 |
| PARKS | 12883 | PB HAHN & CO INC | BATTERIES & COMMAND STRIPS FOR SPRAYER | 22.48 |
| PARKS | 11165 | USCC SERVICES LLC | CELL PHONE MONTHLY BILLING | 17.40 |
| Parks Total | | | | 1,340.75 |
| PARKS & OPEN SPACE | 90007 | MISC REFUNDS | REFUND-IMPACT FEES PER B37472A/B-S | 3,586.00 |
| Parks & Open Space Total | | | | 3,586.00 |
| POLICE | 12920 | CHARTER COMMUNICATIONS HOLDINGS LLC | SAFETY BUILDING DESK TELEPHONES | 154.58 |
| POLICE | 10552 | INTOXIMETERS INC | INTOXIMETER SUPPLIES | 150.00 |
| POLICE | 10866 | WISCONSIN HUMANE SOCIETY | STRAY ANIMAL SERVICES | 80.00 |
| POLICE | 10909 | PORT-A-JOHN, INC. | PORT A JOHN SERVICE AT RANGE | 40.00 |
| POLICE | 11137 | WEST PUBLISHING CORPORATION | CLEAR INVESTIGATIVE SERVICE | 204.45 |
| POLICE | 11153 | TRANS UNION LLC | CREDIT HISTORIES | 159.05 |
| POLICE | 11236 | WAUKESHA COUNTY TECHNICAL COLLEGE DISTRICT | POLICE TRAINING | 565.00 |
| POLICE | 11295 | WIS DEPT OF JUSTICE 2718 | WI DOJ RECORDS CHECKS | 602.00 |
| POLICE | 12318 | T-MOBILE USA, INC. | PD CELL SERVICE | 457.60 |
| POLICE | 12358 | NAVAL SURFACE WARFARE CENTER, CRANE DIVISION | SRT EQUIPMENT RENTAL | 900.00 |
| POLICE | 12466 | LANGUAGE LINE SERVICES INC | TRANSLATION SERVICES | 115.71 |
| POLICE | 12561 | STANARD & ASSOCIATES, INC. | POST TESTING | 24.50 |
| POLICE | 12651 | AMAZON CAPITAL SERVICES, INC | PD WORK SUPPLIES - DRONE CONES | 16.14 |
| POLICE | 12651 | AMAZON CAPITAL SERVICES, INC | MAINTENANCE & REPAIR CLEANING CLOTH | 4.99 |
| POLICE | 12651 | AMAZON CAPITAL SERVICES, INC | PD WORK SUPPLIES - COFFEE FILTERS | 2.53 |
| POLICE | 12651 | AMAZON CAPITAL SERVICES, INC | PD WORK SUPPLIES - CABLE BOX SHELF | 59.93 |
| POLICE | 12651 | AMAZON CAPITAL SERVICES, INC | PD WORK SUPPLIES - ORGANIZER, CHARGER | 42.37 |
| POLICE | 12651 | AMAZON CAPITAL SERVICES, INC | UNIFORMS - MAG POUCH | 21.84 |
| POLICE | 12651 | AMAZON CAPITAL SERVICES, INC | PD WORK SUPPLIES - BLUETOOTH ADAPTER | 34.95 |
| POLICE | 12651 | AMAZON CAPITAL SERVICES, INC | PD WORK SUPPLIES - USB - C ADAPTOR | 35.97 |
| POLICE | 12651 | AMAZON CAPITAL SERVICES, INC | PD WORK SUPPLIES - POWER SUPPLY | 169.99 |
| POLICE | 12651 | AMAZON CAPITAL SERVICES, INC | UNIFORMS - EQUIPMENT LEIBIGER | 207.48 |
| POLICE | 12694 | AT&T MOBILITY LLC | CELL PHONE SERVICE | 949.11 |
| POLICE | 12768 | BONUS INC | HOSPITALITY | 10.77 |
| POLICE | 13186 | MOTOROLA SOLUTIONS INC | BODY/SQUAD CAMERA CONTRACT | 2,266.24 |
| POLICE | 13619 | VRC COMPANIES LLC | SHREDDING SERVICE | 81.85 |
| POLICE | 12651 | AMAZON CAPITAL SERVICES, INC | RETURN-POWER ADAPTER | -169.99 |
| POLICE | 12651 | AMAZON CAPITAL SERVICES, INC | RETURN-BATTERY BOOSTER PACK | -189.99 |
| POLICE | 90001 | TEMP STAFF REIMB | REIMBURSEMENT TRAINING 4/10/25-5/16/25 | 73.25 |
| POLICE | 90001 | TEMP STAFF REIMB | REIMBURSEMENT TRAINING 5/19/25-6/20/25 | 370.75 |
| POLICE | 90001 | TEMP STAFF REIMB | REIMBURSEMENT TRAINING 5/27/25-5/28/25 | 28.91 |
| POLICE | 90001 | TEMP STAFF REIMB | REIMBURSEMENT TRAINING 6/23/25-6/25/25 | 21.71 |
| Police Total | | | | 7,491.69 |
| PUBLIC SAFETY EQUIPMENT | 12651 | AMAZON CAPITAL SERVICES, INC | K9 EQUIPMENT - DOG BED | 150.00 |
| Public Safety Equipment Total | | | | 150.00 |
| PUBLIC WORKS OTHER | 10819 | NORTHERN EXPOSURE LANDSCAPING | LEMKE PARK BLDG UTILITY TRENCH RESTORATION | 4,400.00 |
| Public Works Other Total | | | | 4,400.00 |
| SEWER GENERAL ACTIVITIES | 10810 | NORTH SHORE BANK FSB | DEFERRED COMP 7/3/2025 | 70.00 |
| SEWER GENERAL ACTIVITIES | 10810 | NORTH SHORE BANK FSB | DEFERRED COMP 7/18/2025 | 70.00 |
| SEWER GENERAL ACTIVITIES | 11331 | WIS SUPPORT COLLECTIONS TRUST | SUPPORT # 5956557 8648779 7844747 7657807 7/3/25 | 40.39 |
| SEWER GENERAL ACTIVITIES | 11331 | WIS SUPPORT COLLECTIONS TRUST | SUPPORT # 5956557 8648779 7844747 7657807 7/18/25 | 40.39 |
| SEWER GENERAL ACTIVITIES | 10757 | SECURIAN LIFE INSURANCE COMPANY | POLICY 76038 ACCIDENT AUGUST 2025 | 9.04 |
| SEWER GENERAL ACTIVITIES | 10757 | SECURIAN LIFE INSURANCE COMPANY | POLICY 002832L UNIT 33302 8/1/2025-8/31/2025 | 269.17 |
| SEWER GENERAL ACTIVITIES | 10757 | SECURIAN LIFE INSURANCE COMPANY | POLICY 002832L UNIT 33302 8/1/2025-8/31/2025 | 8.00 |
| Sewer General Activities Total | | | | 506.99 |
| SEWER UT OPERATIONS | 12225 | PRIMADATA | Q2 2025 WATER/SEWER BILL POSTAGE | 1,072.66 |
| SEWER UT OPERATIONS | 12225 | PRIMADATA | Q2 2025 SEWER FLAT BILL POSTAGE | 1,137.42 |
| SEWER UT OPERATIONS | 11307 | WIS DEPT OF TRANSPORT 7366 | PORT WASH RD/CTY LINE RD TRAFFIC SIGNAL (RES 3876) | 0.50 |
| SEWER UT OPERATIONS | 10621 | LAKESIDE INTERNATIONAL TRUCKS, LLC | BATTERIES | 345.54 |
| SEWER UT OPERATIONS | 10647 | LINCOLN CONTRACTORS SUPPLY INC | GREEN ROAD PAINT | 143.76 |
| SEWER UT OPERATIONS | 10691 | MENARDS | CHARCOAL | 35.72 |
| SEWER UT OPERATIONS | 10691 | MENARDS | GREASE GUN COUPLER | 11.96 |
| SEWER UT OPERATIONS | 10840 | OLSEN SAFETY EQUIPMENT CORPORATION | RAIN SUIT | 163.11 |
| SEWER UT OPERATIONS | 10840 | OLSEN SAFETY EQUIPMENT CORPORATION | SEWER-NITRILE ORANGE GLOVES | 376.30 |
| SEWER UT OPERATIONS | 11307 | WIS DEPT OF TRANSPORT 7366 | SANITARY RELAY STH 57 (#1953-1-18) RES #3700 | 4.97 |
| SEWER UT OPERATIONS | 12651 | AMAZON CAPITAL SERVICES, INC | POLYPHASER UPGRADE | 327.00 |
| SEWER UT OPERATIONS | 12878 | GRUNAU COMPANY INC | LATERAL REPLACEMENT | 16,200.00 |
| SEWER UT OPERATIONS | 12883 | PB HAHN & CO INC | FLUORESCENT LAMP | 8.99 |
| SEWER UT OPERATIONS | 12883 | PB HAHN & CO INC | HOSE REPAIR END | 7.19 |
| SEWER UT OPERATIONS | 11165 | USCC SERVICES LLC | CELL PHONE MONTHLY BILLING | 107.03 |
| SEWER UT OPERATIONS | 12883 | PB HAHN & CO INC | RETURN-FASTENERS | -5.76 |
| Sewer UT Operations Total | | | | 19,936.39 |
| SPECIAL FEDERAL GRANT FUND | 11701 | TYLER TECHNOLOGIES INC | LMS: TYLER TECH EPL IMPLEMENTATION- RES 4161 | 700.00 |
| SPECIAL FEDERAL GRANT FUND | 11701 | TYLER TECHNOLOGIES INC | LMS: TYLER TECH EPL IMPLEMENTATION- RES 4161 | 4,900.00 |
| SPECIAL FEDERAL GRANT FUND | 11701 | TYLER TECHNOLOGIES INC | LMS: TYLER TECH EPL IMPLEMENTATION- RES 4161 | 700.00 |
| SPECIAL FEDERAL GRANT FUND | 13129 | CATALIS TAX & CAMA INC | 2025 ASSESSMENT REVALUATION | 18,750.00 |
| SPECIAL FEDERAL GRANT FUND | 11307 | WIS DEPT OF TRANSPORT 7366 | PORT WASH RD/CTY LINE RD TRAFFIC SIGNAL (RES 3876) | 47.68 |
| SPECIAL FEDERAL GRANT FUND | 13611 | CASHIN SPINELLI & FERRETTI, LLC | LEMKE PARK COMBINED FACILITY CONSTRUCTION #14 | 33,584.97 |
| SPECIAL FEDERAL GRANT FUND | 12514 | M SQUARED ENGINEERING LLC | FEMA FLOODPLAIN MAPPING REVIEW (ARPA ACCOUNT) | 9,956.00 |
| SPECIAL FEDERAL GRANT FUND | 13587 | THE LAKOTA GROUP INC | CIVIC CAMPUS CONSULTANT | 3,017.60 |
| Special Federal Grant Fund Total | | | | 71,656.25 |
| SWIMMING POOL | 10022 | J. F. AHERN CO | REPAIR ANODE HOUSING ON POOL BOILER SYSTEM | 1,505.58 |
| SWIMMING POOL | 11790 | CARRICO AQUATIC RESOURCES INC | WINCH REPLACEMENT FOR POOL FUNBRELLA | 934.62 |
| SWIMMING POOL | 11790 | CARRICO AQUATIC RESOURCES INC | WATER MANAGEMENT AGREEMENT 2025 PYMT 4 OF 4 | 3,060.00 |

Attachment: July 2025 AP Vendor Listing by Dept (10527 : July 2025 Vouchers Paid List)

| | | | Grand Total | \$1,076,042.79 |
|---------------------------------------|---------------|--------------------------------------|--|------------------|
| Processed by Department | Vendor Number | Vendor Name | Invoice Description | Line item amount |
| SWIMMING POOL | 11790 | CARRICO AQUATIC RESOURCES INC | SOLENOID REPLACEMENT FOR CHLORINE FEEDER | 377.02 |
| SWIMMING POOL | 12651 | AMAZON CAPITAL SERVICES, INC | POOL SUPPLIES | 60.80 |
| SWIMMING POOL | 12651 | AMAZON CAPITAL SERVICES, INC | 10LB DIVING BRICK | 47.81 |
| Swimming Pool Total | | | | 5,985.83 |
| TIF 3 | 11151 | TRAFFIC AND PARKING CONTROL CO., LLC | RR EXEMPT SIGN MOUNTING HARDWARE FOR 8 SIGNS | 1,050.80 |
| TIF 3 | 10172 | CARLIN SALES CORP | TC TIF - SEED & MULCH FOR MEQUON RD | 1,314.36 |
| TIF 3 | 10645 | LIESENER SOILS INC | TC TOPSOIL FOR MEQUON RD | 450.00 |
| TIF 3 Total | | | | 2,815.16 |
| WATER GENERAL ACTIVITIES | 13625 | MURPHY, JOHN | UB ACCOUNT 139104, BILL #499248 REFUND | 1,714.45 |
| WATER GENERAL ACTIVITIES | 10206 | CITY WATER LLC | MANAGEMENT & OPERATIONS SERVICES 6/2025 | 420.00 |
| WATER GENERAL ACTIVITIES | 10206 | CITY WATER LLC | MANAGEMENT & OPERATIONS SERVICES 6/2025 | 310.00 |
| WATER GENERAL ACTIVITIES | 10757 | SECURIAN LIFE INSURANCE COMPANY | POLICY 002832L UNIT 33302 8/1/2025-8/31/2025 | 12.10 |
| Water General Activities Total | | | | 2,456.55 |
| WATER UT OPERATIONS | 12225 | PRIMADATA | Q2 2025 WATER/SEWER BILL POSTAGE | 715.11 |
| WATER UT OPERATIONS | 12225 | PRIMADATA | Q2 2025 SEWER FLAT BILL POSTAGE | 758.27 |
| WATER UT OPERATIONS | 12651 | AMAZON CAPITAL SERVICES, INC | OFFICE CHAIR REPLACEMENT | 359.97 |
| WATER UT OPERATIONS | 11307 | WIS DEPT OF TRANSPORT 7366 | PORT WASH RD/CTY LINE RD TRAFFIC SIGNAL (RES 3876) | 3.69 |
| WATER UT OPERATIONS | 10287 | DIGGERS HOTLINE INC | LOCATES - JUNE | 1,936.80 |
| WATER UT OPERATIONS | 10489 | CORE & MAIN LP | VALVE BOX TOP SECTIONS & HYDRANT GREASE | 279.00 |
| WATER UT OPERATIONS | 10489 | CORE & MAIN LP | VALVE BOX TOP SECTIONS & HYDRANT GREASE | 300.65 |
| WATER UT OPERATIONS | 10815 | NORTH SHORE WATER COMMISSION | PURCHASED WATER | 20,263.32 |
| WATER UT OPERATIONS | 10820 | NORTHERN LAKE SERVICE INC | DBP AND LEAD & COPPER SAMPLING | 368.50 |
| WATER UT OPERATIONS | 11195 | USIC LOCATING SERVICES INC | WATER UTILITY LOCATES FOR JUNE 2025 | 17,944.11 |
| WATER UT OPERATIONS | 13098 | HD SUPPLY INC | DPD, TEST STRIPS, & HYDRANT WRENCHES | 211.91 |
| WATER UT OPERATIONS | 13098 | HD SUPPLY INC | DPD, TEST STRIPS, & HYDRANT WRENCHES | 185.90 |
| WATER UT OPERATIONS | 10105 | VILLAGE OF BAYSIDE | 2015 BAYSIDE MUNICIPAL WATER PROJECT SETTLEMENT | 5,000.00 |
| WATER UT OPERATIONS | 10206 | CITY WATER LLC | MANAGEMENT & OPERATIONS SERVICES 6/2025 | 483.65 |
| WATER UT OPERATIONS | 10206 | CITY WATER LLC | MANAGEMENT & OPERATIONS SERVICES 6/2025 | 4,739.80 |
| WATER UT OPERATIONS | 10206 | CITY WATER LLC | MANAGEMENT & OPERATIONS SERVICES 6/2025 | 1,128.52 |
| WATER UT OPERATIONS | 10206 | CITY WATER LLC | MANAGEMENT & OPERATIONS SERVICES 6/2025 | 290.19 |
| WATER UT OPERATIONS | 10206 | CITY WATER LLC | MANAGEMENT & OPERATIONS SERVICES 6/2025 | 354.68 |
| WATER UT OPERATIONS | 10206 | CITY WATER LLC | MANAGEMENT & OPERATIONS SERVICES 6/2025 | 451.41 |
| WATER UT OPERATIONS | 10206 | CITY WATER LLC | MANAGEMENT & OPERATIONS SERVICES 6/2025 | 386.92 |
| WATER UT OPERATIONS | 10206 | CITY WATER LLC | MANAGEMENT & OPERATIONS SERVICES 6/2025 | 902.82 |
| WATER UT OPERATIONS | 10206 | CITY WATER LLC | MANAGEMENT & OPERATIONS SERVICES 6/2025 | 64.49 |
| WATER UT OPERATIONS | 10206 | CITY WATER LLC | MANAGEMENT & OPERATIONS SERVICES 6/2025 | 9,182.96 |
| WATER UT OPERATIONS | 10206 | CITY WATER LLC | MANAGEMENT & OPERATIONS SERVICES 6/2025 | 1,064.04 |
| WATER UT OPERATIONS | 10206 | CITY WATER LLC | MANAGEMENT & OPERATIONS SERVICES 6/2025 | 2,450.51 |
| WATER UT OPERATIONS | 10206 | CITY WATER LLC | MANAGEMENT & OPERATIONS SERVICES 6/2025 | 250.00 |
| WATER UT OPERATIONS | 10206 | CITY WATER LLC | MANAGEMENT & OPERATIONS SERVICES 6/2025 | 2,300.00 |
| WATER UT OPERATIONS | 10206 | CITY WATER LLC | MANAGEMENT & OPERATIONS SERVICES 6/2025 | 2,100.00 |
| WATER UT OPERATIONS | 10206 | CITY WATER LLC | MANAGEMENT & OPERATIONS SERVICES 6/2025 | 600.00 |
| WATER UT OPERATIONS | 10206 | CITY WATER LLC | MANAGEMENT & OPERATIONS SERVICES 6/2025 | 500.00 |
| WATER UT OPERATIONS | 10206 | CITY WATER LLC | MANAGEMENT & OPERATIONS SERVICES 6/2025 | 700.00 |
| WATER UT OPERATIONS | 10206 | CITY WATER LLC | MANAGEMENT & OPERATIONS SERVICES 6/2025 | 350.00 |
| WATER UT OPERATIONS | 10206 | CITY WATER LLC | MANAGEMENT & OPERATIONS SERVICES 6/2025 | 8,400.00 |
| WATER UT OPERATIONS | 10206 | CITY WATER LLC | MANAGEMENT & OPERATIONS SERVICES 6/2025 | 220.01 |
| WATER UT OPERATIONS | 11165 | USCC SERVICES LLC | CELL PHONE MONTHLY BILLING | 10.62 |
| Water UT Operations Total | | | | 85,257.85 |

Attachment: July 2025 AP Vendor Listing by Dept (10527 : July 2025 Vouchers Paid List)

PORTFOLIO AND ECONOMIC UPDATE



AS OF JULY 31, 2025

Attachment: Dana Presentation as of 07 31 2025 (10544 : 2025 Investment Portfolio Update-DANA

Contact



Ellen Roberts
Senior Vice President
(262) 780-6094
Ellen@DanaInvestment.com



Matthew Slowinski, CFA
Senior Vice President – Portfolio Manager
(262) 782-6091
Matt@DanaInvestment.com

Attachment: Dana Presentation as of 07 31 2025 (10544 : 2025 Investment Portfolio Update-DANA

Dana Investment Advisors was built on the belief that adhering to a defined investment process allows our professionals to focus on the fundamentals of consistent outperformance through security selection.

- Founded in 1980
- Employee-owned
- Equity, taxable fixed income, and tax-exempt fixed income asset manager
- \$ 9.588 billion of assets under advisement as of June 30, 2025
- Headquartered in Brookfield, Wisconsin

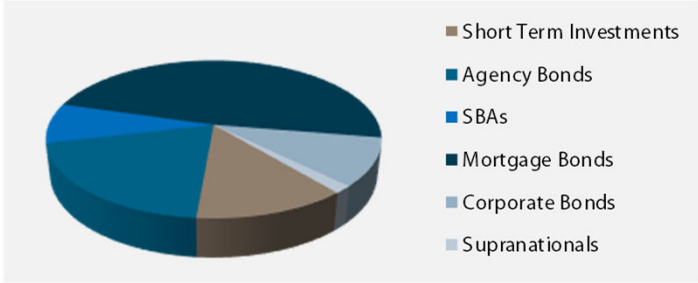
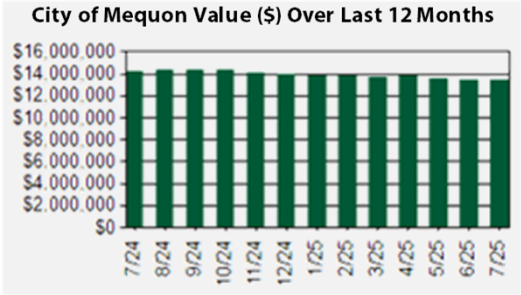
**We've never
wavered from our
goal of providing
above-market
returns while
reducing volatility
for our clients.**



PORTFOLIO SUMMARY

| City of Mequon Activity 04/10/2019 to 07/31/2025 | |
|--|----------------------|
| Portfolio Value on 04/10/2019 | \$ 8,820,754 |
| Contributions/Withdrawals | 2,677,340 |
| Investment Income | 2,113,329 |
| Unrealized Gain/Loss | (62,539) |
| Realized Gain/Loss | (143,443) |
| Change in Accrued Income | 58,383 |
| Portfolio Value on 07/31/2025 | \$ 13,463,825 |
| Total Gain after Fees | 1,876,357 |

| Portfolio Allocation (@ market) Data as of 07/31/2025 | Market Value | City of Mequon % Assets | Income |
|--|---------------------|----------------------------|------------------|
| Short Term Investments | 1,681,502 | 12.5 | 11,393 |
| Agency Bonds | 2,682,085 | 19.9 | 102,870 |
| Small Business Administration Bonds | 1,105,649 | 8.2 | 70,596 |
| Mortgage Bonds | 6,472,737 | 48.1 | 357,237 |
| Corporate Bonds | 1,318,473 | 9.8 | 46,976 |
| Supranationals | 203,379 | 1.5 | 8,500 |
| Total Portfolio | \$13,463,825 | 100.0 | \$597,572 |



| Data as of 07/31/2025 | Total Return (net of fees) | | | | | Bond Characteristics (gross of fees) | | | |
|--|----------------------------|---------------------|-------------------|--------------------------|------------------------------|--------------------------------------|-------------------|----------------|-----------------------|
| | Unannualized QTD | Unannualized YTD | Last 12 Months | Average Annual 3 Year | Average Annual Since Inc. | Credit Quality | Yield to Worst | Coupon Rate | Effective Duration |
| 3876ma - City of Mequon Limited Volatility | 0.302 | 2.847 | 4.935 | 4.138 | 2.270 | Aa1 | 5.156 | 5.274 | 1.010 |
| 3876mb - City of Mequon ARF | 0.228 | 2.226 | 4.466 | 3.921 | 3.802 | - | - | - | - |
| 3876mc - City of Mequon Long-Term | -0.094 | - | - | - | 3.430 | Aa2 | 4.137 | 3.778 | 3.870 |
| ICE BofA 1 Year Treasury Index | 0.140 | 2.107 | 4.151 | 3.884 | 2.258 | Aa1 | 4.197 | 4.375 | 0.969 |
| ICE BofA 1-3 Year Treasury Index | -0.050 | 2.735 | 4.427 | 3.289 | 1.948 | Aa1 | 4.009 | 2.869 | 1.830 |
| ICE BofA 1-5 Year Treasury/Agency Index | -0.143 | - | - | - | 3.240 | Aa1 | 3.969 | 2.995 | 2.533 |

Attachment: Dana Presentation as of 07 31 2025 (10544 : 2025 Investment Portfolio Update-DANA

ECONOMIC & MARKET UPDATE



U.S. ECONOMIC DATA DASHBOARD

3.0%
REAL GDP
Q2 2025

4.2%
UNEMPLOYMENT
JULY 2025

2.7%
CPI
(YoY) JUNE 2025

4.218%
10-YEAR
TREASURY YIELD
JULY 31, 2025

3.9%
ANNUAL HOURLY
WAGE GROWTH
(YoY) JULY 2025

3.9%
RETAIL SALES
GROWTH RATE
(YoY) JUNE 2025

97.2
CONSUMER
CONFIDENCE INDEX
JULY 2025

73,000
MONTHLY PAYROLL
ADDITIONS
JULY 2025

\$ 3.147/GAL ♦
NATIONAL
AVERAGE GAS
PRICE
JULY 31, 2024

EQUITY MARKET HIGHLIGHTS

Earnings Growth
as of June 2025

| | NTM EPS Growth (%) | Forward P/E (x) |
|--|--------------------|-----------------|
| S&P 500 Index | 11.8 | 23.0 |
| Russell 2000 Index ¹ | 2.1 | 28.0 |
| MSCI EAFE Index ¹ | 7.7 | 14.8 |
| MSCI Emerging Markets Index ¹ | 11.7 | 20.5 |

(1) Data shown for iShares ETFs as a comparable benchmark for the Russell and MSCI indices.

Attachment: Dana Presentation as of 07 31 2025 (10544 : 2025 Investment Portfolio Update-DANA

08/01/2025 JLLKG

Sources: Dana Investment Advisors, FactSet Research Systems, (♦) <https://gasprices.aaa.com/> Current Average (\$) Regular (accessed 08/01/2025). CPI-U <https://www.bls.gov/cpi/> next release 08/12/2025.

GDP Growth Cooling:

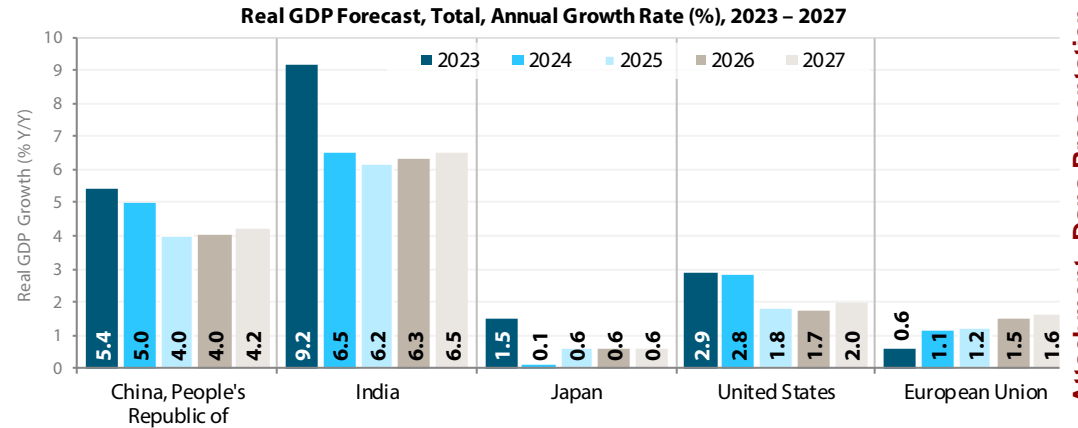
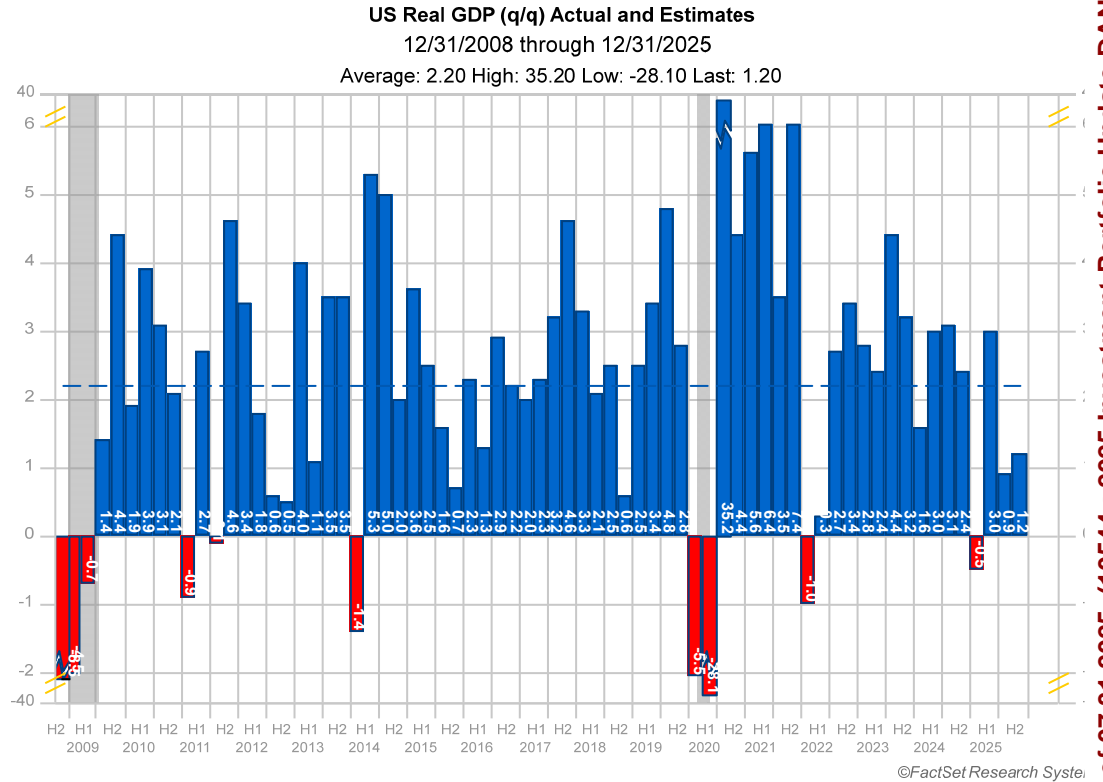
- U.S. GDP growth turned slightly negative as a result of front running the new tariffs. Q1 GDP reported at -0.5%, while Q2 is expected to bounce back at +1.5%. Calendar 2025 GDP is currently forecasted to grow by +1.5%.

2nd Quarter 2025 Summary:

- The S&P 500 rebounded with the index hitting new all-time highs in the quarter on the back of robust corporate earnings, resilient economic data, renewed AI growth tailwind, and fading tariff concerns. The S&P 500 Index returned +10.9% for Q2.
- Outside of the equity markets, the yield curve steepened, gold and Bitcoin moved higher while oil prices and the dollar were lower.

Market Topics of Discussion:

- After a more hawkish than expected Liberation Day and then some off ramps, tariffs still could cause some headaches with the upcoming 9-Jul reciprocal deadline and looming sectoral tariffs.
- Concerns remain over the strength of the economy, is it just a soft patch or a more significant slowdown? The Federal Reserve has room to lower rates.



Source: ©IMF, 2024 https://www.imf.org/external/datamapper/NGDP_RPCH@WEQ/CHN/IND/JPN/USA/EU?year=2025 (accessed 07/01/2025). All data is subject to adjustments, 2023 forward are estimates.

Attachment: Dana Presentation as of 07 31 2025 (10544 : 2025 Investment Portfolio Update-DANA

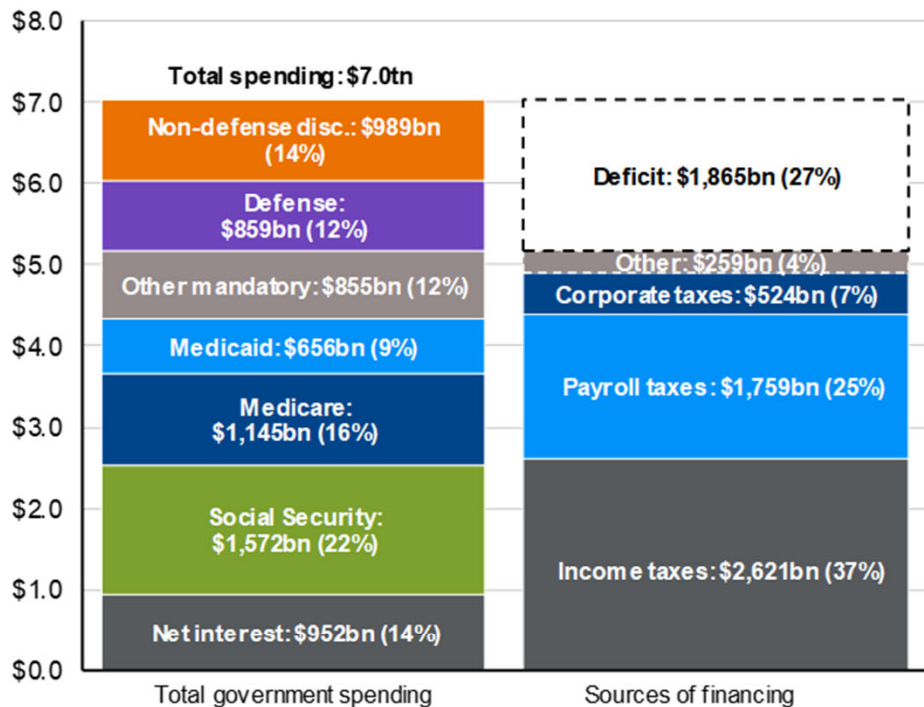
08/01/2025 JLLKG

ECONOMIC & MARKET UPDATE

FEDERAL FINANCES

The 2025 federal budget

USD trillions

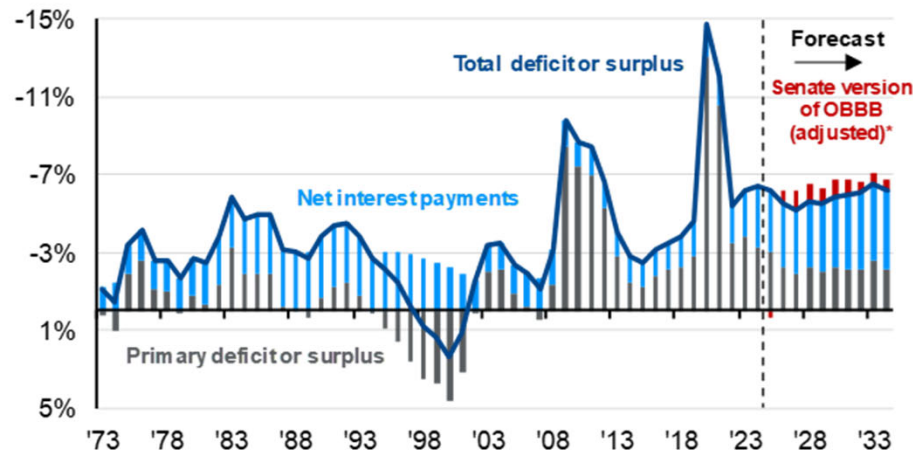


CBO's Baseline economic assumptions

| | 2025 | '26-'27 | '28-'29 | '30-'35 |
|--------------------------|------|---------|---------|---------|
| Real GDP growth | 2.2% | 1.8% | 1.8% | 1.8% |
| 10-year Treasury | 4.1% | 3.9% | 3.9% | 3.8% |
| Headline inflation (CPI) | 2.3% | 2.4% | 2.3% | 2.2% |
| Unemployment | 4.2% | 4.4% | 4.4% | 4.4% |

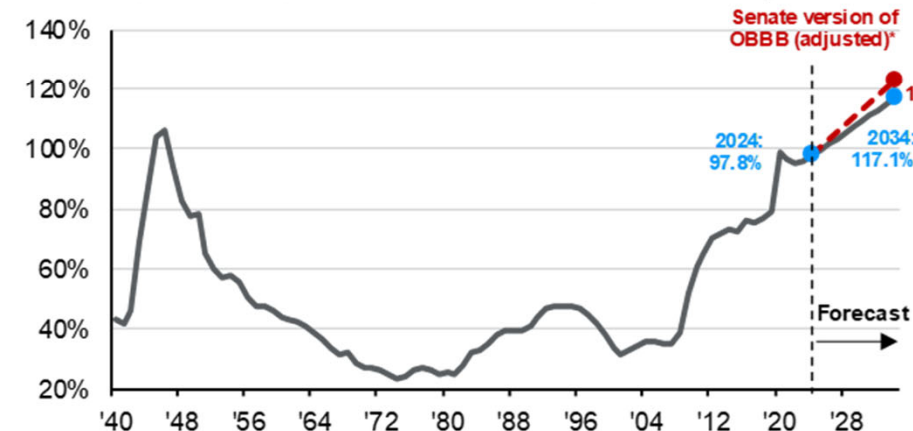
Federal deficit and net interest payments

% of GDP, 1973-2034, CBO Baseline Forecast



Federal net debt (accumulated deficits)

% of GDP, 1940-2034, CBO Baseline Forecast, end of fiscal year

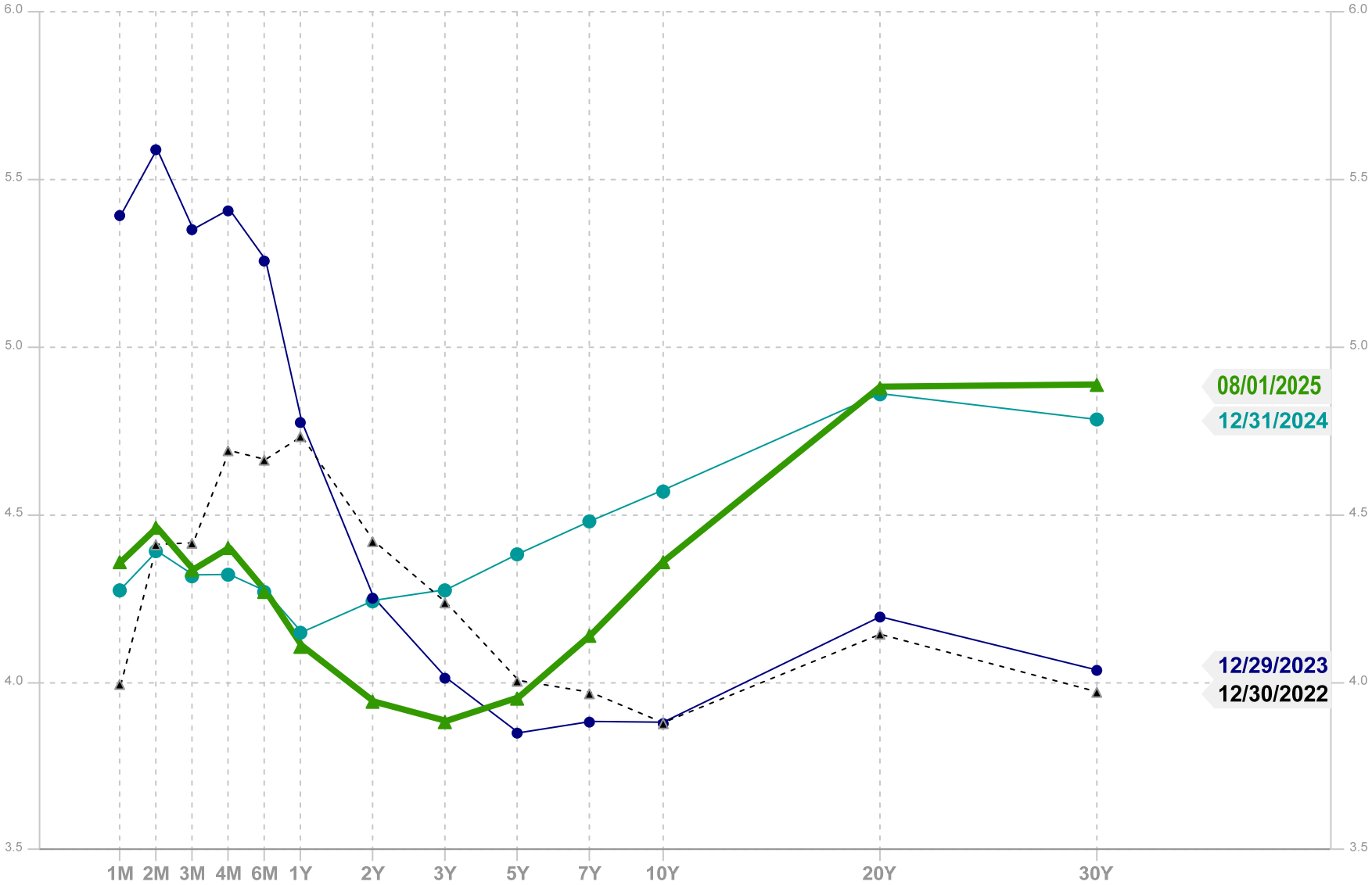


Attachment: Dana Presentation as of 07 31 2025 (10544 : 2025 Investment Portfolio Update-DANA

08/01/2025 JLLKG

Source: CBO, J.P. Morgan Asset Management; (Left) Numbers may not sum to 100% due to rounding; (Top and bottom right) BEA, Treasury Department. Estimates are from the Congressional Budget Office (CBO) January 2025 An Update to the Budget Outlook: 2025 to 2035. "Other" spending includes, but is not limited to, health insurance subsidies, income security and federal civilian and military retirement. Years shown are fiscal years. OBBB refers to the "One Big Beautiful Bill Act." *Adjusted by JPMAM to include estimates from the CBO June 2025 report "Estimated Budgetary Effects of an Amendment in the Nature of a Substitute to H.R. 1, the One Big Beautiful Bill Act." Figures are also adjusted to include JPMAM estimates of tariff revenues and the estimated cost of extending expiring tax cuts beyond 2028, based on CBO estimates prepared for the version of the OBBB proposed by the House of Representatives on May 22, 2025. Forecasts are not a reliable indicator of future performance. Forecasts, projections and other forward-looking statements are based upon current beliefs and expectations. They are for illustrative purposes only and serve as an indication of what may occur.

United States Treasury Yield Curve

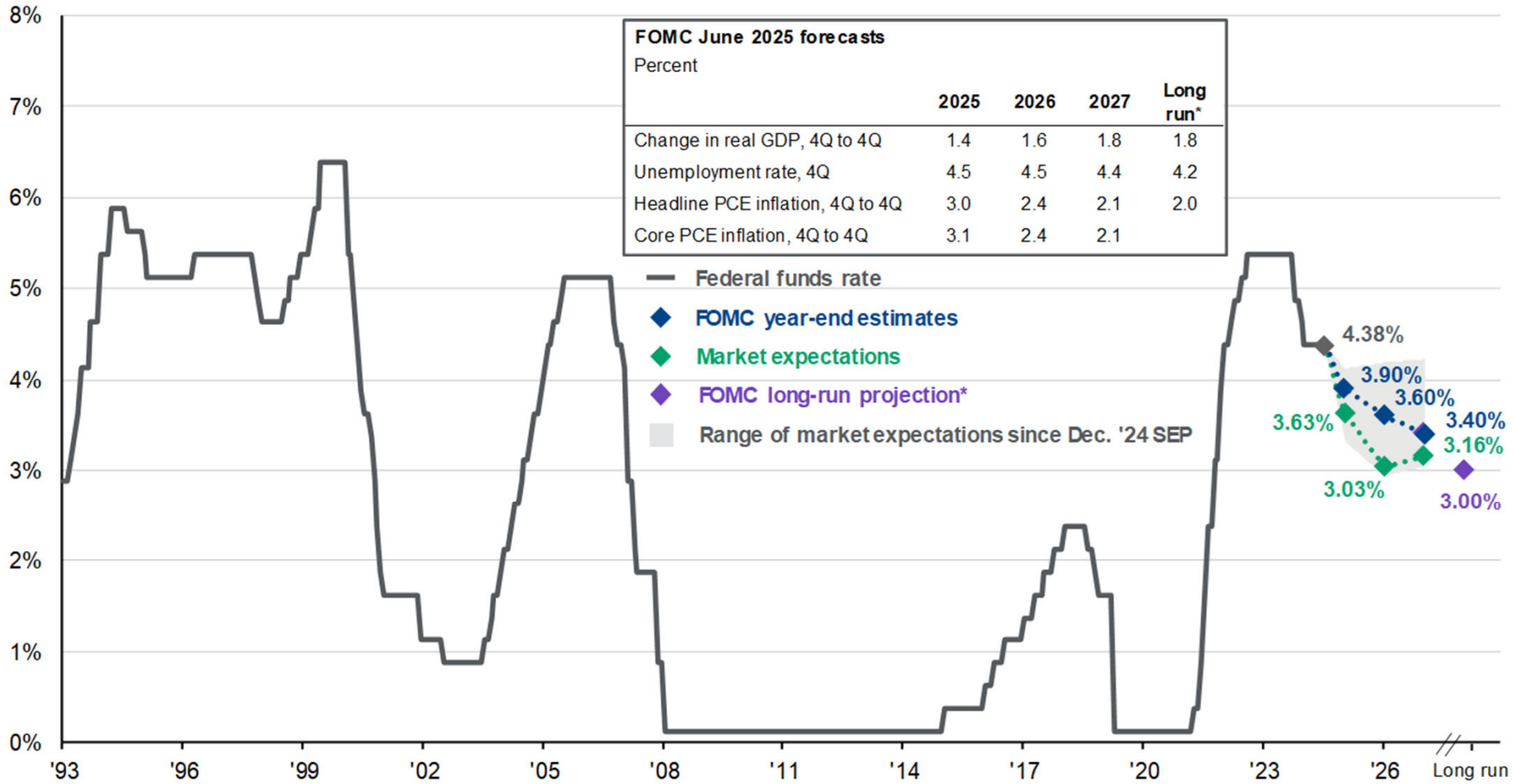


Attachment: Dana Presentation as of 07 31 2025 (10544 : 2025 Investment Portfolio Update-DANA

08/01/2025 JLKG

Federal funds rate expectations

FOMC and market expectations for the federal funds rate



Attachment: Dana Presentation as of 07 31 2025 (10544 : 2025 Investment Portfolio Update-DANA

08/01/2025 JLI/KG

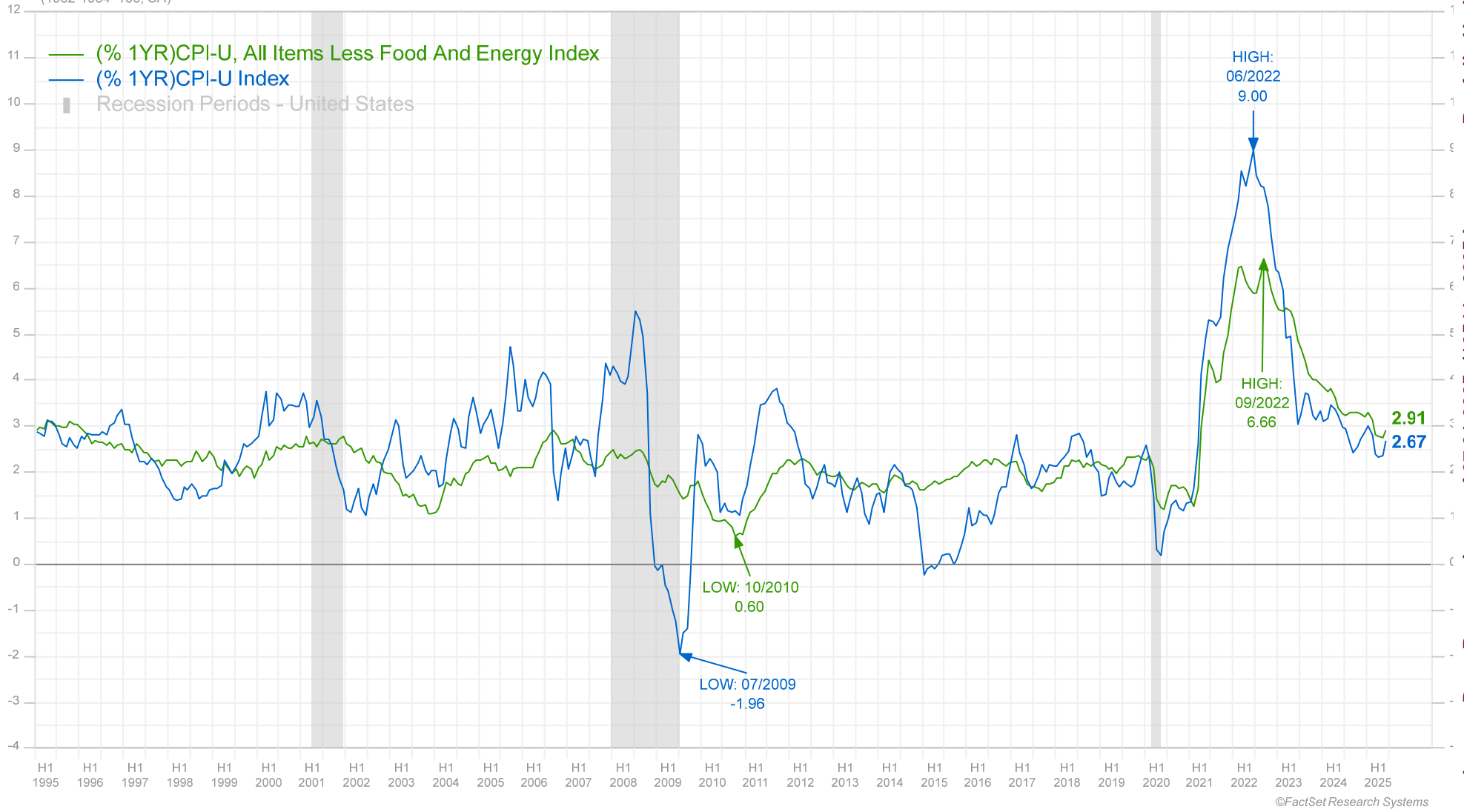
Source: Bloomberg, FactSet, Federal Reserve, J.P. Morgan Asset Management. Market expectations are based off of USD Overnight Index Swaps. *Long-run projections are the rates of growth, unemployment and inflation to which a policymaker expects the economy to converge over the next five to six years in absence of further shocks and under appropriate monetary policy. Forecasts are not a reliable indicator of future performance. Forecasts, projections and other forward-looking statements are based upon current beliefs and expectations. They are for illustrative purposes only and serve as an indication of what may occur. Given the inherent uncertainties and risks associated with forecasts, projections or other forward-looking statements, actual events, results or performance may differ materially from those reflected or contemplated

ECONOMIC & MARKET UPDATE

CPI – HEADLINE AND CORE

Inflation: Consumer Price Index (CPI-U) Index 1/31/1995 Through 6/30/2025

(1982-1984=100, SA)



©FactSet Research Systems

Consumer Price Index (CPI) is the most widely cited indicator of U.S. inflation or deflation. CPI-U is most often simply called CPI and is the index referenced by headlines in the news. The Consumer Price Index For All Urban Consumers measures the month change in consumer prices for a representative basket of goods and services. CPI-U is the headline Consumer Price Index, which covers 93% of the U.S. population. This metric measures inflation and is an indicator of the effectiveness of government fiscal and monetary policies. The index is used in a variety of areas of finance and economics, including those in the financial markets, the Federal Reserve, business executives, and labor leaders. The prices are adjusted for changes in product quality or features, and CPI indexes for each category of product or service are calculated in a way that allows for substitution effects—the tendency of consumers to seek alternatives as prices rise.” <https://www.investopedia.com/terms/c/cpiu.asp> (accessed 01/12/2023)

www.DanaInvestment.com

“H1” first half of year (01/01 to 06/30); “H2” second half of year (07/01 to 12/31). Update Schedule: <https://www.bls.gov/cpi/> Next Release 08/12/2025. FactSet graph/data refreshed on 07/23/2025.

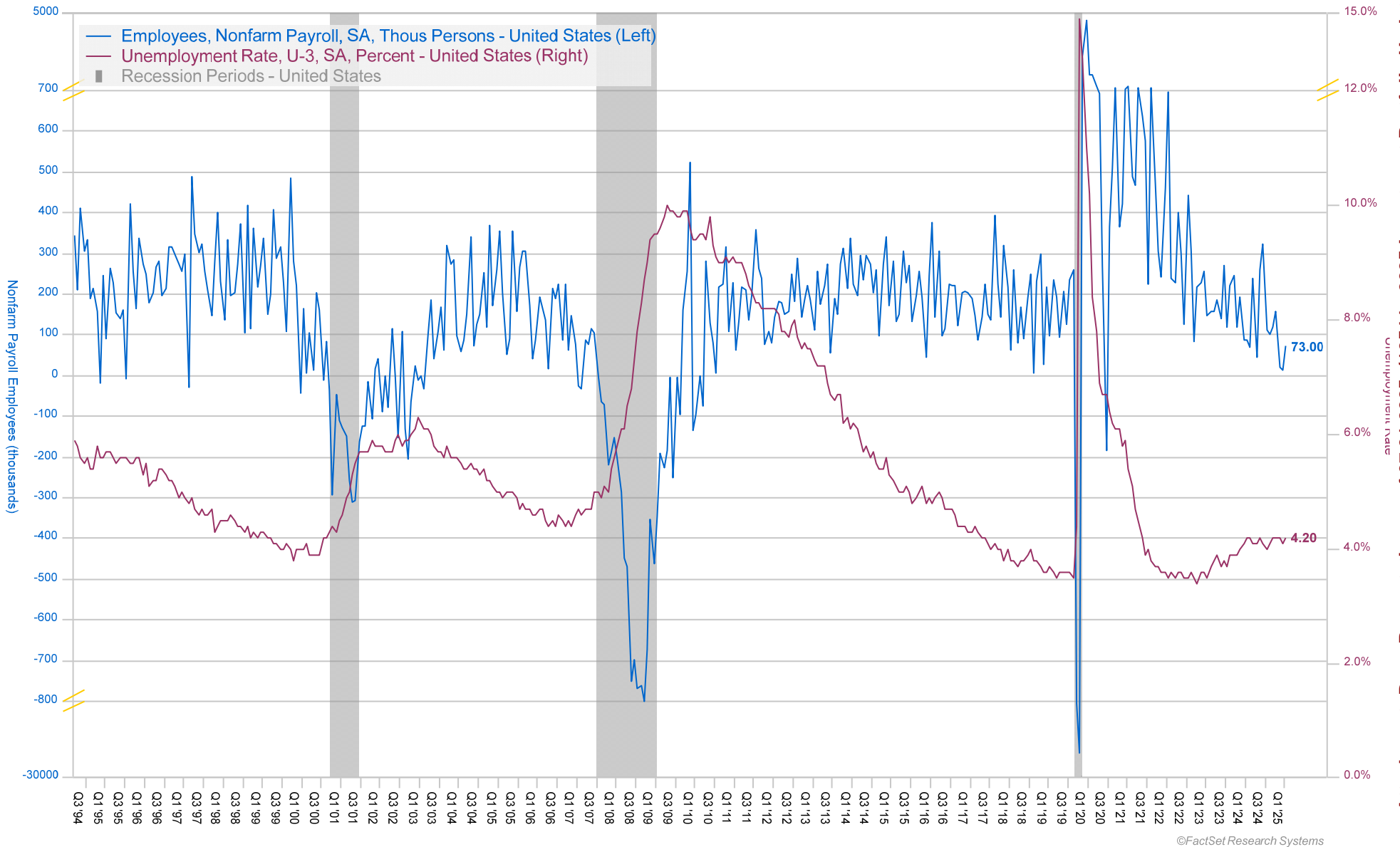
Attachment: Dana Presentation as of 07 31 2025 (10544 : 2025 Investment Portfolio Update-DANA

08/01/2025 JLK/G

ECONOMIC & MARKET UPDATE

NET NEW JOB FORMATION AND THE UNEMPLOYMENT RATE

U.S. Change in Nonfarm Employment (thous) and Unemployment Rate (%): 9/30/1994 through 7/31/2025



Attachment: Dana Presentation as of 07 31 2025 (10544 : 2025 Investment Portfolio Update-DANA

08/01/2025 JLL/KG

Dana Investment Advisors, Inc.

PORTFOLIO HOLDINGS



5.a.a

Report as of: 07/31/2025

Portfolio: 3876ma - City of Mequon - Lim Vol

| Shares/ PAR | Identifier | Description | Price | Market Value | Pct. Assets | Income Accrued | Cur. Yield |
|-------------------------------|------------|---|--------|---------------------|--------------|------------------|-------------|
| Cash | | | | | | | |
| Short Term Investments | | | | | | | |
| | 000009 | Cash - Money Fund | | 919,007.15 | 8.61 | .00 | .10 |
| 95,986.75 | SNVXX | Schwab Govt Money Fund | 1.00 | 95,986.75 | .90 | .00 | 4.04 |
| | | Total Short Term Investments | | 1,014,993.90 | 9.50 | .00 | .47 |
| | | Total Cash | | 1,014,993.90 | 9.50 | .00 | .47 |
| Bonds | | | | | | | |
| Agency Bonds | | | | | | | |
| 450,000 | 3130AKV78 | FEDERAL HOME LOAN BANK 1.25% Due 08/12/2025 | 99.90 | 449,552.70 | 4.21 | 2,640.63 | 1.25 |
| 500,000 | 3135GAWZ0 | FANNIE MAE 4.5% Due 10/25/2027 | 99.94 | 499,693.00 | 4.68 | 6,000.00 | 4.50 |
| 500,000 | 3135GAXB2 | FANNIE MAE 4.4% Due 10/28/2027 | 100.00 | 499,979.50 | 4.68 | 5,683.33 | 4.40 |
| 600,000 | 3130B3YS6 | FEDERAL HOME LOAN BANK 4.52% Due 12/03/2027 | 99.97 | 599,800.20 | 5.62 | 4,369.33 | 4.52 |
| | | Total Agency Bonds | | 2,049,025.40 | 19.19 | 18,693.29 | 3.77 |
| Mortgage Bonds | | | | | | | |
| 16,942.07 | 31300L7C3 | FH 848991 6.503% Due 12/01/2042 | 103.57 | 17,547.28 | .16 | 200.87 | 6.28 |
| 28,195.44 | 31300MJE4 | FH 849261 6.497% Due 02/01/2043 | 103.53 | 29,189.55 | .27 | 305.74 | 6.28 |
| 43,154.29 | 3140JAPE2 | FN BM5820 6.577% Due 03/01/2043 | 103.48 | 44,655.32 | .42 | 236.52 | 6.36 |
| 50,675.17 | 3140JAW61 | FN BM6068 7.066% Due 03/01/2044 | 103.27 | 52,331.48 | .49 | 298.39 | 6.84 |
| 42,967.01 | 31288QEZ9 | FH 841052 6.689% Due 07/01/2044 | 102.89 | 44,209.70 | .41 | 488.83 | 6.50 |
| 87,825.23 | 3140JBCJ3 | FN BM6372 6.602% Due 10/01/2044 | 103.08 | 90,533.49 | .85 | 483.19 | 6.40 |
| 38,956.66 | 31288QCL2 | FH 840975 6.713% Due 11/01/2044 | 102.69 | 40,006.00 | .37 | 455.26 | 6.54 |
| 28,707.25 | 31300M4X8 | FH 849838 7.189% Due 10/01/2045 | 102.61 | 29,455.79 | .28 | 345.33 | 7.01 |
| 50,572.69 | 31347A7L2 | FH 840899 6.704% Due 11/01/2045 | 102.87 | 52,026.10 | .49 | 572.68 | 6.52 |
| 67,783.41 | 3140JAWW4 | FN BM6060 6.367% Due 01/01/2046 | 102.95 | 69,782.48 | .65 | 359.65 | 6.18 |
| 56,888.27 | 3140J9TD3 | FN BM5047 6.518% Due 03/01/2046 | 103.01 | 58,598.73 | .55 | 309.00 | 6.33 |
| 103,094.28 | 3140JBQN9 | FN BM6760 6.617% Due 08/01/2046 | 103.40 | 106,597.32 | 1.00 | 568.48 | 6.40 |
| 42,452.42 | 31347APT5 | FH 840434 6.792% Due 10/01/2046 | 102.89 | 43,679.04 | .41 | 481.15 | 6.60 |
| 33,722.76 | 31288QBZ2 | FH 840956 6.535% Due 11/01/2046 | 103.17 | 34,790.42 | .33 | 387.09 | 6.33 |
| 42,038.36 | 3140JAW53 | FN BM6067 6.519% Due 11/01/2046 | 102.96 | 43,280.76 | .41 | 228.37 | 6.33 |
| 76,169.63 | 31288QGA2 | FH 841093 6.711% Due 01/01/2047 | 102.73 | 78,248.75 | .73 | 893.47 | 6.53 |
| 32,971.45 | 3140JAV62 | FN BM6036 6.695% Due 04/01/2047 | 103.09 | 33,989.74 | .32 | 183.95 | 6.49 |
| 80,332.95 | 31288QFZ8 | FH 841084 6.695% Due 08/01/2047 | 102.84 | 82,616.09 | .77 | 907.35 | 6.51 |
| 55,921.79 | 31288QET3 | FH 841046 6.602% Due 10/01/2047 | 103.04 | 57,620.19 | .54 | 628.43 | 6.41 |
| 43,039.05 | 31288QGX2 | FH 841114 6.486% Due 11/01/2047 | 102.92 | 44,296.48 | .41 | 473.16 | 6.30 |
| 85,332.40 | 31288QJV3 | FH 841176 6.617% Due 11/01/2047 | 102.79 | 87,717.35 | .82 | 975.83 | 6.44 |
| 333,238.83 | 31288RAB4 | FH 841802 4.824% Due 11/01/2047 | 102.62 | 341,954.69 | 3.20 | 2,694.61 | 4.70 |
| 106,138.35 | 3140JBGL4 | FN BM6502 6.428% Due 09/01/2048 | 103.40 | 109,748.00 | 1.03 | 568.55 | 6.22 |
| 109,634.64 | 3140JBWW2 | FN BM6960 6.817% Due 09/01/2048 | 103.16 | 113,097.88 | 1.06 | 622.82 | 6.61 |
| 41,754.85 | 3140JBD60 | FN BM6424 6.179% Due 10/01/2048 | 103.04 | 43,024.19 | .40 | 215.00 | 6.00 |
| 102,189.90 | 3140JBHC3 | FN BM6526 6.506% Due 10/01/2048 | 103.06 | 105,316.51 | .99 | 554.04 | 6.31 |
| 494,407.48 | 31288QFR6 | FH 841076 3.005% Due 11/01/2048 | 97.72 | 483,131.52 | 4.52 | 2,488.33 | 3.08 |
| 297,370.85 | 31288QZN3 | FH 841649 6.67% Due 01/01/2049 | 102.88 | 305,923.83 | 2.86 | 3,374.17 | 6.48 |
| 313,829.75 | 3140JCGA6 | FN BM7392 6.502% Due 04/01/2049 | 103.13 | 323,638.81 | 3.03 | 1,700.43 | 6.30 |
| 5,571.71 | 3622AAGQ1 | G2 784807 4.709% Due 08/20/2049 | 99.44 | 5,540.66 | .05 | 21.86 | 4.74 |
| 419,077.86 | 3622ADFE3 | G2 787465 4.891% Due 08/20/2049 | 101.06 | 423,513.38 | 3.97 | 1,708.09 | 4.84 |
| 142,368.72 | 3140JBN36 | FN BM6709 5.603% Due 11/01/2049 | 102.69 | 146,194.73 | 1.37 | 664.74 | 5.46 |
| 237,041.51 | 3140JCCH5 | FN BM7271 6.432% Due 11/01/2049 | 102.96 | 244,062.44 | 2.29 | 1,270.54 | 6.25 |
| 379,160.94 | 3140JCMM3 | FN BM7563 6.517% Due 11/01/2049 | 103.23 | 391,398.73 | 3.66 | 2,059.16 | 6.31 |
| 119,549.86 | 3140JBSR8 | FN BM6827 6.743% Due 02/01/2050 | 103.10 | 123,258.89 | 1.15 | 671.77 | 6.54 |
| 177,596.18 | 3140JBUQ7 | FN BM6890 4.859% Due 03/01/2050 | 101.61 | 180,448.90 | 1.69 | 719.12 | 4.78 |
| 323,137.32 | 3140JCJJ4 | FN BM7464 5.493% Due 05/01/2050 | 103.20 | 333,472.54 | 3.12 | 1,479.16 | 5.32 |
| 485,445.90 | 31288RFC7 | FH 841963 6.554% Due 06/01/2050 | 102.79 | 499,006.83 | 4.67 | 5,381.60 | 6.38 |
| 293,852.97 | 3140JCD35 | FN BM7321 6.554% Due 06/01/2050 | 102.82 | 302,131.69 | 2.83 | 1,604.93 | 6.37 |

Attachment: Dana Presentation as of 07 31 2025 (10544 : 2025 Investment Portfolio Update-DANA Investment Advisors)

Dana Investment Advisors, Inc. PORTFOLIO HOLDINGS



5.a.a

Report as of: 07/31/2025

Portfolio: 3876ma - City of Mequon - Lim Vol

| Shares/ PAR | Identifier | Description | Price | Market Value | Pct. Assets | Income Accrued | Cur. Yield |
|--|------------|---------------------------------|--------|----------------------|--------------|-------------------|-------------|
| 255,025.85 | 3140JBWU6 | FN BM6958 6.219% Due 10/01/2050 | 103.59 | 264,186.12 | 2.47 | 1,321.67 | 6.00 |
| 537,631.05 | 31288Q6N5 | FH 841777 3.511% Due 01/01/2051 | 102.38 | 550,426.66 | 5.15 | 3,184.23 | 3.43 |
| Total Mortgage Bonds | | | | 6,430,649.06 | 60.21 | 42,087.56 | 5.56 |
| Small Business Administration Bonds | | | | | | | |
| 226,824.95 | 8316A8BP7 | SBA 540045 7.8% Due 03/25/2032 | 103.12 | 233,893.04 | 2.19 | 2,962.97 | 7.56 |
| 270,180.04 | 8316A0H94 | SBA 530255 7% Due 04/25/2033 | 101.82 | 275,092.18 | 2.58 | 3,189.63 | 6.88 |
| 549,438.39 | 8316A0WR7 | SBA 530655 6% Due 10/25/2034 | 102.66 | 564,058.95 | 5.28 | 5,513.31 | 5.84 |
| 20,918.90 | 83164MER6 | SBA 510044 4.9% Due 08/25/2039 | 99.28 | 20,767.86 | .19 | 171.19 | 4.94 |
| Total Small Business Administration Bonds | | | | 1,093,812.03 | 10.24 | 11,837.10 | 6.45 |
| Total Bonds | | | | 9,573,486.49 | 89.64 | 72,617.95 | 5.28 |
| Total Portfolio | | | | 10,588,480.39 | | | |
| Paydown Receivable | | | | 91,029.10 | | | |
| Interest Accrued | | | | 72,617.95 | | | |
| Dividends Accrued | | | | 0.00 | | | |
| Total Portfolio with Accruals & Receivables | | | | 10,752,127.44 | | | |

Attachment: Dana Presentation as of 07 31 2025 (10544 : 2025 Investment Portfolio Update-DANA Investment Advisors)

Dana Investment Advisors, Inc. PORTFOLIO HOLDINGS



5.a.a

Report as of: 07/31/2025

Portfolio: 3876mb - City of Mequon - American Rescue Funds

| Shares/ PAR | Identifier | Description | Price | Market Value | Pct. Assets | Income Accrued | Cur. Yield |
|-------------------------------|------------|--|-------|-------------------|---------------|----------------|------------|
| Cash | | | | | | | |
| Short Term Investments | | | | | | | |
| | 000009 | Cash - Money Fund | | 516,293.38 | 92.45 | .00 | .10 |
| 42,174.26 | SNVXX | Schwab Govt Money Fund | 1.00 | 42,174.26 | 7.55 | .00 | 4.04 |
| | | Total Short Term Investments | | 558,467.64 | 100.00 | .00 | .40 |
| | | Total Cash | | 558,467.64 | 100.00 | .00 | .40 |
| | | Total Portfolio | | 558,467.64 | | | |
| | | Paydown Receivable | | 0.00 | | | |
| | | Interest Accrued | | 0.00 | | | |
| | | Dividends Accrued | | 0.00 | | | |
| | | Total Portfolio with Accruals & Receivables | | 558,467.64 | | | |

Attachment: Dana Presentation as of 07 31 2025 (10544 : 2025 Investment Portfolio Update-DANA Investment Advisors)

Dana Investment Advisors, Inc.

PORTFOLIO HOLDINGS



5.a.a

Report as of: 07/31/2025

Portfolio: 3876mc - City of Mequon - Long Term

| Shares/ PAR | Identifier | Description | Price | Market Value | Pct. Assets | Income Accrued | Cur. Yield |
|--|------------|--|--------|---------------------|--------------|------------------|-------------|
| Cash | | | | | | | |
| Short Term Investments | | | | | | | |
| | 000009 | Cash - Money Fund | | 17,011.41 | .80 | .00 | .10 |
| Total Short Term Investments | | | | 17,011.41 | .80 | .00 | .10 |
| Bonds | | | | | | | |
| Agency Bonds | | | | | | | |
| 100,000 | 3130AWN63 | FEDERAL HOME LOAN BANK 4% Due 06/30/2028 | 100.29 | 100,285.70 | 4.70 | 333.33 | 3.99 |
| 100,000 | 3133EPWK7 | FEDERAL FARM CREDIT BANK 4.5% Due 09/22/2028 | 101.62 | 101,622.40 | 4.77 | 1,612.50 | 4.43 |
| 100,000 | 3130AUW75 | FEDERAL HOME LOAN BANK 3.875% Due 03/09/2029 | 99.72 | 99,724.90 | 4.68 | 1,528.47 | 3.89 |
| 100,000 | 3130AV5P3 | FEDERAL HOME LOAN BANK 4.375% Due 03/08/2030 | 101.57 | 101,572.70 | 4.77 | 1,725.69 | 4.31 |
| 100,000 | 3130AWGS3 | FEDERAL HOME LOAN BANK 4.125% Due 06/14/2030 | 100.47 | 100,470.80 | 4.71 | 538.54 | 4.11 |
| 100,000 | 3130B0Z51 | FEDERAL HOME LOAN BANK 4.75% Due 03/14/2031 | 103.14 | 103,144.10 | 4.84 | 1,807.64 | 4.61 |
| Total Agency Bonds | | | | 606,820.60 | 28.47 | 7,546.17 | 4.22 |
| Corporate Bonds | | | | | | | |
| 100,000 | 92826CAH5 | VISA INC 2.75% Due 09/15/2027 | 97.27 | 97,266.00 | 4.56 | 1,031.25 | 2.83 |
| 100,000 | 931142FB4 | WALMART INC 3.9% Due 04/15/2028 | 99.71 | 99,713.00 | 4.68 | 1,148.33 | 3.91 |
| 100,000 | 30303M8L9 | META PLATFORMS INC 4.6% Due 05/15/2028 | 101.34 | 101,340.00 | 4.75 | 971.11 | 4.54 |
| 100,000 | 742718GF0 | PROCTER & GAMBLE CO/THE 4.35% Due 01/29/2029 | 100.87 | 100,869.00 | 4.73 | 12.08 | 4.31 |
| 100,000 | 478160CU6 | JOHNSON & JOHNSON 4.8% Due 06/01/2029 | 102.28 | 102,279.00 | 4.80 | 786.67 | 4.69 |
| 100,000 | 037833EN6 | APPLE INC 3.25% Due 08/08/2029 | 96.74 | 96,736.00 | 4.54 | 1,552.78 | 3.36 |
| 100,000 | 166756AS5 | CHEVRON USA INC 3.25% Due 10/15/2029 | 96.17 | 96,170.00 | 4.51 | 947.92 | 3.38 |
| 110,000 | 67066GAF1 | NVIDIA CORP 2.85% Due 04/01/2030 | 94.45 | 103,898.30 | 4.87 | 1,036.29 | 3.02 |
| 110,000 | 09247XAQ4 | BLACKROCK INC 2.4% Due 04/30/2030 | 91.90 | 101,087.80 | 4.74 | 667.25 | 2.61 |
| 100,000 | 02079KAK3 | ALPHABET INC 4% Due 05/15/2030 | 99.63 | 99,633.00 | 4.67 | 988.89 | 4.01 |
| 110,000 | 30231GBN1 | EXXON MOBIL CORPORATION 2.61% Due 10/15/2030 | 92.03 | 101,230.80 | 4.75 | 837.38 | 2.84 |
| 100,000 | 00440KAC7 | ACCENTURE CAPITAL INC 4.25% Due 10/04/2031 | 98.43 | 98,432.80 | 4.62 | 1,369.44 | 4.32 |
| 120,000 | 12572QAK1 | CME GROUP INC 2.65% Due 03/15/2032 | 89.40 | 107,275.20 | 5.03 | 1,192.50 | 2.96 |
| Total Corporate Bonds | | | | 1,305,930.90 | 61.27 | 12,541.89 | 3.60 |
| Supranationals | | | | | | | |
| 100,000 | 459058LA9 | INTL BK RECON & DEVELOP - Sustainable Bond 4% Due 01/10/2031 | 99.68 | 99,675.30 | 4.68 | 222.22 | 4.01 |
| 100,000 | 459058LF8 | INTL BK RECON & DEVELOP 4.5% Due 04/10/2031 | 102.11 | 102,106.60 | 4.79 | 1,375.00 | 4.41 |
| Total Supranationals | | | | 201,781.90 | 9.47 | 1,597.22 | 4.21 |
| Total Bonds | | | | 2,114,533.40 | 99.20 | 21,685.28 | 3.84 |
| Total Portfolio | | | | 2,131,544.81 | | | |
| Paydown Receivable | | | | 0.00 | | | |
| Interest Accrued | | | | 21,685.28 | | | |
| Dividends Accrued | | | | 0.00 | | | |
| Total Portfolio with Accruals & Receivables | | | | 2,153,230.09 | | | |

Attachment: Dana Presentation as of 07 31 2025 (10544 : 2025 Investment Portfolio Update-DANA Investment Advisors)

DANA INVESTMENT ADVISORS

FIXED INCOME TEAM BIOGRAPHIES



J. JOSEPH VERANTH, CFA

Chief Investment Officer and Portfolio Manager

Joe joined Dana Investment Advisors in December 1994. He graduated from Northwestern University with a BA in Humanities in 1984. Joe earned an MBA in

Finance and International Business from the Stern School of Business at New York University in 1991. He is a CFA® charterholder and a member of the CFA Institute and the CFA Society of Milwaukee.



BRIAN V. LEHKY

Senior Vice President, Portfolio Manager

Brian joined Dana Investment Advisors in June 2008. He graduated from Marquette University with a BS in Finance in 1999. Brian has been in the investment industry since 2006, with credit analysis experience with a

focus on municipal credits. Prior to joining Dana, he worked for Stifel, Nicolaus & Company as a Vice President in their Fixed Income Group.



MATTHEW R. SLOWINSKI, CFA

Senior Vice President, Portfolio Manager

Matt joined Dana Investment Advisors in March 2008. He graduated from the University of Wisconsin-Milwaukee with a BBA in Finance in 2003 and earned an MBA from The Pennsylvania State University in

2009. Matt has been in the investment industry since 2003. Prior to joining Dana, he worked for Wells Fargo Funds Management Group and Wells Capital Management. He is a CFA® charterholder and a member of the CFA Institute and the CFA Society of Milwaukee.



ROBERT LEUTY, CFA

Director of Fixed Income and Portfolio Manager

Rob joined Dana Investment Advisors in October 2002. He graduated from the University of Wisconsin-Madison with a BB in Accounting in 1988. Rob earned an MBA in

Finance from the University of St. Thomas in 1994. He is a CFA® charterholder and a member of the CFA Institute and the CFA Society of Milwaukee.



NOAMAN SHARIEF

Senior Vice President, Portfolio Manager

Noaman joined Dana Investment Advisor in June 2008 and is currently a Senior Vice President and Portfolio Manager. Noaman graduated from the University of Illinois at Urbana-Champaign with a BS and earned an

MBA in Finance from the University of Wisconsin-Milwaukee (UWM). Noaman has been in the investment industry since 2000. Prior to joining Dana, he worked for Sovereign Advisers and Credit Suisse First Boston. He serves as an adjunct professor at the Lubar College of Business at UWM where he teaches the graduate level courses Fixed Income Securities and Portfolio Management. Outside of his career and family, he spends a great deal of time serving his community by mentoring young adults, teaching, and is a present/past member of various service organizations, including Rotary International and Lions Clubs International. He currently serves on the Boards of ShelterBoxUSA Milwaukee Habitat for Humanity, Waukesha County Crimestoppers, and the Investment Management Certificate Program at UWM.

Dana Investment Advisors, Inc. is an independent federally registered investment adviser providing equity and fixed income investment management services to broad range of clients. All data is presented in U.S. Dollars. Portfolio Characteristics, Performance Report, Portfolio Holdings, and Sector Distributions reflect applicable investment holdings as of market close on the date indicated. Returns presented are exclusive of investment management and custodial fees, and net of transaction costs. Investment management fees would reduce the returns presented, for example: on a one-million dollar portfolio with an advisory fee of 0.75% earning a 10% return, the total compounded advisory fee over a five year period would be \$50,368. The resulting average annual return for the period would therefore be 9.17%. A returns were calculated on a time weighted total return basis. Performance does include the accrual of income and the reinvestment of dividends and interest received. **Each account is unique and the signed contract should be reviewed to find the account's specific management fee rate charged for each account.**

During various market cycles, the strategies discussed herein have demonstrated portfolio characteristics and returns that have been both more and less volatile than that of the comparable index. Indices shown were selected because they demonstrated a broad range of characteristics, some of these characteristics being deemed useful for limited comparison purposes only. Historical performance results for investment indices and/or categories have been provided for general comparison purposes only, and generally do not reflect the deduction of transaction and/or custodial charges, the deduction of an investment management fee, nor the impact of taxes, the incurrence of which would have the effect of decreasing historical performance results. It should not be assumed that your account holdings do or will correspond directly to any comparative indices.

While data contained herein was gathered from sources deemed reliable, the accuracy of the data presented cannot be guaranteed. Please remember that past performance may not be indicative of future results. Different types of investments involve varying degrees of risk, and there can be no assurance that the future performance of any specific investment or investment strategy made reference to directly or indirectly in this report, will be profitable, equal any corresponding historical performance level(s), or will continue to be suitable for your portfolio. Due to various factors, including changing market conditions, the content of this report may no longer be reflective of current opinions, positions, investments or account allocations. Moreover, you should not assume that any discussion or information contained in this report serves as the receipt of, or as a substitute for, personalized investment advice from Dana Investment Advisors, Inc.

Dana Investment Advisors is not a custodian. Clients should be receiving detailed statements from their custodian at least quarterly. While Dana Investment Advisor regularly reconciles to custodian information, we encourage clients to review their custodian statement(s). The market prices shown on these pages represent the last reported sale on the stated report date as to listed securities or the bid price in the case of over-the-counter quotations. Prices on bonds and some other investment are based on round lot price quotations and are for evaluation purposes only and may not represent actual market values. Bonds sold on an odd lot basis (less than \$ million) may have a dollar price lower than the round lot quote. Where no regular market exists, prices shown are estimates by sources considered reliable by Dana Investment Advisors, Inc. While the prices are obtained from sources we consider reliable, we cannot guarantee them.

Please remember to contact Dana Investment Advisors, Inc. at 800.765.0157, or P.O. Box 1067 Brookfield, WI 53008 with any questions or if there are any changes in your personal financial situation or investment objectives for the purpose of reviewing, evaluating, and revising any previous recommendation or investment services. Please also advise Dana if you would like to impose, add, or modify any reasonable restrictions to your account. A copy of Dana's current Form ADV Brochure detailing a complete list of Dana's advisory services and fees continues to remain available for your review upon request.

Glossary

Credit Rating – Represents Moody's or another independent rating agency's assessment of the entities ability to repay its debt.
Average Maturity – Represents the weighted average of expected maturities of underlying bonds.
Yield to Maturity/Worst – Represents the annual rate of return, including the reinvestment of income received, if held to maturity or worst-case call date.
Effective Duration – Represents the sensitivity of bond prices in percentage terms to changes in interest rates by considering the impact of changing bond cash flows and bond yields.

Cash-Money Fund – Represents the cash/sweep vehicle used at the custodian.
Unrealized Gain/Loss – Reflects the market appreciation (depreciation) for the current period.
Current Yield – The annual rate of income return of an investment expressed as a percentage. For stocks, current yield is calculated by taking the annual dividend payments divided by the stock's current market price. For bonds, current yield is calculated by taking the coupon rate divided by the bond's current market price.
Income Accrued – Income earned, but not yet received as of the end of the reporting period.

Settlement Date – The date on which a trade settles and cash or securities are credited or debited to the account.
Cost Basis – The original price paid for an asset, adjusted for future reinvestment of dividends and interest received, as well as subsequent purchases and sales.
Estimated Annual Income – The amount of income a particular asset is expected to earn over the next year.
Realized Gain/Loss – The proceeds less the Cost Basis on sale at maturity, and call transactions.
Trade Date – The execution date the trade is legally entered into.



20700 Swenson Drive
Suite 400
Waukesha, Wisconsin 53186

P.O. Box 1067
Brookfield, Wisconsin 53008-1067

800.765.0157

www.DanaInvestment.com



11333 N. Cedarburg Road
Mequon, WI 53092-1930
Phone: 262-242-3100
Fax: 262-242-9655

www.cityofmequonwi.gov

Office of Finance-Personnel Committee

TO: Finance-Personnel Committee
FROM: Marie Keyser, Assistant Finance Director
DATE: August 12, 2025
SUBJECT: 2025 YTD Budget Report as of June 30, 2025

Attached please find a year to date General Fund Budget to Actual Report for the six months ending June 30, 2025. The values shown are unaudited. Commentary is included in the report to provide explanations regarding expenditure overage's or revenue shortfalls. Most departmental budgets are tracking at or below the fifty percent benchmark. As a reminder, several revenue categories are recorded unevenly throughout the year or are only recorded at the end of the year. Staff will continue to monitor the budget throughout the remainder of the year and explore opportunities for additional revenues and cost savings.

Attachments:
Q2 2025 Budget Report (PDF)



| REVENUES | FY 2025 - Quarter 2 | | | | | PRIOR YRS COMPARISON | | |
|-----------------------------------|---------------------|-------------------|------------------|---------------|---------------|----------------------|------------------|------------------|
| | Original | Amended | Actual | YTD % | % of Total | FY 24 | FY 23 | FY 22 |
| | Budget | Budget | | | | ACTUALS | ACTUALS | ACTUALS |
| Taxes | 12,719,849 | 12,719,849 | 5,451,831 | 42.86% | 67.7% | 5,073,430 | 6,138,529 | 5,948,983 |
| State Shared Revenue | 972,397 | 972,397 | - | 0.00% | 0.0% | - | - | - |
| Intergovernmental | 1,741,507 | 1,741,507 | 980,852 | 56.32% | 12.2% | 774,104 | 812,773 | 827,882 |
| Licenses | 65,550 | 65,550 | 72,042 | 109.90% | 0.9% | 50,128 | 45,489 | 54,876 |
| Permits - Inspection | 801,872 | 801,872 | 402,431 | 50.19% | 5.0% | 337,023 | 294,753 | 404,561 |
| Permits - Other | 57,500 | 57,500 | 43,387 | 75.45% | 0.5% | 42,575 | 43,060 | 47,295 |
| General Fees | 112,500 | 112,500 | 65,220 | 57.97% | 0.8% | 64,799 | 55,787 | 92,084 |
| Public Safety Fees | 153,000 | 153,000 | 46,092 | 30.13% | 0.6% | 73,481 | (338) | 255,238 |
| DPW Fees | 87,950 | 87,950 | 131,565 | 149.59% | 1.6% | 20,685 | 57,398 | 17,321 |
| Pool & Park Fees | 196,000 | 196,000 | 143,520 | 73.22% | 1.8% | 140,166 | 117,595 | 134,324 |
| Development Fees | 63,200 | 63,200 | 29,418 | 46.55% | 0.4% | 26,852 | 34,744 | 46,559 |
| Special Assessments | 3,000 | 3,000 | (443) | -14.75% | 0.0% | 1,053 | 1,078 | 335 |
| Internal Service Fees | 525,000 | 525,000 | - | 0.00% | 0.0% | - | - | - |
| Other Revenue | 883,366 | 883,366 | 398,990 | 45.17% | 5.0% | 331,913 | 198,223 | 99,386 |
| Investment Revenue | 265,500 | 265,500 | 292,463 | 110.16% | 3.6% | 311,753 | 230,809 | (64,042) |
| Total General Fund Revenue | 18,648,191 | 18,648,191 | 8,057,368 | 43.21% | 100.0% | 7,247,963 | 8,029,900 | 7,864,801 |

Key:

- Postive variance vs. year-to-date budget, or timing difference not anticipated to result in a year-end variance
- Negative variance of .01% to 4.99% vs. year-to-date budget
- Negative variance ≥ 5% vs. year-to-date budget

Over Budget

- LICENSES: Liquor, Tavern, Business, Cigarette and Amusement all tracking over 60%
- PERMITS - OTHER: Brush permits (majority of this category) tracking over 80%
- DPW FEES: Many are pass through (if revenue is high, so are expenses, therefore net zero impact)
- POOL & PARK FEES: Both pool and park fees tracking above 70%
- INVESTMENT REVENUE: Investments are recorded at fair market value

Under Budget

- TAXES: Taxes will be settled in August with Ozaukee County
- STATE SHARED REVENUE: Majority of funding is distributed in Q4
- PUBLIC SAFETY FEES: Court fees have a timing component to them, other revenues recognized more in the Fall season
- SPECIAL ASSESSMENTS: Delinquent Personal Property Tax booked here
- INTERNAL SERVICE FEES: Recognized as part of year-end process

Attachment: Q2 2025 Budget Report (10542 : 2025 Q2 YTD Budget (Unaudited))



| EXPENDITURES | FY 2025 - Quarter 2 | | | | | PRIOR YRS COMPARISON | | |
|--|---------------------|-------------------|------------------|---------------|---------------|----------------------|------------------|------------------|
| | Original | Amended | Actual | YTD % | % of Total | FY 24 | FY 23 | FY 22 |
| | Budget | Budget | | | | ACTUALS | ACTUALS | ACTUALS |
| Common Council | 105,620 | 105,620 | 80,637 | 76.35% | 0.9% | 68,530 | 66,521 | 67,162 |
| City Administrator | 488,761 | 488,761 | 181,929 | 37.22% | 2.0% | 165,898 | 153,525 | 147,806 |
| City Clerk | 301,670 | 301,670 | 146,993 | 48.73% | 1.6% | 141,841 | 142,387 | 138,201 |
| Elections | 57,056 | 57,056 | 38,005 | 66.61% | 0.4% | 37,325 | 42,925 | 42,942 |
| Information Services | 499,066 | 499,066 | 231,579 | 46.40% | 2.5% | 221,601 | 183,253 | 213,476 |
| Finance | 630,444 | 630,444 | 347,482 | 55.12% | 3.8% | 299,395 | 303,418 | 220,567 |
| Assessor | 258,347 | 258,347 | 131,126 | 50.76% | 1.4% | 102,001 | 117,181 | 154,768 |
| Human Resources | 284,450 | 284,450 | 125,742 | 44.21% | 1.4% | 120,771 | 117,439 | 124,378 |
| Legal Counsel | 136,800 | 136,800 | 46,978 | 34.34% | 0.5% | 33,783 | (55,851) | (49,648) |
| Police | 6,585,026 | 6,585,026 | 2,853,685 | 43.34% | 30.8% | 2,752,813 | 2,655,339 | 2,649,069 |
| Fire/EMS | 1,478,821 | 1,478,821 | 1,110,707 | 75.11% | 12.0% | 710,030 | 1,022,389 | 1,011,594 |
| Communications | 325,605 | 325,605 | 113,936 | 34.99% | 1.2% | 139,905 | 130,447 | 265,215 |
| Inspections | 575,392 | 575,392 | 237,892 | 41.34% | 2.6% | 243,196 | 270,337 | 235,384 |
| Building Maintenance | 738,763 | 738,763 | 371,826 | 50.33% | 4.0% | 373,617 | 339,755 | 341,320 |
| Fleet Services | 556,951 | 556,951 | 350,634 | 62.96% | 3.8% | 271,685 | 311,925 | 333,820 |
| Engineering | 681,908 | 681,908 | 383,532 | 56.24% | 4.1% | 311,373 | 305,837 | 238,610 |
| Highway | 2,203,784 | 2,203,784 | 1,000,009 | 45.38% | 10.8% | 1,062,575 | 945,594 | 882,933 |
| Forestry | 230,338 | 230,338 | 93,588 | 40.63% | 1.0% | 93,078 | 80,483 | 77,773 |
| Library Grant | 1,150,000 | 1,150,000 | 862,500 | 75.00% | 9.3% | 848,787 | 830,037 | 795,750 |
| Swimming Pool | 142,117 | 142,117 | 36,839 | 25.92% | 0.4% | 42,912 | 40,053 | 36,838 |
| Parks | 672,702 | 672,702 | 270,734 | 40.25% | 2.9% | 272,703 | 276,654 | 235,402 |
| Planning | 544,570 | 544,570 | 236,426 | 43.42% | 2.6% | 233,879 | 229,011 | 199,046 |
| Total General Fund Expenditures | 18,648,191 | 18,648,191 | 9,252,781 | 49.62% | 100.0% | 8,547,697 | 8,508,660 | 8,362,406 |
| Net Surplus (Loss) | - | - | (1,195,413) | | | (1,299,734) | (478,760) | (497,605) |
| Fund Balance - Beginning of Year | 2,435,457 | 2,435,457 | 2,435,457 | | | | | |
| Fund Balance - End of Year | 2,435,457 | 2,435,457 | 1,240,044 | | | | | |

Over Budget

- COMMON COUNCIL: Timing of when the City pays the League annual membership fee and Festivals Sponsorship
- ELECTIONS: All known elections have taken place this year
- FIRE/EMS: Third quarterly support payment sent to SOFD this quarter
- FLEET SERVICES: Fuel and Materials/Repairs over budget due to higher costs
- ENGINEERING: Pass through from DPW Fees Revenue category
- LIBRARY: Third quarterly support payment was sent this quarter

Under Budget

- LEGAL COUNSEL: Timing between receiving and processing invoices
- COMMUNICATIONS: Salaries/benefits tracking below budget due to vacancy
- SWIMMING POOL: Pool season started the very end of Q2

Attachment: Q2 2025 Budget Report (10542 : 2025 Q2 YTD Budget (Unaudited))



11333 N. Cedarburg Rd 60W
 Mequon, WI 53092-1930
 Phone: 262-242-3100
 Fax: 262-242-9655

www.ci.mequon.wi.us

Office of Finance-Personnel Committee

TO: Finance-Personnel Committee
FROM: Marie Keyser, Assistant Finance Director
DATE: August 12, 2025
SUBJECT: Quarterly Investment Report (April 1, 2025 - June 30, 2025)

Background

The City of Mequon Investment Policy requires that the Finance - Personnel Committee receive quarterly investment reports. The purpose of this report is to provide a means for committee members and staff to regularly review and monitor the City's investment position, and to demonstrate compliance with the City's Investment Policy.

The City is continuing to invest pursuant to the Investment Policy. The City's long-term funds are invested in a variety of instruments managed by Dana Investment Advisors. These investment instruments include US Agencies, US Treasuries and Mortgage-Backed Securities. The primary focus and order of priority is safety and preservation of principal, liquidity, and attaining a market rate of return. In February 2025, the City invested its 2025A Note proceeds with Ehlers Public Finance Advisors. The primary focus is the same as Dana Investment Advisors in terms of safety and preservation of principal and liquidity but with shorter maturities.

The investments controlled by Dana saw a quarter-end market value of \$13,430,894 with \$172,646 of investment revenue recorded in Quarter 2. \$235,000 of ARPA funding was liquidated from the portfolio to pay for various ARPA project expenditures. The investments controlled by Ehlers saw a quarter-end market value of \$7,348,880 with \$73,056 of investment revenue recorded in Quarter 2. \$7,256,635 was initially invested.

The three-year treasury at the end of the first quarter was 3.68%. During Quarter 2 2025, the City recognized \$516,368 of investment profit of which \$270,666 was bank account interest and \$245,702 was Dana and Ehlers portfolios investment revenue.

Ellen Roberts and Matt Slowinski will attend tonight's meeting to discuss the Dana investment portfolio through July 31, 2025.

It is staff's determination that for the quarter ended June 30, 2025, the City's individual portfolios and the combined portfolio continue to comply with both the City's investment policy and Wisconsin State Statute 66.0603.

Recommendation

None

Attachment: 2025 2nd Quarter Investment Report Package (10543 : Cash & Investment Report as of 06/30/2025)



Cash/Money Market Accounts for the Quarter Ending 06/30/25

| | General Fund | Sewer Fund | Water Fund | Capital Project Fund | ARPA Fund | Revolving Loan Fund | Debt Srvc/Other Funds | Total |
|--------------------------------|------------------|------------------|------------------|----------------------|----------------|---------------------|-----------------------|-------------------|
| Beginning Cash 04/01/25 | 3,577,095 | 5,903,576 | 4,024,383 | 1,902,533 | 380,491 | 555,301 | 10,747,722 | 27,091,101 |
| Receipts | | | | | | | | |
| Property Tax | 507,470 | - | - | - | - | - | - | 507,470 |
| City Generated | 954,973 | 1,166,452 | 844,120 | 106,121 | - | 11,054 | 59,536 | 3,142,255 |
| State/Fed Funding | 616,794 | - | - | 102,574 | - | - | 140,535 | 859,904 |
| Investment | 45,513 | 53,040 | 31,625 | 31,251 | 2,481 | 1,393 | 105,363 | 270,666 |
| Total Receipts | 2,124,750 | 1,219,491 | 875,745 | 239,947 | 2,481 | 12,447 | 305,434 | 4,780,295 |
| Expenditures | | | | | | | | |
| Payroll & Benefits | (2,762,090) | (149,615) | (10,296) | - | - | - | - | (2,922,001) |
| Accounts Payable | (1,500,977) | (608,235) | (404,548) | (762,521) | (205,746) | - | (201,708) | (3,683,735) |
| Other/Transfer | (3,365) | (166,856) | (1,132,635) | - | 460,000 | - | (1,011,400) | (1,854,256) |
| Total Expenditures | (4,266,432) | (924,706) | (1,547,479) | (762,521) | 254,254 | - | (1,213,108) | (8,459,992) |
| Ending Cash 06/30/25 | 1,435,413 | 6,198,361 | 3,352,649 | 1,379,959 | 637,226 | 567,747 | 9,840,048 | 23,411,404 |

Notes:

PROPERTY TAX: Received Lottery Credit Settlement in April \$507k. General Fund will receive second half tax installment settlement in August from Ozaukee County ~\$7.2M

CITY GENERATED: General - Cell Tower Lease Revenue, Brush Permits, Pool passes, Developer Escrows, Court Revenue, Inspections Permits, Park Reservations, etc. Sewer/Water- Utility Billing

STATE/FED FUNDING: \$338k Highway & Transportation Aid, \$521k Personal Property Aid payment

INVESTMENT: Bank Account interest \$270k across several funds.

PAYROLL & BENEFITS: Six pay periods throughout first quarter. YTD, under 50% expended.

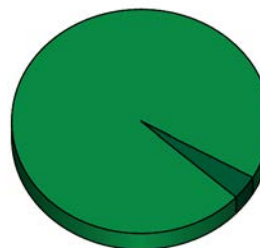
ACCOUNTS PAYABLE: General Fund - Quarterly support payments to Library & SOFD, Liability Insurance installment payment, Financial audit, Assessing contract. Capital Projects - Plow Truck chassis purchase, new phone system, Swimming Pool gutter system. ARPA - Lemke Pavilion, Land Management System, Civic Campus Master Plan Consultant, Reassessment contract. Sewer - Quarterly MMSD payment \$459k. Water - Operations/Maintenance contract with City Water, Purchased Water.

OTHER/TRANSFER: \$1.0M G.O. Debt Principal & Interest Payment, \$166k Sewer Debt Principal & Interest Payment, \$1.1M Water Revenue Bond Principal & Interest Payment, \$460k ARPA money transferred from Dana account to Bank Money Market Account to fund various ARPA expenses.

Portfolio: 3876m - City of Mequon

Portfolio Allocation Summary

| | Market 06/30/25 | % of Assets | Estimated Income |
|--|--------------------|----------------|---------------------|
| Short Term Investments | 463,554 | 3.5 | 6,641 |
| Treasury Bonds | 506,507 | 3.7 | 15,000 |
| Agency Bonds | 3,186,586 | 23.7 | 127,370 |
| Small Business Administration Bonds | 1,120,213 | 8.3 | 71,449 |
| Mortgage Bonds | 6,627,942 | 49.4 | 368,680 |
| Corporate Bonds | 1,319,845 | 9.8 | 46,976 |
| Supranationals | 206,247 | 1.5 | 8,500 |
| Total Portfolio | 13,430,894 | 100.0 | 644,616 |



■ Cash
■ Fixed Income

Account Activity Summary (Market Value Basis)

| | |
|-------------------------------|-----------------|
| Portfolio Value on 03/31/2025 | \$13,718,248.32 |
| Contributions/Withdrawals | (\$464,115.48) |
| Investment Income | \$183,189.28 |
| Unrealized Gain/Loss | \$28,633.63 |
| Realized Gain/Loss | (\$8,391.05) |
| Change in Accrued Income | (\$26,670.35) |
| Portfolio Value on 06/30/2025 | \$13,430,894.35 |
| Total Gain | \$176,761.51 |

In the 2nd quarter, the stock market staged a sharp V-shaped recovery following early April's turbulence from new U.S. tariffs that triggered a global sell-off. Major U.S. stock indices fell over -15% before rallying to new all-time highs by quarter end. The S&P 500 Index gained 10.9% with growth sectors leading the way. The Russell 1000 Growth Index advanced 17.8% for the quarter, while the Russell 1000 Value Index advanced 3.8%. International markets continued to perform well, and the small cap Russell 2000 Index returned 8.5% but remains the only major domestic index with negative year-to-date returns due to small cap stock sensitivity to interest-rate and tariff-related pressures.

Equity market gains were supported by strong corporate earnings and easing geopolitical fears, including a ceasefire between Israel and Iran. On the fixed-income side, bonds provided stability with treasury, municipal, and corporate bond yields remaining attractive. Bond yields declined in the middle of the yield curve, resulting in another positive quarter for fixed income returns as the Aggregate Bond Index advanced 1.2% for the quarter.

Performance Summary-Time Weighted Returns

Portfolio Performance (%) Gross of Fees

| | Quarter To Date | Year To Date | Latest 12 Months |
|-------|--------------------|-----------------|------------------------|
| Total | 1.30 | 2.72 | 5.65 |

Looking forward, fiscal policy and long-term economic health remain central concerns. Despite Moody's downgrading the U.S. credit rating in May due to persistent fiscal deficits, the current administration has chosen economic stimulus over deficit reduction as the recently passed bill provides an extension of the current personal income tax rates plus a number of pro-business tax policies. While many issues remain quite volatile, history shows the U.S. economy's resilience in navigating budgetary and policy uncertainty. For investors, the second quarter reinforced the importance of diversification and maintaining a long-term perspective, especially as markets continue to balance inflation, interest-rate policy, and geopolitical risks. If the Federal Reserve believes inflation is controlled, rate cuts in the second half of the year could provide the next key support for the equity and bond markets.

Performance Summary-Time Weighted Returns

Portfolio Performance (%) Gross of Fees

| | 3 Year Return | 5 Year Return | Since 04/2019 (Ann) |
|-------|------------------|------------------|---------------------------|
| Total | 4.29 | 2.08 | 2.40 |

Thank you for the confidence you have placed in Dana Investment Advisors, and please contact us with any questions or changes to your investment objectives.

Fixed Income Characteristics as of: 6/30/2025

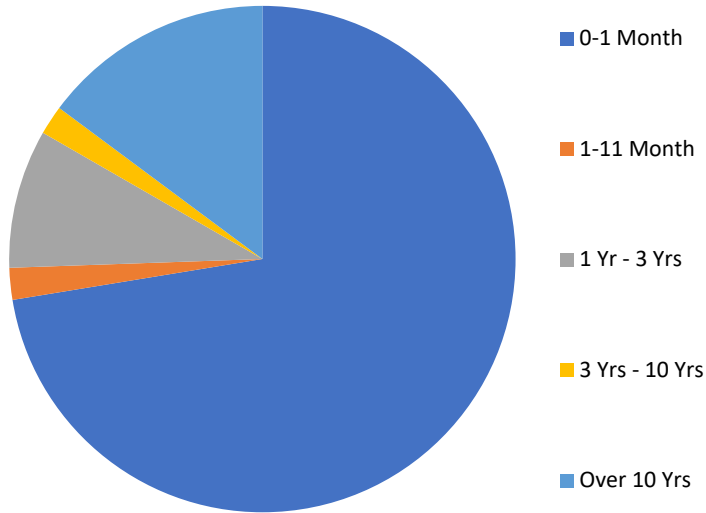
| Credit Rating | Avg Maturity | Yield to Worst | Effective Duration |
|------------------|-----------------|-------------------|-----------------------|
| Aa1 | 3.10 | 4.77 | 1.38 |

Attachment: 2025 2nd Quarter Investment Report Package (10543 : Cash & Investment Report as of 06/30/2025)

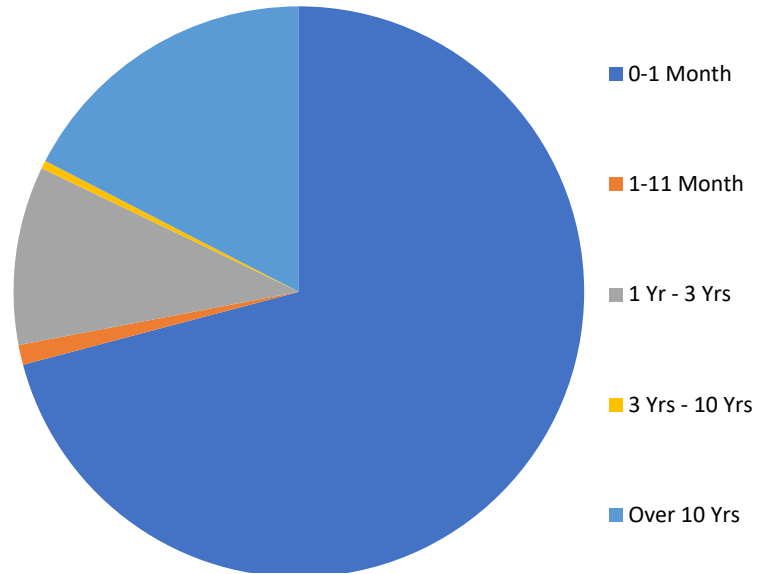
City of Mequon Distribution by Maturity - Market Value

| Security Sector | Market Value 3/31/2025 | % of Portfolio 3/31/2025 | Market Value 6/30/2025 | % of Portfolio 6/30/2025 |
|-----------------|---------------------------|-----------------------------|---------------------------|-----------------------------|
| 0-1 Month | 34,827,663.75 | 72.42% | 31,328,020.45 | 70.88% |
| 1-11 Month | 977,371.88 | 2.03% | 499,628.91 | 1.13% |
| 1 Yr - 3 Yrs | 4,258,483.19 | 8.85% | 4,467,976.20 | 10.11% |
| 3 Yrs - 10 Yrs | 897,126.00 | 1.87% | 203,358.20 | 0.46% |
| Over 10 Yrs | 7,130,662.08 | 14.83% | 7,698,328.25 | 17.42% |
| Total | 48,091,306.90 | 100.00% | 44,197,312.01 | 100.00% |

Portfolio Holdings as of 3/31/2025

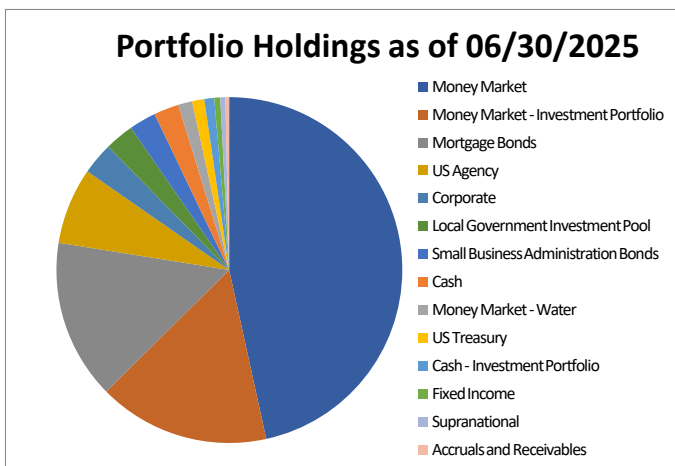
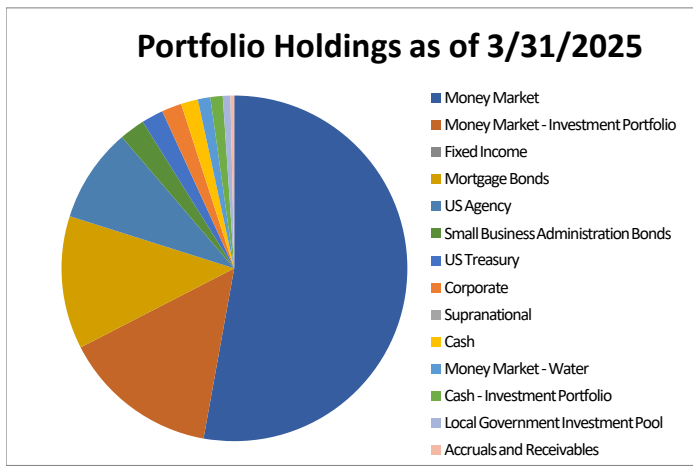


Portfolio Holdings as of 6/30/2025



City of Mequon Distribution by Security Sector - Market Value

| Security Sector | Market Value 3/31/2025 | % of Portfolio 3/31/2025 | Market Value 6/30/2025 | % of Portfolio 6/30/2025 |
|-------------------------------------|---------------------------|-----------------------------|---------------------------|-----------------------------|
| Cash - Investment Portfolio | 548,510.59 | 0.58% | 415,478.07 | 0.94% |
| Money Market - Investment Portfolio | 7,007,410.24 | 0.00% | 7,083,082.82 | 16.03% |
| Fixed Income | - | 0.00% | 246,960.48 | 0.56% |
| US Agency | 4,258,483.19 | 6.04% | 3,158,904.90 | 7.15% |
| US Treasury | 977,371.88 | 1.90% | 499,628.91 | 1.13% |
| Mortgage Bonds | 5,986,390.62 | 8.66% | 6,589,888.28 | 14.91% |
| Small Business Administration Bonds | 1,144,271.46 | 1.64% | 1,108,439.97 | 2.51% |
| Corporate | 897,126.00 | 0.00% | 1,309,071.30 | 2.96% |
| Supranational | - | 0.00% | 203,358.20 | 0.46% |
| Accruals and Receivables | 174,508.62 | 0.22% | 164,961.83 | 0.37% |
| Cash | 755,257.03 | 56.98% | 1,036,406.21 | 2.34% |
| Money Market | 25,422,577.23 | 23.20% | 20,584,728.74 | 46.57% |
| Local Government Investment Pool | 346,029.08 | 0.01% | 1,216,727.42 | 2.75% |
| Money Market - Water | 573,370.96 | 0.77% | 579,674.88 | 1.31% |
| Total | 48,091,306.90 | 100.00% | 44,197,312.01 | 100.00% |



2025 Finance-Personnel Monthly Work Plan

Current Agenda Topics

| Month | Agenda Topics |
|--------|---|
| August | <ul style="list-style-type: none">• 2025 Investment Portfolio Update-DANA Investment Advisors• 2025 YTD Budget Report as of June 30, 2025• Cash & Investment Report as of June 30, 2025 |

Potential Future Agenda Topics

| | |
|---|---|
| <ul style="list-style-type: none">• Library Review• Insurance Review• Fundraising• Alternative Revenue Sources | <ul style="list-style-type: none">• Payment in Lieu of Tax (PILOT) Agreements• City Ordinance Reconciliation• Impact Fees |
|---|---|

2025 Completed Items

- Acceptance of the FY2024 Preliminary Annual Comprehensive Financial Report and Report on Internal Control
- Preliminary 2024 Popular Annual Financial Report (PAFR)
- Impact Fee Audit for 2023/2024
- A Resolution Approving an Agreement for Legal Services with Stafford Rosenbaum LLP of Madison, Wisconsin for the Period June 1, 2025-December 31, 2025
- An Ordinance Amending Chapter 58 of the Mequon Municipal Code, Relating to the Imposition of Impact Fees
- Adoption of a Resolution Authorizing a Sixth Amendment to the Employment Agreement Between the City of Mequon and William H. Jones, Jr.
- A Resolution Awarding a Contract for Replacement of the City-Wide Voice Over Internet Protocol (VOIP) Phone System and Five Years of Service Support to RingCentral of Denver, Colorado, in the Amount of \$86,575
- A Resolution Approving a Second Amendment to a License Agreement with AT&T, Extending the Term for the Cellular Tower Located at 11333 North Buntrock Avenue Through 2049
- An Ordinance Amending Chapter 14 of the Mequon Municipal Code Regarding Liquor Licensing (Redbud Festival)
- An Ordinance Amending Section 2-230 of the Mequon Municipal Code Regarding Personnel Discipline Procedures
- A Resolution Approving a First Amendment to a License Agreement with AT&T, Extending the Term for the Cellular Tower Located at 11800 North Port Washington Road Through 2041
- A Resolution Clearing the Personal Property Tax Roll of Delinquent Accounts Deemed Uncollectible for Tax Roll Year 2023
- Investment Report as of 12/31/2024
- A Resolution Approving a Five-Year Service Agreement for Administration of a 457(b) Retirement Plan with MissionSquare Retirement, Washington, DC
- A Resolution Awarding a Contract for the Replacement and Installation of Audio Video Equipment within the Council Chambers at City Hall to AV Design Group of Thiensville, Wisconsin in an Amount Not-to-Exceed \$180,000
- A Resolution Approving the City of Mequon's Insurance Program for Fiscal Year 2025 with the League of Wisconsin Municipalities Mutual Insurance, in the Estimated Amount of \$376,990
- A Resolution Approving a Collective Bargaining Agreement Between the City of Mequon Police Association for the Period January 1, 2025 – December 31, 2027
- Q4 Investment Portfolio Update-DANA Investment Advisors